

APPENDIX G

Section 10

Outfall 002, February 3, 2008

Test America Analytical Laboratory Report

LABORATORY REPORT

Prepared For: MWH-Pasadena/Boeing
618 Michillinda Avenue, Suite 200
Arcadia, CA 91007
Attention: Bronwyn Kelly

Project: Annual Outfall 002

Sampled: 02/03/08
Received: 02/03/08
Issued: 03/07/08 10:39

NELAP #01108CA California ELAP#1197 CSDLAC #10256

The results listed within this Laboratory Report pertain only to the samples tested in the laboratory. The analyses contained in this report were performed in accordance with the applicable certifications as noted. All soil samples are reported on a wet weight basis unless otherwise noted in the report. This Laboratory Report is confidential and is intended for the sole use of TestAmerica and its client. This report shall not be reproduced, except in full, without written permission from TestAmerica. The Chain(s) of Custody, 2 pages, are included and are an integral part of this report.

This entire report was reviewed and approved for release.


SAMPLE CROSS REFERENCE

SUBCONTRACTED: Refer to the last page for specific subcontract laboratory information included in this report.

ADDITIONAL INFORMATION: This is a revised report to calculate QC results for Pesticides utilizing the same Low Level calibration curve as the sample.

LABORATORY ID	CLIENT ID	MATRIX
IRB0147-01	Outfall 002	Water
IRB0147-02	Trip Blank	Water

Reviewed By:



TestAmerica Irvine

Joseph Doak
Project Manager

MWH-Pasadena/Boeing
618 Michillinda Avenue, Suite 200
Arcadia, CA 91007
Attention: Bronwyn Kelly

Project ID: Annual Outfall 002

Report Number: IRB0147

Sampled: 02/03/08
Received: 02/03/08

EXTRACTABLE FUEL HYDROCARBONS (CADHS/8015 Modified)

Analyte	Method	Batch	MDL Limit	Reporting Limit	Sample Result	Dilution Factor	Date Extracted	Date Analyzed	Data Qualifiers
Sample ID: IRB0147-01 (Outfall 002 - Water)									
Reporting Units: mg/l									
EFH (C13 - C22)	EPA 8015B	8B04063	0.094	0.47	ND	0.943	02/04/08	02/05/08	
Surrogate: n-Octacosane (40-125%)					56 %				

TestAmerica Irvine

Joseph Doak
Project Manager

The results pertain only to the samples tested in the laboratory. This report shall not be reproduced, except in full, without written permission from TestAmerica.

IRB0147 <Page 2 of 63>
NPDES - 468

MWH-Pasadena/Boeing
618 Michillinda Avenue, Suite 200
Arcadia, CA 91007
Attention: Bronwyn Kelly

Project ID: Annual Outfall 002

Report Number: IRB0147

Sampled: 02/03/08
Received: 02/03/08

VOLATILE FUEL HYDROCARBONS (EPA 5030/CADHS Mod. 8015)

Analyte	Method	Batch	MDL Limit	Reporting Limit	Sample Result	Dilution Factor	Date Extracted	Date Analyzed	Data Qualifiers
Sample ID: IRB0147-01 (Outfall 002 - Water) - cont.									
Reporting Units: mg/l									
GRO (C4 - C12)	EPA 8015 Mod.	8B07041	0.025	0.10	ND	1	02/07/08	02/07/08	
Surrogate: 4-BFB (FID) (65-140%)					120 %				

TestAmerica Irvine

Joseph Doak
Project Manager

The results pertain only to the samples tested in the laboratory. This report shall not be reproduced, except in full, without written permission from TestAmerica.

IRB0147 <Page 3 of 63>
NPDES - 469

MWH-Pasadena/Boeing
618 Michillinda Avenue, Suite 200
Arcadia, CA 91007
Attention: Bronwyn Kelly

Project ID: Annual Outfall 002

Report Number: IRB0147

Sampled: 02/03/08

Received: 02/03/08

VOLATILE ORGANICS by GCMS SIM

Analyte	Method	Batch	MDL Limit	Reporting Limit	Sample Result	Dilution Factor	Date Extracted	Date Analyzed	Data Qualifiers
Sample ID: IRB0147-01 (Outfall 002 - Water) - cont.									
Reporting Units: ug/l									
1,4-Dioxane	EPA 8260B-SIM	8B04013	1.0	2.0	ND	1	02/04/08	02/04/08	
Surrogate: Dibromofluoromethane (80-120%)					100 %				

TestAmerica Irvine

Joseph Doak
Project Manager

The results pertain only to the samples tested in the laboratory. This report shall not be reproduced, except in full, without written permission from TestAmerica.

IRB0147 <Page 4 of 63>
NPDES - 470

MWH-Pasadena/Boeing
618 Michillinda Avenue, Suite 200
Arcadia, CA 91007
Attention: Bronwyn Kelly

Project ID: Annual Outfall 002

Report Number: IRB0147

Sampled: 02/03/08
Received: 02/03/08

PURGEABLES BY GC/MS (EPA 624)

Analyte	Method	Batch	MDL Limit	Reporting Limit	Sample Result	Dilution Factor	Date Extracted	Date Analyzed	Data Qualifiers
Sample ID: IRB0147-01 (Outfall 002 - Water) - cont.									
Reporting Units: ug/l									
1,1,1-Trichloroethane	EPA 624	8B04007	0.30	0.50	ND	1	02/04/08	02/04/08	
1,1,2,2-Tetrachloroethane	EPA 624	8B04007	0.24	0.50	ND	1	02/04/08	02/04/08	
1,1,2-Trichloroethane	EPA 624	8B04007	0.30	0.50	ND	1	02/04/08	02/04/08	
1,1-Dichloroethane	EPA 624	8B04007	0.27	0.50	ND	1	02/04/08	02/04/08	
1,1-Dichloroethene	EPA 624	8B04007	0.42	0.50	ND	1	02/04/08	02/04/08	
1,2-Dichloroethane	EPA 624	8B04007	0.28	0.50	ND	1	02/04/08	02/04/08	
Benzene	EPA 624	8B04007	0.28	0.50	ND	1	02/04/08	02/04/08	
1,2-Dichlorobenzene	EPA 624	8B04007	0.32	0.50	ND	1	02/04/08	02/04/08	
Carbon tetrachloride	EPA 624	8B04007	0.28	0.50	ND	1	02/04/08	02/04/08	
1,2-Dichloropropane	EPA 624	8B04007	0.35	0.50	ND	1	02/04/08	02/04/08	
Chloroform	EPA 624	8B04007	0.33	0.50	ND	1	02/04/08	02/04/08	
1,3-Dichlorobenzene	EPA 624	8B04007	0.35	0.50	ND	1	02/04/08	02/04/08	
Ethylbenzene	EPA 624	8B04007	0.25	0.50	ND	1	02/04/08	02/04/08	
1,4-Dichlorobenzene	EPA 624	8B04007	0.37	0.50	ND	1	02/04/08	02/04/08	
Tetrachloroethene	EPA 624	8B04007	0.32	0.50	ND	1	02/04/08	02/04/08	
Toluene	EPA 624	8B04007	0.36	0.50	ND	1	02/04/08	02/04/08	
Bromodichloromethane	EPA 624	8B04007	0.30	0.50	ND	1	02/04/08	02/04/08	
Trichloroethene	EPA 624	8B04007	0.26	0.50	1.7	1	02/04/08	02/04/08	
Bromoform	EPA 624	8B04007	0.40	0.50	ND	1	02/04/08	02/04/08	
Trichlorofluoromethane	EPA 624	8B04007	0.34	0.50	ND	1	02/04/08	02/04/08	
Bromomethane	EPA 624	8B04007	0.42	1.0	ND	1	02/04/08	02/04/08	
Trichlorotrifluoroethane (Freon 113)	EPA 624	8B04007	0.50	5.0	ND	1	02/04/08	02/04/08	
Vinyl chloride	EPA 624	8B04007	0.30	0.50	ND	1	02/04/08	02/04/08	
Chlorobenzene	EPA 624	8B04007	0.36	0.50	ND	1	02/04/08	02/04/08	
Xylenes, Total	EPA 624	8B04007	0.90	1.5	ND	1	02/04/08	02/04/08	
Chloroethane	EPA 624	8B04007	0.40	1.0	ND	1	02/04/08	02/04/08	
Chloromethane	EPA 624	8B04007	0.40	0.50	ND	1	02/04/08	02/04/08	
cis-1,3-Dichloropropene	EPA 624	8B04007	0.22	0.50	ND	1	02/04/08	02/04/08	
Dibromochloromethane	EPA 624	8B04007	0.28	0.50	ND	1	02/04/08	02/04/08	
Methylene chloride	EPA 624	8B04007	0.95	1.0	ND	1	02/04/08	02/04/08	
trans-1,2-Dichloroethene	EPA 624	8B04007	0.27	0.50	ND	1	02/04/08	02/04/08	
trans-1,3-Dichloropropene	EPA 624	8B04007	0.32	0.50	ND	1	02/04/08	02/04/08	
Surrogate: Dibromofluoromethane (80-120%)					111 %				
Surrogate: Toluene-d8 (80-120%)					101 %				
Surrogate: 4-Bromofluorobenzene (80-120%)					91 %				

TestAmerica Irvine

Joseph Doak
Project Manager

The results pertain only to the samples tested in the laboratory. This report shall not be reproduced, except in full, without written permission from TestAmerica.

IRB0147 <Page 5 of 63>

NPDES - 471

MWH-Pasadena/Boeing
618 Michillinda Avenue, Suite 200
Arcadia, CA 91007
Attention: Bronwyn Kelly

Project ID: Annual Outfall 002

Report Number: IRB0147

Sampled: 02/03/08
Received: 02/03/08

PURGEABLES BY GC/MS (EPA 624)

Analyte	Method	Batch	MDL Limit	Reporting Limit	Sample Result	Dilution Factor	Date Extracted	Date Analyzed	Data Qualifiers
Sample ID: IRB0147-02 (Trip Blank - Water)									
Reporting Units: ug/l									
1,1,1-Trichloroethane	EPA 624	8B04007	0.30	0.50	ND	1	02/04/08	02/04/08	
1,1,2,2-Tetrachloroethane	EPA 624	8B04007	0.24	0.50	ND	1	02/04/08	02/04/08	
1,1,2-Trichloroethane	EPA 624	8B04007	0.30	0.50	ND	1	02/04/08	02/04/08	
1,1-Dichloroethane	EPA 624	8B04007	0.27	0.50	ND	1	02/04/08	02/04/08	
1,1-Dichloroethene	EPA 624	8B04007	0.42	0.50	ND	1	02/04/08	02/04/08	
1,2-Dichloroethane	EPA 624	8B04007	0.28	0.50	ND	1	02/04/08	02/04/08	
Benzene	EPA 624	8B04007	0.28	0.50	ND	1	02/04/08	02/04/08	
1,2-Dichlorobenzene	EPA 624	8B04007	0.32	0.50	ND	1	02/04/08	02/04/08	
Carbon tetrachloride	EPA 624	8B04007	0.28	0.50	ND	1	02/04/08	02/04/08	
1,2-Dichloropropane	EPA 624	8B04007	0.35	0.50	ND	1	02/04/08	02/04/08	
Chloroform	EPA 624	8B04007	0.33	0.50	ND	1	02/04/08	02/04/08	
1,3-Dichlorobenzene	EPA 624	8B04007	0.35	0.50	ND	1	02/04/08	02/04/08	
Ethylbenzene	EPA 624	8B04007	0.25	0.50	ND	1	02/04/08	02/04/08	
1,4-Dichlorobenzene	EPA 624	8B04007	0.37	0.50	ND	1	02/04/08	02/04/08	
Tetrachloroethene	EPA 624	8B04007	0.32	0.50	ND	1	02/04/08	02/04/08	
Toluene	EPA 624	8B04007	0.36	0.50	ND	1	02/04/08	02/04/08	
Bromodichloromethane	EPA 624	8B04007	0.30	0.50	ND	1	02/04/08	02/04/08	
Trichloroethene	EPA 624	8B04007	0.26	0.50	ND	1	02/04/08	02/04/08	
Bromoform	EPA 624	8B04007	0.40	0.50	ND	1	02/04/08	02/04/08	
Trichlorofluoromethane	EPA 624	8B04007	0.34	0.50	ND	1	02/04/08	02/04/08	
Bromomethane	EPA 624	8B04007	0.42	1.0	ND	1	02/04/08	02/04/08	
Trichlorotrifluoroethane (Freon 113)	EPA 624	8B04007	0.50	5.0	ND	1	02/04/08	02/04/08	
Vinyl chloride	EPA 624	8B04007	0.30	0.50	ND	1	02/04/08	02/04/08	
Chlorobenzene	EPA 624	8B04007	0.36	0.50	ND	1	02/04/08	02/04/08	
Xylenes, Total	EPA 624	8B04007	0.90	1.5	ND	1	02/04/08	02/04/08	
Chloroethane	EPA 624	8B04007	0.40	1.0	ND	1	02/04/08	02/04/08	
Chloromethane	EPA 624	8B04007	0.40	0.50	ND	1	02/04/08	02/04/08	
cis-1,3-Dichloropropene	EPA 624	8B04007	0.22	0.50	ND	1	02/04/08	02/04/08	
Dibromochloromethane	EPA 624	8B04007	0.28	0.50	ND	1	02/04/08	02/04/08	
Methylene chloride	EPA 624	8B04007	0.95	1.0	ND	1	02/04/08	02/04/08	
trans-1,2-Dichloroethene	EPA 624	8B04007	0.27	0.50	ND	1	02/04/08	02/04/08	
trans-1,3-Dichloropropene	EPA 624	8B04007	0.32	0.50	ND	1	02/04/08	02/04/08	
Surrogate: Dibromofluoromethane (80-120%)					110 %				
Surrogate: Toluene-d8 (80-120%)					101 %				
Surrogate: 4-Bromofluorobenzene (80-120%)					90 %				

TestAmerica Irvine

Joseph Doak
Project Manager

The results pertain only to the samples tested in the laboratory. This report shall not be reproduced, except in full, without written permission from TestAmerica.

MWH-Pasadena/Boeing
 618 Michillinda Avenue, Suite 200
 Arcadia, CA 91007
 Attention: Bronwyn Kelly

Project ID: Annual Outfall 002

Report Number: IRB0147

Sampled: 02/03/08
 Received: 02/03/08

PURGEABLES-- GC/MS (EPA 624)

Analyte	Method	Batch	MDL Limit	Reporting Limit	Sample Result	Dilution Factor	Date Extracted	Date Analyzed	Data Qualifiers
Sample ID: IRB0147-01 (Outfall 002 - Water)									
Reporting Units: ug/l									
Acrolein	EPA 624	8B04007	4.0	5.0	ND	1	02/04/08	02/04/08	
Acrylonitrile	EPA 624	8B04007	0.70	2.0	ND	1	02/04/08	02/04/08	
2-Chloroethyl vinyl ether	EPA 624	8B04007	1.8	5.0	ND	1	02/04/08	02/04/08	
Surrogate: Dibromofluoromethane (80-120%)					111 %				
Surrogate: Toluene-d8 (80-120%)					101 %				
Surrogate: 4-Bromofluorobenzene (80-120%)					91 %				
Sample ID: IRB0147-02 (Trip Blank - Water)									
Reporting Units: ug/l									
Acrolein	EPA 624	8B04007	4.0	5.0	ND	1	02/04/08	02/04/08	
Acrylonitrile	EPA 624	8B04007	0.70	2.0	ND	1	02/04/08	02/04/08	
2-Chloroethyl vinyl ether	EPA 624	8B04007	1.8	5.0	ND	1	02/04/08	02/04/08	
Surrogate: Dibromofluoromethane (80-120%)					110 %				
Surrogate: Toluene-d8 (80-120%)					101 %				
Surrogate: 4-Bromofluorobenzene (80-120%)					90 %				

TestAmerica Irvine

Joseph Doak
 Project Manager

The results pertain only to the samples tested in the laboratory. This report shall not be reproduced, except in full, without written permission from TestAmerica.

MWH-Pasadena/Boeing
 618 Michillinda Avenue, Suite 200
 Arcadia, CA 91007
 Attention: Bronwyn Kelly

Project ID: Annual Outfall 002

Report Number: IRB0147

Sampled: 02/03/08
 Received: 02/03/08

PURGEABLES BY GC/MS, TENTATIVELY IDENTIFIED COMPOUNDS

Analyte	Method	Batch	MDL Limit	Reporting Limit	Sample Result	Dilution Factor	Date Extracted	Date Analyzed	Data Qualifiers
Sample ID: IRB0147-01 (Outfall 002 - Water)									
Reporting Units: ug/l									
1,2-Dichloro-1,1,2-trifluoroethane	EPA 624 (MOD.)	8B04007	N/A	2.5	ND	1	02/04/08	02/04/08	
Cyclohexane	EPA 624 (MOD.)	8B04007	N/A	2.5	ND	1	02/04/08	02/04/08	
Sample ID: IRB0147-02 (Trip Blank - Water)									
Reporting Units: ug/l									
1,2-Dichloro-1,1,2-trifluoroethane	EPA 624 (MOD.)	8B04007	N/A	2.5	ND	1	02/04/08	02/04/08	
Cyclohexane	EPA 624 (MOD.)	8B04007	N/A	2.5	ND	1	02/04/08	02/04/08	

TestAmerica Irvine

Joseph Doak
 Project Manager

The results pertain only to the samples tested in the laboratory. This report shall not be reproduced, except in full, without written permission from TestAmerica.

MWH-Pasadena/Boeing
618 Michillinda Avenue, Suite 200
Arcadia, CA 91007
Attention: Bronwyn Kelly

Project ID: Annual Outfall 002

Report Number: IRB0147

Sampled: 02/03/08
Received: 02/03/08

ACID & BASE/NEUTRALS BY GC/MS (EPA 625)

Analyte	Method	Batch	MDL Limit	Reporting Limit	Sample Result	Dilution Factor	Date Extracted	Date Analyzed	Data Qualifiers
Sample ID: IRB0147-01 (Outfall 002 - Water)									
Reporting Units: ug/l									
1,2,4-Trichlorobenzene	EPA 625	8B03026	0.094	0.94	ND	0.943	02/03/08	02/07/08	
1,2-Dichlorobenzene	EPA 625	8B03026	0.094	0.47	ND	0.943	02/03/08	02/07/08	
1,2-Diphenylhydrazine/Azobenzene	EPA 625	8B03026	0.094	0.94	ND	0.943	02/03/08	02/07/08	
1,3-Dichlorobenzene	EPA 625	8B03026	0.094	0.47	ND	0.943	02/03/08	02/07/08	
1,4-Dichlorobenzene	EPA 625	8B03026	0.19	0.47	ND	0.943	02/03/08	02/07/08	
Acenaphthene	EPA 625	8B03026	0.094	0.47	ND	0.943	02/03/08	02/07/08	
Acenaphthylene	EPA 625	8B03026	0.094	0.47	ND	0.943	02/03/08	02/07/08	
Anthracene	EPA 625	8B03026	0.094	0.47	ND	0.943	02/03/08	02/07/08	
Benzidine	EPA 625	8B03026	0.94	4.7	ND	0.943	02/03/08	02/07/08	L6
Benzo(a)anthracene	EPA 625	8B03026	0.094	4.7	ND	0.943	02/03/08	02/07/08	
Hexachlorobutadiene	EPA 625	8B03026	0.19	1.9	ND	0.943	02/03/08	02/07/08	
Benzo(a)pyrene	EPA 625	8B03026	0.094	1.9	ND	0.943	02/03/08	02/07/08	
Naphthalene	EPA 625	8B03026	0.094	0.94	ND	0.943	02/03/08	02/07/08	
Benzo(b)fluoranthene	EPA 625	8B03026	0.094	1.9	ND	0.943	02/03/08	02/07/08	
Benzo(g,h,i)perylene	EPA 625	8B03026	0.094	4.7	ND	0.943	02/03/08	02/07/08	
Benzo(k)fluoranthene	EPA 625	8B03026	0.094	0.47	ND	0.943	02/03/08	02/07/08	
Bis(2-chloroethoxy)methane	EPA 625	8B03026	0.094	0.47	ND	0.943	02/03/08	02/07/08	
Bis(2-chloroethyl)ether	EPA 625	8B03026	0.094	0.47	ND	0.943	02/03/08	02/07/08	
Bis(2-chloroisopropyl)ether	EPA 625	8B03026	0.094	0.47	ND	0.943	02/03/08	02/07/08	
Bis(2-ethylhexyl)phthalate	EPA 625	8B03026	1.6	4.7	2.1	0.943	02/03/08	02/07/08	B, L1, J
4-Bromophenyl phenyl ether	EPA 625	8B03026	0.094	0.94	ND	0.943	02/03/08	02/07/08	
Butyl benzyl phthalate	EPA 625	8B03026	0.66	4.7	1.9	0.943	02/03/08	02/07/08	B, J
2-Chloronaphthalene	EPA 625	8B03026	0.094	0.47	ND	0.943	02/03/08	02/07/08	
4-Chlorophenyl phenyl ether	EPA 625	8B03026	0.094	0.47	ND	0.943	02/03/08	02/07/08	
Chrysene	EPA 625	8B03026	0.094	0.47	ND	0.943	02/03/08	02/07/08	
Dibenz(a,h)anthracene	EPA 625	8B03026	0.094	0.47	ND	0.943	02/03/08	02/07/08	
Di-n-butyl phthalate	EPA 625	8B03026	0.19	1.9	ND	0.943	02/03/08	02/07/08	
3,3-Dichlorobenzidine	EPA 625	8B03026	0.38	4.7	ND	0.943	02/03/08	02/07/08	
Diethyl phthalate	EPA 625	8B03026	0.094	0.94	ND	0.943	02/03/08	02/07/08	
Dimethyl phthalate	EPA 625	8B03026	0.094	0.47	ND	0.943	02/03/08	02/07/08	
2,4-Dinitrophenol	EPA 625	8B03026	0.85	4.7	ND	0.943	02/03/08	02/07/08	
2,4-Dinitrotoluene	EPA 625	8B03026	0.19	4.7	ND	0.943	02/03/08	02/07/08	
2,6-Dinitrotoluene	EPA 625	8B03026	0.094	4.7	ND	0.943	02/03/08	02/07/08	
Di-n-octyl phthalate	EPA 625	8B03026	0.094	4.7	ND	0.943	02/03/08	02/07/08	
Fluoranthene	EPA 625	8B03026	0.094	0.47	ND	0.943	02/03/08	02/07/08	
Fluorene	EPA 625	8B03026	0.094	0.47	ND	0.943	02/03/08	02/07/08	
Hexachlorobenzene	EPA 625	8B03026	0.094	0.94	ND	0.943	02/03/08	02/07/08	
Hexachlorocyclopentadiene	EPA 625	8B03026	0.094	4.7	ND	0.943	02/03/08	02/07/08	
Hexachloroethane	EPA 625	8B03026	0.19	2.8	ND	0.943	02/03/08	02/07/08	
Indeno(1,2,3-cd)pyrene	EPA 625	8B03026	0.094	1.9	ND	0.943	02/03/08	02/07/08	
Isophorone	EPA 625	8B03026	0.094	0.94	ND	0.943	02/03/08	02/07/08	

TestAmerica Irvine

Joseph Doak
Project Manager

The results pertain only to the samples tested in the laboratory. This report shall not be reproduced, except in full, without written permission from TestAmerica.

IRB0147 <Page 9 of 63>

NPDES - 475

MWH-Pasadena/Boeing
 618 Michillinda Avenue, Suite 200
 Arcadia, CA 91007
 Attention: Bronwyn Kelly

Project ID: Annual Outfall 002

Report Number: IRB0147

Sampled: 02/03/08
 Received: 02/03/08

ACID & BASE/NEUTRALS BY GC/MS (EPA 625)

Analyte	Method	Batch	MDL Limit	Reporting Limit	Sample Result	Dilution Factor	Date Extracted	Date Analyzed	Data Qualifiers
Sample ID: IRB0147-01 (Outfall 002 - Water) - cont.									
Reporting Units: ug/l									
Nitrobenzene	EPA 625	8B03026	0.094	0.94	ND	0.943	02/03/08	02/07/08	
N-Nitrosodimethylamine	EPA 625	8B03026	0.094	1.9	ND	0.943	02/03/08	02/07/08	
N-Nitroso-di-n-propylamine	EPA 625	8B03026	0.094	1.9	ND	0.943	02/03/08	02/07/08	
N-Nitrosodiphenylamine	EPA 625	8B03026	0.094	0.94	ND	0.943	02/03/08	02/07/08	
Pentachlorophenol	EPA 625	8B03026	0.094	1.9	ND	0.943	02/03/08	02/07/08	
Phenanthrene	EPA 625	8B03026	0.094	0.47	ND	0.943	02/03/08	02/07/08	
Pyrene	EPA 625	8B03026	0.094	0.47	ND	0.943	02/03/08	02/07/08	
2,4,6-Trichlorophenol	EPA 625	8B03026	0.094	0.94	ND	0.943	02/03/08	02/07/08	
Surrogate: 2-Fluorophenol (30-120%)					66 %				
Surrogate: Phenol-d6 (35-120%)					77 %				
Surrogate: 2,4,6-Tribromophenol (40-120%)					102 %				
Surrogate: Nitrobenzene-d5 (45-120%)					81 %				
Surrogate: 2-Fluorobiphenyl (50-120%)					86 %				
Surrogate: Terphenyl-d14 (50-125%)					94 %				

TestAmerica Irvine

Joseph Doak
 Project Manager

The results pertain only to the samples tested in the laboratory. This report shall not be reproduced, except in full, without written permission from TestAmerica.

MWH-Pasadena/Boeing
 618 Michillinda Avenue, Suite 200
 Arcadia, CA 91007
 Attention: Bronwyn Kelly

Project ID: Annual Outfall 002

Report Number: IRB0147

Sampled: 02/03/08
 Received: 02/03/08

ORGANOCHLORINE PESTICIDES (EPA 608)

Analyte	Method	Batch	MDL Limit	Reporting Limit	Sample Result	Dilution Factor	Date Extracted	Date Analyzed	Data Qualifiers
Sample ID: IRB0147-01 (Outfall 002 - Water) - cont.									
Reporting Units: ug/l									
Aldrin	EPA 608	8B04071	0.0014	0.0047	ND	0.943	02/04/08	02/06/08	
alpha-BHC	EPA 608	8B04071	0.0024	0.0047	ND	0.943	02/04/08	02/06/08	
beta-BHC	EPA 608	8B04071	0.0038	0.0094	ND	0.943	02/04/08	02/06/08	
delta-BHC	EPA 608	8B04071	0.0033	0.0047	ND	0.943	02/04/08	02/06/08	
gamma-BHC (Lindane)	EPA 608	8B04071	0.0028	0.0094	ND	0.943	02/04/08	02/06/08	
Chlordane	EPA 608	8B04071	0.028	0.094	ND	0.943	02/04/08	02/06/08	
4,4'-DDD	EPA 608	8B04071	0.0019	0.0047	ND	0.943	02/04/08	02/06/08	
4,4'-DDE	EPA 608	8B04071	0.0028	0.0047	ND	0.943	02/04/08	02/06/08	
4,4'-DDT	EPA 608	8B04071	0.0038	0.0094	ND	0.943	02/04/08	02/06/08	
Dieldrin	EPA 608	8B04071	0.0019	0.0047	ND	0.943	02/04/08	02/06/08	
Endosulfan I	EPA 608	8B04071	0.0019	0.0047	ND	0.943	02/04/08	02/06/08	
Endosulfan II	EPA 608	8B04071	0.0028	0.0047	ND	0.943	02/04/08	02/06/08	
Endosulfan sulfate	EPA 608	8B04071	0.0028	0.0094	ND	0.943	02/04/08	02/06/08	
Endrin	EPA 608	8B04071	0.0019	0.0047	ND	0.943	02/04/08	02/06/08	
Endrin aldehyde	EPA 608	8B04071	0.0019	0.0094	ND	0.943	02/04/08	02/06/08	
Endrin ketone	EPA 608	8B04071	0.0028	0.0094	ND	0.943	02/04/08	02/06/08	
Heptachlor	EPA 608	8B04071	0.0028	0.0094	ND	0.943	02/04/08	02/06/08	
Heptachlor epoxide	EPA 608	8B04071	0.0024	0.0047	ND	0.943	02/04/08	02/06/08	
Methoxychlor	EPA 608	8B04071	0.0033	0.0047	ND	0.943	02/04/08	02/06/08	
Toxaphene	EPA 608	8B04071	0.066	0.094	ND	0.943	02/04/08	02/06/08	
Surrogate: Decachlorobiphenyl (45-120%)					78 %				
Surrogate: Tetrachloro-m-xylene (35-115%)					74 %				

TestAmerica Irvine

Joseph Doak
 Project Manager

The results pertain only to the samples tested in the laboratory. This report shall not be reproduced, except in full, without written permission from TestAmerica.

MWH-Pasadena/Boeing
 618 Michillinda Avenue, Suite 200
 Arcadia, CA 91007
 Attention: Bronwyn Kelly

Project ID: Annual Outfall 002

Report Number: IRB0147

Sampled: 02/03/08
 Received: 02/03/08

TOTAL PCBS (EPA 608)

Analyte	Method	Batch	MDL Limit	Reporting Limit	Sample Result	Dilution Factor	Date Extracted	Date Analyzed	Data Qualifiers
Sample ID: IRB0147-01 (Outfall 002 - Water) - cont.									
Reporting Units: ug/l									
Aroclor 1016	EPA 608	8B04071	0.42	0.47	ND	0.943	02/04/08	02/06/08	
Aroclor 1221	EPA 608	8B04071	0.24	0.47	ND	0.943	02/04/08	02/06/08	
Aroclor 1232	EPA 608	8B04071	0.24	0.47	ND	0.943	02/04/08	02/06/08	
Aroclor 1242	EPA 608	8B04071	0.24	0.47	ND	0.943	02/04/08	02/06/08	
Aroclor 1248	EPA 608	8B04071	0.24	0.47	ND	0.943	02/04/08	02/06/08	
Aroclor 1254	EPA 608	8B04071	0.24	0.47	ND	0.943	02/04/08	02/06/08	
Aroclor 1260	EPA 608	8B04071	0.28	0.47	ND	0.943	02/04/08	02/06/08	
<i>Surrogate: Decachlorobiphenyl (45-120%)</i>					91 %				

TestAmerica Irvine

Joseph Doak
 Project Manager

The results pertain only to the samples tested in the laboratory. This report shall not be reproduced, except in full, without written permission from TestAmerica.

MWH-Pasadena/Boeing
 618 Michillinda Avenue, Suite 200
 Arcadia, CA 91007
 Attention: Bronwyn Kelly

Project ID: Annual Outfall 002

Report Number: IRB0147

Sampled: 02/03/08
 Received: 02/03/08

METALS

Analyte	Method	Batch	MDL Limit	Reporting Limit	Sample Result	Dilution Factor	Date Extracted	Date Analyzed	Data Qualifiers
Sample ID: IRB0147-01 (Outfall 002 - Water) - cont.									
Reporting Units: mg/l									
Hardness as CaCO3	SM2340B	[CALC]	N/A	0.33	170	1	02/04/08	02/04/08	
Barium	EPA 200.7	8B04079	0.0060	0.010	0.032	1	02/04/08	02/04/08	
Boron	EPA 200.7	8B04079	0.020	0.050	0.070	1	02/04/08	02/04/08	
Calcium	EPA 200.7	8B04079	0.050	0.10	46	1	02/04/08	02/04/08	
Iron	EPA 200.7	8B04079	0.015	0.040	0.62	1	02/04/08	02/04/08	
Magnesium	EPA 200.7	8B04079	0.012	0.020	13	1	02/04/08	02/04/08	

TestAmerica Irvine

Joseph Doak
 Project Manager

The results pertain only to the samples tested in the laboratory. This report shall not be reproduced, except in full, without written permission from TestAmerica.

MWH-Pasadena/Boeing
 618 Michillinda Avenue, Suite 200
 Arcadia, CA 91007
 Attention: Bronwyn Kelly

Project ID: Annual Outfall 002

Report Number: IRB0147

Sampled: 02/03/08
 Received: 02/03/08

METALS

Analyte	Method	Batch	MDL Limit	Reporting Limit	Sample Result	Dilution Factor	Date Extracted	Date Analyzed	Data Qualifiers
Sample ID: IRB0147-01 (Outfall 002 - Water) - cont.									
Reporting Units: ug/l									
Antimony	EPA 200.8	8B04080	0.20	2.0	0.40	1	02/04/08	02/05/08	J
Arsenic	EPA 200.7	8B04079	7.0	10	ND	1	02/04/08	02/04/08	
Beryllium	EPA 200.7	8B04079	0.90	2.0	ND	1	02/04/08	02/04/08	
Cadmium	EPA 200.8	8B04080	0.11	1.0	ND	1	02/04/08	02/04/08	
Chromium	EPA 200.7	8B04079	2.0	5.0	2.1	1	02/04/08	02/04/08	J
Cobalt	EPA 200.7	8B04079	2.0	10	ND	1	02/04/08	02/04/08	
Copper	EPA 200.8	8B04080	0.75	2.0	3.1	1	02/04/08	02/04/08	
Lead	EPA 200.8	8B04080	0.30	1.0	0.38	1	02/04/08	02/04/08	J
Manganese	EPA 200.7	8B04079	7.0	20	16	1	02/04/08	02/04/08	J
Nickel	EPA 200.7	8B04079	2.0	10	2.7	1	02/04/08	02/04/08	J
Selenium	EPA 200.8	8B04080	0.30	2.0	0.38	1	02/04/08	02/04/08	J
Silver	EPA 200.8	8B04080	0.30	1.0	ND	1	02/04/08	02/04/08	
Thallium	EPA 200.8	8B04080	0.20	1.0	ND	1	02/04/08	02/04/08	
Vanadium	EPA 200.7	8B04079	3.0	10	ND	1	02/04/08	02/04/08	
Zinc	EPA 200.7	8B04079	6.0	20	6.6	1	02/04/08	02/04/08	J

TestAmerica Irvine

Joseph Doak
 Project Manager

The results pertain only to the samples tested in the laboratory. This report shall not be reproduced, except in full, without written permission from TestAmerica.

MWH-Pasadena/Boeing
 618 Michillinda Avenue, Suite 200
 Arcadia, CA 91007
 Attention: Bronwyn Kelly

Project ID: Annual Outfall 002

Report Number: IRB0147

Sampled: 02/03/08

Received: 02/03/08

DISSOLVED METALS

Analyte	Method	Batch	MDL Limit	Reporting Limit	Sample Result	Dilution Factor	Date Extracted	Date Analyzed	Data Qualifiers
Sample ID: IRB0147-01 (Outfall 002 - Water) - cont.									
Reporting Units: mg/l									
Barium	EPA 200.7-Diss	8B04145	0.0060	0.010	0.026	1	02/04/08	02/05/08	
Boron	EPA 200.7-Diss	8B04145	0.020	0.050	0.063	1	02/04/08	02/05/08	
Calcium	EPA 200.7-Diss	8B04145	0.050	0.10	44	1	02/04/08	02/05/08	
Iron	EPA 200.7-Diss	8B04145	0.015	0.040	0.059	1	02/04/08	02/05/08	
Magnesium	EPA 200.7-Diss	8B04145	0.012	0.020	12	1	02/04/08	02/05/08	
Hardness (as CaCO3)	SM2340B	8B04145	1.0	1.0	160	1	02/04/08	02/05/08	

TestAmerica Irvine

Joseph Doak
 Project Manager

The results pertain only to the samples tested in the laboratory. This report shall not be reproduced, except in full, without written permission from TestAmerica.

MWH-Pasadena/Boeing
 618 Michillinda Avenue, Suite 200
 Arcadia, CA 91007
 Attention: Bronwyn Kelly

Project ID: Annual Outfall 002

Report Number: IRB0147

Sampled: 02/03/08
 Received: 02/03/08

DISSOLVED METALS

Analyte	Method	Batch	MDL Limit	Reporting Limit	Sample Result	Dilution Factor	Date Extracted	Date Analyzed	Data Qualifiers
Sample ID: IRB0147-01 (Outfall 002 - Water) - cont.									
Reporting Units: ug/l									
Antimony	EPA 200.8-Diss	8B05112	0.20	2.0	0.45	1	02/05/08	02/05/08	J
Arsenic	EPA 200.7-Diss	8B04145	7.0	10	ND	1	02/04/08	02/05/08	
Beryllium	EPA 200.7-Diss	8B04145	0.90	2.0	ND	1	02/04/08	02/05/08	
Cadmium	EPA 200.8-Diss	8B05112	0.11	1.0	0.14	1	02/05/08	02/05/08	J
Chromium	EPA 200.7-Diss	8B04145	2.0	5.0	ND	1	02/04/08	02/05/08	
Cobalt	EPA 200.7-Diss	8B04145	2.0	10	ND	1	02/04/08	02/05/08	
Copper	EPA 200.8-Diss	8B05112	0.75	2.0	2.7	1	02/05/08	02/05/08	
Lead	EPA 200.8-Diss	8B05112	0.30	1.0	ND	1	02/05/08	02/05/08	
Manganese	EPA 200.7-Diss	8B04145	7.0	20	ND	1	02/04/08	02/05/08	
Nickel	EPA 200.7-Diss	8B04145	2.0	10	ND	1	02/04/08	02/05/08	
Selenium	EPA 200.8-Diss	8B05112	0.30	2.0	0.44	1	02/05/08	02/05/08	J
Silver	EPA 200.8-Diss	8B05112	0.30	1.0	ND	1	02/05/08	02/05/08	
Thallium	EPA 200.8-Diss	8B05112	0.20	1.0	ND	1	02/05/08	02/05/08	
Vanadium	EPA 200.7-Diss	8B04145	3.0	10	ND	1	02/04/08	02/05/08	
Zinc	EPA 200.7-Diss	8B04145	6.0	20	9.1	1	02/04/08	02/05/08	J

TestAmerica Irvine

Joseph Doak
 Project Manager

The results pertain only to the samples tested in the laboratory. This report shall not be reproduced, except in full, without written permission from TestAmerica.

MWH-Pasadena/Boeing
 618 Michillinda Avenue, Suite 200
 Arcadia, CA 91007
 Attention: Bronwyn Kelly

Project ID: Annual Outfall 002

Report Number: IRB0147

Sampled: 02/03/08
 Received: 02/03/08

INORGANICS

Analyte	Method	Batch	MDL Limit	Reporting Limit	Sample Result	Dilution Factor	Date Extracted	Date Analyzed	Data Qualifiers
Sample ID: IRB0147-01 (Outfall 002 - Water) - cont.									
Reporting Units: mg/l									
Hexane Extractable Material (Oil & Grease)	EPA 1664A	8B12074	1.3	4.8	1.6	1	02/12/08	02/12/08	J
Ammonia-N (Distilled)	EPA 350.2	8B07098	0.30	0.50	ND	1	02/07/08	02/08/08	
Biochemical Oxygen Demand	EPA 405.1	8B04070	0.59	2.0	1.4	1	02/04/08	02/09/08	J
Chloride	EPA 300.0	8B04043	0.25	0.50	24	1	02/04/08	02/04/08	
Fluoride	EPA 300.0	8B04043	0.15	0.50	0.34	1	02/04/08	02/04/08	J
Nitrate-N	EPA 300.0	8B04043	0.060	0.11	2.2	1	02/04/08	02/04/08	
Nitrite-N	EPA 300.0	8B04043	0.090	0.15	ND	1	02/04/08	02/04/08	
Nitrate/Nitrite-N	EPA 300.0	8B04043	0.15	0.26	2.2	1	02/04/08	02/04/08	
Residual Chlorine	EPA 330.5	8B04074	0.10	0.10	0.14	1	02/04/08	02/04/08	HFT
Sulfate	EPA 300.0	8B04043	0.40	1.0	94	2	02/04/08	02/04/08	
Surfactants (MBAS)	SM5540-C	8B04097	0.044	0.10	0.18	1	02/04/08	02/04/08	
Total Dissolved Solids	SM2540C	8B07122	10	10	350	1	02/07/08	02/07/08	
Total Organic Carbon	EPA 415.1	8B13116	0.50	1.0	9.6	1	02/13/08	02/13/08	
Total Suspended Solids	EPA 160.2	8B04128	10	10	ND	1	02/04/08	02/04/08	

TestAmerica Irvine

Joseph Doak
 Project Manager

The results pertain only to the samples tested in the laboratory. This report shall not be reproduced, except in full, without written permission from TestAmerica.

MWH-Pasadena/Boeing
618 Michillinda Avenue, Suite 200
Arcadia, CA 91007
Attention: Bronwyn Kelly

Project ID: Annual Outfall 002

Report Number: IRB0147

Sampled: 02/03/08

Received: 02/03/08

INORGANICS

Analyte	Method	Batch	MDL Limit	Reporting Limit	Sample Result	Dilution Factor	Date Extracted	Date Analyzed	Data Qualifiers
Sample ID: IRB0147-01 (Outfall 002 - Water) - cont.									
Reporting Units: ml/l/hr									
Total Settleable Solids	EPA 160.5	8B04066	0.10	0.10	0.10	1	02/04/08	02/04/08	

TestAmerica Irvine

Joseph Doak
Project Manager

*The results pertain only to the samples tested in the laboratory. This report shall not be reproduced,
except in full, without written permission from TestAmerica.*

IRB0147 <Page 18 of 63>
NPDES - 484

MWH-Pasadena/Boeing
618 Michillinda Avenue, Suite 200
Arcadia, CA 91007
Attention: Bronwyn Kelly

Project ID: Annual Outfall 002

Report Number: IRB0147

Sampled: 02/03/08

Received: 02/03/08

INORGANICS

Analyte	Method	Batch	MDL Limit	Reporting Limit	Sample Result	Dilution Factor	Date Extracted	Date Analyzed	Data Qualifiers
Sample ID: IRB0147-01 (Outfall 002 - Water) - cont.									
Reporting Units: NTU									
Turbidity	EPA 180.1	8B04067	0.040	1.0	13	1	02/04/08	02/04/08	

TestAmerica Irvine

Joseph Doak
Project Manager

The results pertain only to the samples tested in the laboratory. This report shall not be reproduced, except in full, without written permission from TestAmerica.

IRB0147 <Page 19 of 63>
NPDES - 485

MWH-Pasadena/Boeing
618 Michillinda Avenue, Suite 200
Arcadia, CA 91007
Attention: Bronwyn Kelly

Project ID: Annual Outfall 002

Report Number: IRB0147

Sampled: 02/03/08

Received: 02/03/08

INORGANICS

Analyte	Method	Batch	MDL Limit	Reporting Limit	Sample Result	Dilution Factor	Date Extracted	Date Analyzed	Data Qualifiers
Sample ID: IRB0147-01 (Outfall 002 - Water) - cont.									
Reporting Units: ug/l									
Chromium VI	EPA 218.6	8B04054	0.20	1.0	ND	1	02/04/08	02/04/08	
Total Cyanide	EPA 335.2	8B04112	2.2	5.0	ND	1	02/04/08	02/04/08	
Perchlorate	EPA 314.0	8B12073	0.65	1.0	ND	1	02/12/08	02/13/08	

TestAmerica Irvine

Joseph Doak
Project Manager

The results pertain only to the samples tested in the laboratory. This report shall not be reproduced, except in full, without written permission from TestAmerica.

IRB0147 <Page 20 of 63>
NPDES - 486

MWH-Pasadena/Boeing
618 Michillinda Avenue, Suite 200
Arcadia, CA 91007
Attention: Bronwyn Kelly

Project ID: Annual Outfall 002

Report Number: IRB0147

Sampled: 02/03/08

Received: 02/03/08

INORGANICS

Analyte	Method	Batch	MDL Limit	Reporting Limit	Sample Result	Dilution Factor	Date Extracted	Date Analyzed	Data Qualifiers
Sample ID: IRB0147-01 (Outfall 002 - Water) - cont.									
Reporting Units: umhos/cm									
Specific Conductance	EPA 120.1	8B08056	1.0	1.0	440	1	02/07/08	02/07/08	

TestAmerica Irvine

Joseph Doak
Project Manager

The results pertain only to the samples tested in the laboratory. This report shall not be reproduced, except in full, without written permission from TestAmerica.

IRB0147 <Page 21 of 63>
NPDES - 487

MWH-Pasadena/Boeing
618 Michillinda Avenue, Suite 200
Arcadia, CA 91007
Attention: Bronwyn Kelly

Project ID: Annual Outfall 002

Report Number: IRB0147

Sampled: 02/03/08
Received: 02/03/08

Metals by EPA 200 Series Methods

Analyte	Method	Batch	MDL Limit	Reporting Limit	Sample Result	Dilution Factor	Date Extracted	Date Analyzed	Data Qualifiers
Sample ID: IRB0147-01 (Outfall 002 - Water) - cont.									
Reporting Units: ug/l									
Mercury, Dissolved	EPA 245.1	W8B0171	0.050	0.20	ND	1	02/06/08	02/07/08	
Mercury, Total	EPA 245.1	W8B0171	0.050	0.20	ND	1	02/06/08	02/07/08	

TestAmerica Irvine

Joseph Doak
Project Manager

The results pertain only to the samples tested in the laboratory. This report shall not be reproduced, except in full, without written permission from TestAmerica.

IRB0147 <Page 22 of 63>
NPDES - 488

MWH-Pasadena/Boeing
 618 Michillinda Avenue, Suite 200
 Arcadia, CA 91007
 Attention: Bronwyn Kelly

Project ID: Annual Outfall 002

Report Number: IRB0147

Sampled: 02/03/08
 Received: 02/03/08

SHORT HOLD TIME DETAIL REPORT

	Hold Time (in days)	Date/Time Sampled	Date/Time Received	Date/Time Extracted	Date/Time Analyzed
Sample ID: Outfall 002 (IRB0147-01) - Water					
EPA 160.5	2	02/03/2008 13:00	02/03/2008 18:25	02/04/2008 09:00	02/04/2008 09:00
EPA 180.1	2	02/03/2008 13:00	02/03/2008 18:25	02/04/2008 09:00	02/04/2008 09:00
EPA 218.6	1	02/03/2008 13:00	02/03/2008 18:25	02/04/2008 07:00	02/04/2008 07:41
EPA 300.0	2	02/03/2008 13:00	02/03/2008 18:25	02/04/2008 05:00	02/04/2008 06:34
EPA 330.5	1	02/03/2008 13:00	02/03/2008 18:25	02/04/2008 10:00	02/04/2008 10:00
EPA 405.1	2	02/03/2008 13:00	02/03/2008 18:25	02/04/2008 16:00	02/09/2008 13:30
EPA 624	3	02/03/2008 13:00	02/03/2008 18:25	02/04/2008 00:00	02/04/2008 11:57
Filtration	1	02/03/2008 13:00	02/03/2008 18:25	02/04/2008 07:00	02/04/2008 07:00
SM5540-C	2	02/03/2008 13:00	02/03/2008 18:25	02/04/2008 13:33	02/04/2008 20:15
Sample ID: Trip Blank (IRB0147-02) - Water					
EPA 624	3	02/03/2008 13:00	02/03/2008 18:25	02/04/2008 00:00	02/04/2008 12:26

TestAmerica Irvine

Joseph Doak
 Project Manager

The results pertain only to the samples tested in the laboratory. This report shall not be reproduced, except in full, without written permission from TestAmerica.

MWH-Pasadena/Boeing
 618 Michillinda Avenue, Suite 200
 Arcadia, CA 91007
 Attention: Bronwyn Kelly

Project ID: Annual Outfall 002

Report Number: IRB0147

Sampled: 02/03/08
 Received: 02/03/08

METHOD BLANK/QC DATA

EXTRACTABLE FUEL HYDROCARBONS (CADHS/8015 Modified)

Analyte	Result	Reporting Limit	MDL	Units	Spike Level	Source Result	%REC	%REC Limits	RPD	RPD Limit	Data Qualifiers
Batch: 8B04063 Extracted: 02/04/08											
Blank Analyzed: 02/05/2008 (8B04063-BLK1)											
EFH (C13 - C22)	ND	0.50	0.10	mg/l							
Surrogate: n-Octacosane	0.138			mg/l	0.200		69	40-125			
LCS Analyzed: 02/05/2008 (8B04063-BS1)											
EFH (C13 - C40)	0.573	0.50	0.10	mg/l	0.750		76	40-115			MNR1
Surrogate: n-Octacosane	0.141			mg/l	0.200		70	40-125			
LCS Dup Analyzed: 02/05/2008 (8B04063-BSD1)											
EFH (C13 - C40)	0.660	0.50	0.10	mg/l	0.750		88	40-115	14	25	
Surrogate: n-Octacosane	0.152			mg/l	0.200		76	40-125			

TestAmerica Irvine

Joseph Doak
 Project Manager

The results pertain only to the samples tested in the laboratory. This report shall not be reproduced, except in full, without written permission from TestAmerica.

MWH-Pasadena/Boeing
 618 Michillinda Avenue, Suite 200
 Arcadia, CA 91007
 Attention: Bronwyn Kelly

Project ID: Annual Outfall 002

Report Number: IRB0147

Sampled: 02/03/08
 Received: 02/03/08

METHOD BLANK/QC DATA

VOLATILE FUEL HYDROCARBONS (EPA 5030/CADHS Mod. 8015)

Analyte	Result	Reporting Limit	MDL	Units	Spike Level	Source Result	%REC %REC	%REC Limits	RPD	RPD Limit	Data Qualifiers
Batch: 8B07041 Extracted: 02/07/08											
Blank Analyzed: 02/07/2008 (8B07041-BLK1)											
GRO (C4 - C12)	ND	0.10	0.025	mg/l							
Surrogate: 4-BFB (FID)	0.0115			mg/l	0.0100		115	65-140			
LCS Analyzed: 02/07/2008 (8B07041-BS1)											
GRO (C4 - C12)	0.801	0.10	0.025	mg/l	0.800		100	80-120			
Surrogate: 4-BFB (FID)	0.0190			mg/l	0.0100		190	65-140			ZX
Matrix Spike Analyzed: 02/07/2008 (8B07041-MS1) Source: IRB0223-05											
GRO (C4 - C12)	0.237	0.10	0.025	mg/l	0.220	ND	108	65-140			
Surrogate: 4-BFB (FID)	0.0140			mg/l	0.0100		140	65-140			
Matrix Spike Dup Analyzed: 02/07/2008 (8B07041-MSD1) Source: IRB0223-05											
GRO (C4 - C12)	0.242	0.10	0.025	mg/l	0.220	ND	110	65-140	2	20	
Surrogate: 4-BFB (FID)	0.0138			mg/l	0.0100		138	65-140			

TestAmerica Irvine

Joseph Doak
 Project Manager

The results pertain only to the samples tested in the laboratory. This report shall not be reproduced, except in full, without written permission from TestAmerica.

MWH-Pasadena/Boeing
 618 Michillinda Avenue, Suite 200
 Arcadia, CA 91007
 Attention: Bronwyn Kelly

Project ID: Annual Outfall 002

Report Number: IRB0147

Sampled: 02/03/08
 Received: 02/03/08

METHOD BLANK/QC DATA

VOLATILE ORGANICS by GCMS SIM

Analyte	Result	Reporting Limit	MDL	Units	Spike Level	Source Result	%REC	%REC Limits	RPD	RPD Limit	Data Qualifiers
Batch: 8B04013 Extracted: 02/04/08											
Blank Analyzed: 02/04/2008 (8B04013-BLK1)											
1,4-Dioxane	ND	2.0	1.0	ug/l							
Surrogate: Dibromofluoromethane	0.980			ug/l	1.00		98	80-120			
LCS Analyzed: 02/04/2008 (8B04013-BS1)											
1,4-Dioxane	8.78	2.0	1.0	ug/l	10.0		88	70-125			
Surrogate: Dibromofluoromethane	0.970			ug/l	1.00		97	80-120			
Matrix Spike Analyzed: 02/04/2008 (8B04013-MS1) Source: IRA2967-02											
1,4-Dioxane	9.74	2.0	1.0	ug/l	10.0	1.95	78	70-130			
Surrogate: Dibromofluoromethane	1.02			ug/l	1.00		102	80-120			
Matrix Spike Dup Analyzed: 02/04/2008 (8B04013-MSD1) Source: IRA2967-02											
1,4-Dioxane	10.7	2.0	1.0	ug/l	10.0	1.95	88	70-130	9	30	
Surrogate: Dibromofluoromethane	1.01			ug/l	1.00		101	80-120			

TestAmerica Irvine

Joseph Doak
 Project Manager

The results pertain only to the samples tested in the laboratory. This report shall not be reproduced, except in full, without written permission from TestAmerica.

MWH-Pasadena/Boeing
 618 Michillinda Avenue, Suite 200
 Arcadia, CA 91007
 Attention: Bronwyn Kelly

Project ID: Annual Outfall 002

Report Number: IRB0147

Sampled: 02/03/08
 Received: 02/03/08

METHOD BLANK/QC DATA

PURGEABLES BY GC/MS (EPA 624)

Analyte	Result	Reporting Limit	MDL	Units	Spike Level	Source Result	%REC %REC	Limit	RPD RPD	Limit	Data Qualifiers
Batch: 8B04007 Extracted: 02/04/08											
Blank Analyzed: 02/04/2008 (8B04007-BLK1)											
1,1,1-Trichloroethane	ND	0.50	0.30	ug/l							
1,1,1-Trichloroethane	ND	0.50	0.30	ug/l							
1,1,2,2-Tetrachloroethane	ND	0.50	0.24	ug/l							
1,1,2-Trichloroethane	ND	0.50	0.30	ug/l							
1,1-Dichloroethane	ND	0.50	0.27	ug/l							
1,1-Dichloroethene	ND	0.50	0.42	ug/l							
1,2-Dichloroethane	ND	0.50	0.28	ug/l							
Benzene	ND	0.50	0.28	ug/l							
1,2-Dichlorobenzene	ND	0.50	0.32	ug/l							
Carbon tetrachloride	ND	0.50	0.28	ug/l							
1,2-Dichloropropane	ND	0.50	0.35	ug/l							
Chloroform	ND	0.50	0.33	ug/l							
1,3-Dichlorobenzene	ND	0.50	0.35	ug/l							
Ethylbenzene	ND	0.50	0.25	ug/l							
1,4-Dichlorobenzene	ND	0.50	0.37	ug/l							
Tetrachloroethene	ND	0.50	0.32	ug/l							
Toluene	ND	0.50	0.36	ug/l							
Bromodichloromethane	ND	0.50	0.30	ug/l							
Trichloroethene	ND	0.50	0.26	ug/l							
Bromoform	ND	0.50	0.40	ug/l							
Trichlorofluoromethane	ND	0.50	0.34	ug/l							
Bromomethane	ND	1.0	0.42	ug/l							
Trichlorotrifluoroethane (Freon 113)	ND	5.0	0.50	ug/l							
Vinyl chloride	ND	0.50	0.30	ug/l							
Chlorobenzene	ND	0.50	0.36	ug/l							
Xylenes, Total	ND	1.5	0.90	ug/l							
Chloroethane	ND	1.0	0.40	ug/l							
Chloromethane	ND	0.50	0.40	ug/l							
cis-1,3-Dichloropropene	ND	0.50	0.22	ug/l							
Dibromochloromethane	ND	0.50	0.28	ug/l							
Methylene chloride	ND	1.0	0.95	ug/l							
trans-1,2-Dichloroethene	ND	0.50	0.27	ug/l							
trans-1,3-Dichloropropene	ND	0.50	0.32	ug/l							
Trichlorotrifluoroethane (Freon 113)	ND	5.0	0.50	ug/l							
Xylenes, Total	ND	1.5	0.90	ug/l							

TestAmerica Irvine

Joseph Doak
 Project Manager

The results pertain only to the samples tested in the laboratory. This report shall not be reproduced, except in full, without written permission from TestAmerica.

MWH-Pasadena/Boeing
618 Michillinda Avenue, Suite 200
Arcadia, CA 91007
Attention: Bronwyn Kelly

Project ID: Annual Outfall 002

Report Number: IRB0147

Sampled: 02/03/08
Received: 02/03/08

METHOD BLANK/QC DATA

PURGEABLES BY GC/MS (EPA 624)

Analyte	Result	Reporting Limit	MDL	Units	Spike Level	Source Result	%REC %REC	%REC Limits	RPD	RPD Limit	Data Qualifiers
Batch: 8B04007 Extracted: 02/04/08											
Blank Analyzed: 02/04/2008 (8B04007-BLK1)											
Surrogate: Dibromofluoromethane	27.7			ug/l	25.0		111	80-120			
Surrogate: Toluene-d8	25.2			ug/l	25.0		101	80-120			
Surrogate: 4-Bromofluorobenzene	22.9			ug/l	25.0		91	80-120			
LCS Analyzed: 02/04/2008 (8B04007-BS1)											
1,1,1-Trichloroethane	30.6	0.50	0.30	ug/l	25.0		122	65-135			
1,1,1-Trichloroethane	30.6	0.50	0.30	ug/l	25.0		122	65-135			
1,1,2,2-Tetrachloroethane	27.3	0.50	0.24	ug/l	25.0		109	55-130			
1,1,2-Trichloroethane	25.9	0.50	0.30	ug/l	25.0		103	70-125			
1,1-Dichloroethane	29.2	0.50	0.27	ug/l	25.0		117	70-125			
1,1-Dichloroethane	25.5	0.50	0.42	ug/l	25.0		102	70-125			
1,2-Dichloroethane	27.2	0.50	0.28	ug/l	25.0		109	60-140			
Benzene	25.9	0.50	0.28	ug/l	25.0		103	70-120			
1,2-Dichlorobenzene	26.5	0.50	0.32	ug/l	25.0		106	75-120			
Carbon tetrachloride	29.8	0.50	0.28	ug/l	25.0		119	65-140			
1,2-Dichloropropane	26.7	0.50	0.35	ug/l	25.0		107	70-125			
Chloroform	30.2	0.50	0.33	ug/l	25.0		121	70-130			
1,3-Dichlorobenzene	26.4	0.50	0.35	ug/l	25.0		106	75-120			
Ethylbenzene	27.1	0.50	0.25	ug/l	25.0		108	75-125			
1,4-Dichlorobenzene	24.3	0.50	0.37	ug/l	25.0		97	75-120			
Tetrachloroethene	22.8	0.50	0.32	ug/l	25.0		91	70-125			
Toluene	26.1	0.50	0.36	ug/l	25.0		104	70-120			
Bromodichloromethane	29.9	0.50	0.30	ug/l	25.0		120	70-135			
Trichloroethene	24.6	0.50	0.26	ug/l	25.0		99	70-125			
Bromoform	22.2	0.50	0.40	ug/l	25.0		89	55-130			
Trichlorofluoromethane	34.8	0.50	0.34	ug/l	25.0		139	65-145			
Bromomethane	29.3	1.0	0.42	ug/l	25.0		117	65-140			
Vinyl chloride	29.8	0.50	0.30	ug/l	25.0		119	55-135			
Chlorobenzene	24.8	0.50	0.36	ug/l	25.0		99	75-120			
Xylenes, Total	78.7	1.5	0.90	ug/l	75.0		105	70-125			
Chloroethane	30.1	1.0	0.40	ug/l	25.0		120	60-140			
Chloromethane	28.5	0.50	0.40	ug/l	25.0		114	50-140			
cis-1,3-Dichloropropene	24.0	0.50	0.22	ug/l	25.0		96	75-125			
Dibromochloromethane	25.6	0.50	0.28	ug/l	25.0		103	70-140			
Methylene chloride	27.1	1.0	0.95	ug/l	25.0		108	55-130			
trans-1,2-Dichloroethene	29.8	0.50	0.27	ug/l	25.0		119	70-125			

TestAmerica Irvine

Joseph Doak
Project Manager

The results pertain only to the samples tested in the laboratory. This report shall not be reproduced, except in full, without written permission from TestAmerica.

MWH-Pasadena/Boeing
618 Michillinda Avenue, Suite 200
Arcadia, CA 91007
Attention: Bronwyn Kelly

Project ID: Annual Outfall 002

Report Number: IRB0147

Sampled: 02/03/08
Received: 02/03/08

METHOD BLANK/QC DATA

PURGEABLES BY GC/MS (EPA 624)

Analyte	Result	Reporting Limit	MDL	Units	Spike Level	Source Result	%REC %REC	%REC Limits	RPD	RPD Limit	Data Qualifiers
Batch: 8B04007 Extracted: 02/04/08											
LCS Analyzed: 02/04/2008 (8B04007-BS1)											
trans-1,3-Dichloropropene	24.1	0.50	0.32	ug/l	25.0		96	70-125			
Xylenes, Total	78.7	1.5	0.90	ug/l	75.0		105	70-125			
Surrogate: Dibromofluoromethane	27.9			ug/l	25.0		112	80-120			
Surrogate: Toluene-d8	25.5			ug/l	25.0		102	80-120			
Surrogate: 4-Bromofluorobenzene	26.0			ug/l	25.0		104	80-120			
Matrix Spike Analyzed: 02/04/2008 (8B04007-MS1)											
Source: IRB0146-01											
1,1,1-Trichloroethane	29.1	0.50	0.30	ug/l	25.0	ND	117	65-140			
1,1,1-Trichloroethane	29.1	0.50	0.30	ug/l	25.0	ND	117	65-140			
1,1,2,2-Tetrachloroethane	27.0	0.50	0.24	ug/l	25.0	ND	108	55-135			
1,1,2-Trichloroethane	24.6	0.50	0.30	ug/l	25.0	ND	98	65-130			
1,1-Dichloroethane	27.8	0.50	0.27	ug/l	25.0	ND	111	65-130			
1,1-Dichloroethane	24.9	0.50	0.42	ug/l	25.0	ND	100	60-130			
1,2-Dichloroethane	26.1	0.50	0.28	ug/l	25.0	ND	104	60-140			
Benzene	25.1	0.50	0.28	ug/l	25.0	ND	101	65-125			
1,2-Dichlorobenzene	25.7	0.50	0.32	ug/l	25.0	ND	103	75-125			
Carbon tetrachloride	28.4	0.50	0.28	ug/l	25.0	ND	113	65-140			
1,2-Dichloropropane	25.3	0.50	0.35	ug/l	25.0	ND	101	65-130			
Chloroform	28.9	0.50	0.33	ug/l	25.0	ND	116	65-135			
1,3-Dichlorobenzene	25.8	0.50	0.35	ug/l	25.0	ND	103	75-125			
Ethylbenzene	26.4	0.50	0.25	ug/l	25.0	ND	106	65-130			
1,4-Dichlorobenzene	23.6	0.50	0.37	ug/l	25.0	ND	94	75-125			
Tetrachloroethene	22.0	0.50	0.32	ug/l	25.0	ND	88	65-130			
Toluene	25.3	0.50	0.36	ug/l	25.0	ND	101	70-125			
Bromodichloromethane	28.8	0.50	0.30	ug/l	25.0	ND	115	70-135			
Trichloroethene	23.9	0.50	0.26	ug/l	25.0	ND	96	65-125			
Bromoform	21.5	0.50	0.40	ug/l	25.0	ND	86	55-135			
Trichlorofluoromethane	34.2	0.50	0.34	ug/l	25.0	ND	137	60-145			
Bromomethane	28.6	1.0	0.42	ug/l	25.0	ND	114	55-145			
Vinyl chloride	29.4	0.50	0.30	ug/l	25.0	ND	118	45-140			
Chlorobenzene	23.9	0.50	0.36	ug/l	25.0	ND	96	75-125			
Xylenes, Total	76.3	1.5	0.90	ug/l	75.0	ND	102	60-130			
Chloroethane	28.9	1.0	0.40	ug/l	25.0	ND	115	55-140			
Chloromethane	28.8	0.50	0.40	ug/l	25.0	ND	115	45-145			
cis-1,3-Dichloropropene	22.8	0.50	0.22	ug/l	25.0	ND	91	70-130			
Dibromochloromethane	24.4	0.50	0.28	ug/l	25.0	ND	98	65-140			

TestAmerica Irvine

Joseph Doak
Project Manager

MWH-Pasadena/Boeing
618 Michillinda Avenue, Suite 200
Arcadia, CA 91007
Attention: Bronwyn Kelly

Project ID: Annual Outfall 002

Report Number: IRB0147

Sampled: 02/03/08
Received: 02/03/08

METHOD BLANK/QC DATA

PURGEABLES BY GC/MS (EPA 624)

Analyte	Result	Reporting Limit	MDL	Units	Spike Level	Source Result	%REC %REC	%REC Limits	RPD	RPD Limit	Data Qualifiers
Batch: 8B04007 Extracted: 02/04/08											
Matrix Spike Analyzed: 02/04/2008 (8B04007-MS1)						Source: IRB0146-01					
Methylene chloride	26.1	1.0	0.95	ug/l	25.0	ND	104	50-135			
trans-1,2-Dichloroethene	28.4	0.50	0.27	ug/l	25.0	ND	114	65-130			
trans-1,3-Dichloropropene	22.5	0.50	0.32	ug/l	25.0	ND	90	65-135			
Xylenes, Total	76.3	1.5	0.90	ug/l	75.0	ND	102	60-130			
Surrogate: Dibromofluoromethane	27.8			ug/l	25.0		111	80-120			
Surrogate: Toluene-d8	25.7			ug/l	25.0		103	80-120			
Surrogate: 4-Bromofluorobenzene	25.7			ug/l	25.0		103	80-120			
Matrix Spike Dup Analyzed: 02/04/2008 (8B04007-MSD1)						Source: IRB0146-01					
1,1,1-Trichloroethane	28.6	0.50	0.30	ug/l	25.0	ND	114	65-140	2	20	
1,1,1-Trichloroethane	28.6	0.50	0.30	ug/l	25.0	ND	114	65-140	2	20	
1,1,2,2-Tetrachloroethane	29.1	0.50	0.24	ug/l	25.0	ND	116	55-135	7	30	
1,1,2-Trichloroethane	26.1	0.50	0.30	ug/l	25.0	ND	104	65-130	6	25	
1,1-Dichloroethane	28.1	0.50	0.27	ug/l	25.0	ND	112	65-130	1	20	
1,1-Dichloroethane	25.1	0.50	0.42	ug/l	25.0	ND	100	60-130	1	20	
1,2-Dichloroethane	26.8	0.50	0.28	ug/l	25.0	ND	107	60-140	2	20	
Benzene	25.4	0.50	0.28	ug/l	25.0	ND	102	65-125	1	20	
1,2-Dichlorobenzene	25.8	0.50	0.32	ug/l	25.0	ND	103	75-125	1	20	
Carbon tetrachloride	27.6	0.50	0.28	ug/l	25.0	ND	110	65-140	3	25	
1,2-Dichloropropane	25.8	0.50	0.35	ug/l	25.0	ND	103	65-130	2	20	
Chloroform	28.8	0.50	0.33	ug/l	25.0	ND	115	65-135	0	20	
1,3-Dichlorobenzene	25.4	0.50	0.35	ug/l	25.0	ND	101	75-125	2	20	
Ethylbenzene	26.2	0.50	0.25	ug/l	25.0	ND	105	65-130	1	20	
1,4-Dichlorobenzene	23.4	0.50	0.37	ug/l	25.0	ND	94	75-125	1	20	
Tetrachloroethene	21.9	0.50	0.32	ug/l	25.0	ND	88	65-130	1	20	
Toluene	25.2	0.50	0.36	ug/l	25.0	ND	101	70-125	0	20	
Bromodichloromethane	29.0	0.50	0.30	ug/l	25.0	ND	116	70-135	1	20	
Trichloroethene	24.1	0.50	0.26	ug/l	25.0	ND	96	65-125	1	20	
Bromoform	22.6	0.50	0.40	ug/l	25.0	ND	91	55-135	5	25	
Trichlorofluoromethane	33.1	0.50	0.34	ug/l	25.0	ND	132	60-145	3	25	
Bromomethane	29.3	1.0	0.42	ug/l	25.0	ND	117	55-145	2	25	
Vinyl chloride	30.5	0.50	0.30	ug/l	25.0	ND	122	45-140	3	30	
Chlorobenzene	23.7	0.50	0.36	ug/l	25.0	ND	95	75-125	1	20	
Xylenes, Total	74.9	1.5	0.90	ug/l	75.0	ND	100	60-130	2	20	
Chloroethane	30.2	1.0	0.40	ug/l	25.0	ND	121	55-140	4	25	
Chloromethane	30.9	0.50	0.40	ug/l	25.0	ND	124	45-145	7	25	

TestAmerica Irvine

Joseph Doak
Project Manager

The results pertain only to the samples tested in the laboratory. This report shall not be reproduced, except in full, without written permission from TestAmerica.

MWH-Pasadena/Boeing
 618 Michillinda Avenue, Suite 200
 Arcadia, CA 91007
 Attention: Bronwyn Kelly

Project ID: Annual Outfall 002

Report Number: IRB0147

Sampled: 02/03/08
 Received: 02/03/08

METHOD BLANK/QC DATA

PURGEABLES BY GC/MS (EPA 624)

Analyte	Result	Reporting Limit	MDL	Units	Spike Level	Source Result	%REC	%REC Limits	RPD	RPD Limit	Data Qualifiers
Batch: 8B04007 Extracted: 02/04/08											
Matrix Spike Dup Analyzed: 02/04/2008 (8B04007-MSD1)						Source: IRB0146-01					
cis-1,3-Dichloropropene	23.2	0.50	0.22	ug/l	25.0	ND	93	70-130	2	20	
Dibromochloromethane	24.9	0.50	0.28	ug/l	25.0	ND	100	65-140	2	25	
Methylene chloride	27.0	1.0	0.95	ug/l	25.0	ND	108	50-135	3	20	
trans-1,2-Dichloroethene	28.5	0.50	0.27	ug/l	25.0	ND	114	65-130	1	20	
trans-1,3-Dichloropropene	23.4	0.50	0.32	ug/l	25.0	ND	94	65-135	4	25	
Xylenes, Total	74.9	1.5	0.90	ug/l	75.0	ND	100	60-130	2	20	
Surrogate: Dibromofluoromethane	27.6			ug/l	25.0		110	80-120			
Surrogate: Toluene-d8	25.7			ug/l	25.0		103	80-120			
Surrogate: 4-Bromofluorobenzene	25.5			ug/l	25.0		102	80-120			

TestAmerica Irvine

Joseph Doak
 Project Manager

The results pertain only to the samples tested in the laboratory. This report shall not be reproduced, except in full, without written permission from TestAmerica.

MWH-Pasadena/Boeing
 618 Michillinda Avenue, Suite 200
 Arcadia, CA 91007
 Attention: Bronwyn Kelly

Project ID: Annual Outfall 002

Report Number: IRB0147

Sampled: 02/03/08
 Received: 02/03/08

METHOD BLANK/QC DATA

PURGEABLES-- GC/MS (EPA 624)

Analyte	Result	Reporting Limit	MDL	Units	Spike Level	Source Result	%REC %REC	%REC Limits	RPD	RPD Limit	Data Qualifiers
Batch: 8B04007 Extracted: 02/04/08											
Blank Analyzed: 02/04/2008 (8B04007-BLK1)											
Acrolein	ND	5.0	4.0	ug/l							
Acrylonitrile	ND	2.0	0.70	ug/l							
2-Chloroethyl vinyl ether	ND	5.0	1.8	ug/l							
Surrogate: Dibromofluoromethane	27.7			ug/l	25.0		111	80-120			
Surrogate: Toluene-d8	25.2			ug/l	25.0		101	80-120			
Surrogate: 4-Bromofluorobenzene	22.9			ug/l	25.0		91	80-120			
LCS Analyzed: 02/04/2008 (8B04007-BS1)											
2-Chloroethyl vinyl ether	29.5	5.0	1.8	ug/l	25.0		118	25-170			
Surrogate: Dibromofluoromethane	27.9			ug/l	25.0		112	80-120			
Surrogate: Toluene-d8	25.5			ug/l	25.0		102	80-120			
Surrogate: 4-Bromofluorobenzene	26.0			ug/l	25.0		104	80-120			
Matrix Spike Analyzed: 02/04/2008 (8B04007-MS1) Source: IRB0146-01											
2-Chloroethyl vinyl ether	27.8	5.0	1.8	ug/l	25.0	ND	111	25-170			
Surrogate: Dibromofluoromethane	27.8			ug/l	25.0		111	80-120			
Surrogate: Toluene-d8	25.7			ug/l	25.0		103	80-120			
Surrogate: 4-Bromofluorobenzene	25.7			ug/l	25.0		103	80-120			
Matrix Spike Dup Analyzed: 02/04/2008 (8B04007-MSD1) Source: IRB0146-01											
2-Chloroethyl vinyl ether	31.1	5.0	1.8	ug/l	25.0	ND	124	25-170	11	25	
Surrogate: Dibromofluoromethane	27.6			ug/l	25.0		110	80-120			
Surrogate: Toluene-d8	25.7			ug/l	25.0		103	80-120			
Surrogate: 4-Bromofluorobenzene	25.5			ug/l	25.0		102	80-120			

TestAmerica Irvine

Joseph Doak
 Project Manager

The results pertain only to the samples tested in the laboratory. This report shall not be reproduced, except in full, without written permission from TestAmerica.

MWH-Pasadena/Boeing
618 Michillinda Avenue, Suite 200
Arcadia, CA 91007
Attention: Bronwyn Kelly

Project ID: Annual Outfall 002

Report Number: IRB0147

Sampled: 02/03/08
Received: 02/03/08

METHOD BLANK/QC DATA

PURGEABLES BY GC/MS, TENTATIVELY IDENTIFIED COMPOUNDS

Analyte	Result	Reporting Limit	MDL	Units	Spike Level	Source Result	%REC Limits	RPD	RPD Limit	Data Qualifiers
Batch: 8B04007 Extracted: 02/04/08										
Blank Analyzed: 02/04/2008 (8B04007-BLK1)										
1,2-Dichloro-1,1,2-trifluoroethane	ND	2.5	N/A	ug/l						
Cyclohexane	ND	2.5	N/A	ug/l						

TestAmerica Irvine

Joseph Doak
Project Manager

The results pertain only to the samples tested in the laboratory. This report shall not be reproduced, except in full, without written permission from TestAmerica.

IRB0147 <Page 33 of 63>
NPDES - 499

MWH-Pasadena/Boeing
 618 Michillinda Avenue, Suite 200
 Arcadia, CA 91007
 Attention: Bronwyn Kelly

Project ID: Annual Outfall 002

Report Number: IRB0147

Sampled: 02/03/08
 Received: 02/03/08

METHOD BLANK/QC DATA

ACID & BASE/NEUTRALS BY GC/MS (EPA 625)

Analyte	Result	Reporting Limit	MDL	Units	Spike Level	Source Result	%REC %REC	%REC Limits	RPD RPD	RPD Limit	Data Qualifiers
Batch: 8B03026 Extracted: 02/03/08											
Blank Analyzed: 02/07/2008 (8B03026-BLK1)											
1,2,4-Trichlorobenzene	ND	1.0	0.10	ug/l							
1,2-Dichlorobenzene	ND	0.50	0.10	ug/l							
1,2-Diphenylhydrazine/Azobenzene	ND	1.0	0.10	ug/l							
1,3-Dichlorobenzene	ND	0.50	0.10	ug/l							
1,4-Dichlorobenzene	ND	0.50	0.20	ug/l							
Acenaphthene	ND	0.50	0.10	ug/l							
2-Methylnaphthalene	ND	1.0	0.10	ug/l							
2-Methylphenol	ND	2.0	0.10	ug/l							
2-Nitroaniline	ND	5.0	0.10	ug/l							
3-Nitroaniline	ND	5.0	0.20	ug/l							
Acenaphthylene	ND	0.50	0.10	ug/l							
4-Nitroaniline	ND	5.0	0.50	ug/l							
Anthracene	ND	0.50	0.10	ug/l							
Aniline	ND	10	0.30	ug/l							
Benzidine	ND	5.0	1.0	ug/l							
Benzoic acid	ND	20	3.0	ug/l							
Benzyl alcohol	ND	5.0	0.10	ug/l							
Benzo(a)anthracene	ND	5.0	0.10	ug/l							
Hexachlorobutadiene	ND	2.0	0.20	ug/l							
Benzo(a)pyrene	ND	2.0	0.10	ug/l							
Naphthalene	ND	1.0	0.10	ug/l							
Benzo(b)fluoranthene	ND	2.0	0.10	ug/l							
Benzo(g,h,i)perylene	ND	5.0	0.10	ug/l							
Benzo(k)fluoranthene	ND	0.50	0.10	ug/l							
Bis(2-chloroethoxy)methane	ND	0.50	0.10	ug/l							
Bis(2-chloroethyl)ether	ND	0.50	0.10	ug/l							
Bis(2-chloroisopropyl)ether	ND	0.50	0.10	ug/l							
Bis(2-ethylhexyl)phthalate	2.82	5.0	1.7	ug/l							J
4-Bromophenyl phenyl ether	ND	1.0	0.10	ug/l							
Butyl benzyl phthalate	2.46	5.0	0.70	ug/l							J
4-Chloroaniline	ND	2.0	0.10	ug/l							
2-Chloronaphthalene	ND	0.50	0.10	ug/l							
4-Chloro-3-methylphenol	ND	2.0	0.20	ug/l							
4-Chlorophenyl phenyl ether	ND	0.50	0.10	ug/l							
2-Chlorophenol	ND	1.0	0.20	ug/l							

TestAmerica Irvine

Joseph Doak
 Project Manager

The results pertain only to the samples tested in the laboratory. This report shall not be reproduced, except in full, without written permission from TestAmerica.

MWH-Pasadena/Boeing
618 Michillinda Avenue, Suite 200
Arcadia, CA 91007
Attention: Bronwyn Kelly

Project ID: Annual Outfall 002

Report Number: IRB0147

Sampled: 02/03/08
Received: 02/03/08

METHOD BLANK/QC DATA

ACID & BASE/NEUTRALS BY GC/MS (EPA 625)

Analyte	Result	Reporting Limit	MDL	Units	Spike Level	Source Result	%REC %REC	%REC Limits	RPD RPD	RPD Limit	Data Qualifiers
Batch: 8B03026 Extracted: 02/03/08											
Blank Analyzed: 02/07/2008 (8B03026-BLK1)											
Chrysene	ND	0.50	0.10	ug/l							
Dibenz(a,h)anthracene	ND	0.50	0.10	ug/l							
Dibenzofuran	ND	0.50	0.10	ug/l							
Di-n-butyl phthalate	ND	2.0	0.20	ug/l							
3,3-Dichlorobenzidine	ND	5.0	0.40	ug/l							
2,4-Dichlorophenol	ND	2.0	0.20	ug/l							
Diethyl phthalate	0.160	1.0	0.10	ug/l							J
2,4-Dimethylphenol	ND	2.0	0.30	ug/l							
Dimethyl phthalate	ND	0.50	0.10	ug/l							
4,6-Dinitro-2-methylphenol	ND	5.0	0.20	ug/l							
2,4-Dinitrophenol	ND	5.0	0.90	ug/l							
2,4-Dinitrotoluene	ND	5.0	0.20	ug/l							
2,6-Dinitrotoluene	ND	5.0	0.10	ug/l							
Di-n-octyl phthalate	ND	5.0	0.10	ug/l							
Fluoranthene	ND	0.50	0.10	ug/l							
Fluorene	ND	0.50	0.10	ug/l							
Hexachlorobenzene	ND	1.0	0.10	ug/l							
Hexachlorocyclopentadiene	ND	5.0	0.10	ug/l							
Hexachloroethane	ND	3.0	0.20	ug/l							
Indeno(1,2,3-cd)pyrene	ND	2.0	0.10	ug/l							
Isophorone	ND	1.0	0.10	ug/l							
4-Methylphenol	ND	5.0	0.20	ug/l							
Nitrobenzene	ND	1.0	0.10	ug/l							
2-Nitrophenol	ND	2.0	0.10	ug/l							
4-Nitrophenol	ND	5.0	2.5	ug/l							
N-Nitrosodimethylamine	ND	2.0	0.10	ug/l							
N-Nitroso-di-n-propylamine	ND	2.0	0.10	ug/l							
N-Nitrosodiphenylamine	ND	1.0	0.10	ug/l							
Pentachlorophenol	ND	2.0	0.10	ug/l							
Phenanthrene	ND	0.50	0.10	ug/l							
Phenol	ND	1.0	0.30	ug/l							
Pyrene	ND	0.50	0.10	ug/l							
2,4,5-Trichlorophenol	ND	2.0	0.20	ug/l							
2,4,6-Trichlorophenol	ND	1.0	0.10	ug/l							
Surrogate: 2-Fluorophenol	13.5			ug/l	20.0		68		30-120		

TestAmerica Irvine

Joseph Doak
Project Manager

The results pertain only to the samples tested in the laboratory. This report shall not be reproduced, except in full, without written permission from TestAmerica.

MWH-Pasadena/Boeing
618 Michillinda Avenue, Suite 200
Arcadia, CA 91007
Attention: Bronwyn Kelly

Project ID: Annual Outfall 002

Report Number: IRB0147

Sampled: 02/03/08
Received: 02/03/08

METHOD BLANK/QC DATA

ACID & BASE/NEUTRALS BY GC/MS (EPA 625)

Analyte	Result	Reporting Limit	MDL	Units	Spike Level	Source Result	%REC %REC	%REC Limits	RPD	RPD Limit	Data Qualifiers
Batch: 8B03026 Extracted: 02/03/08											
Blank Analyzed: 02/07/2008 (8B03026-BLK1)											
Surrogate: Phenol-d6	16.1			ug/l	20.0		81	35-120			
Surrogate: 2,4,6-Tribromophenol	19.0			ug/l	20.0		95	40-120			
Surrogate: Nitrobenzene-d5	8.34			ug/l	10.0		83	45-120			
Surrogate: 2-Fluorobiphenyl	8.58			ug/l	10.0		86	50-120			
Surrogate: Terphenyl-d14	9.30			ug/l	10.0		93	50-125			
LCS Analyzed: 02/07/2008 (8B03026-BS1)											
1,2,4-Trichlorobenzene	6.60	1.0	0.10	ug/l	10.0		66	45-120			
1,2-Dichlorobenzene	6.52	0.50	0.10	ug/l	10.0		65	40-120			
1,2-Diphenylhydrazine/Azobenzene	9.26	1.0	0.10	ug/l	10.0		93	60-120			
1,3-Dichlorobenzene	6.12	0.50	0.10	ug/l	10.0		61	35-120			
1,4-Dichlorobenzene	6.12	0.50	0.20	ug/l	10.0		61	35-120			
Acenaphthene	8.10	0.50	0.10	ug/l	10.0		81	60-120			
2-Methylnaphthalene	8.14	1.0	0.10	ug/l	10.0		81	55-120			
2-Methylphenol	7.32	2.0	0.10	ug/l	10.0		73	50-120			
2-Nitroaniline	9.76	5.0	0.10	ug/l	10.0		98	65-120			
3-Nitroaniline	9.06	5.0	0.20	ug/l	10.0		91	60-120			
Acenaphthylene	8.94	0.50	0.10	ug/l	10.0		89	60-120			
4-Nitroaniline	8.48	5.0	0.50	ug/l	10.0		85	55-125			
Anthracene	8.80	0.50	0.10	ug/l	10.0		88	65-120			
Aniline	7.70	10	0.30	ug/l	10.0		77	35-120			J
Benzidine	1.24	5.0	1.0	ug/l	10.0		12	30-160			L6, J
Benzoic acid	5.78	20	3.0	ug/l	10.0		58	25-120			J
Benzyl alcohol	7.04	5.0	0.10	ug/l	10.0		70	50-120			
Benzo(a)anthracene	9.50	5.0	0.10	ug/l	10.0		95	65-120			
Hexachlorobutadiene	5.90	2.0	0.20	ug/l	10.0		59	40-120			
Benzo(a)pyrene	10.2	2.0	0.10	ug/l	10.0		102	55-130			
Naphthalene	7.60	1.0	0.10	ug/l	10.0		76	55-120			
Benzo(b)fluoranthene	8.46	2.0	0.10	ug/l	10.0		85	55-125			
Benzo(g,h,i)perylene	9.22	5.0	0.10	ug/l	10.0		92	45-135			
Benzo(k)fluoranthene	9.28	0.50	0.10	ug/l	10.0		93	50-125			
Bis(2-chloroethoxy)methane	8.96	0.50	0.10	ug/l	10.0		90	55-120			
Bis(2-chloroethyl)ether	7.68	0.50	0.10	ug/l	10.0		77	50-120			
Bis(2-chloroisopropyl)ether	7.68	0.50	0.10	ug/l	10.0		77	45-120			
Bis(2-ethylhexyl)phthalate	13.1	5.0	1.7	ug/l	10.0		131	65-130			L, LI
4-Bromophenyl phenyl ether	8.16	1.0	0.10	ug/l	10.0		82	60-120			

TestAmerica Irvine

Joseph Doak
Project Manager

The results pertain only to the samples tested in the laboratory. This report shall not be reproduced, except in full, without written permission from TestAmerica.

MWH-Pasadena/Boeing
618 Michillinda Avenue, Suite 200
Arcadia, CA 91007
Attention: Bronwyn Kelly

Project ID: Annual Outfall 002

Report Number: IRB0147

Sampled: 02/03/08
Received: 02/03/08

METHOD BLANK/QC DATA

ACID & BASE/NEUTRALS BY GC/MS (EPA 625)

Analyte	Result	Reporting Limit	MDL	Units	Spike Level	Source Result	%REC %REC	%REC Limits	RPD	RPD Limit	Data Qualifiers
Batch: 8B03026 Extracted: 02/03/08											
LCS Analyzed: 02/07/2008 (8B03026-BS1)											MNR1
Butyl benzyl phthalate	11.3	5.0	0.70	ug/l	10.0		113	55-130			
4-Chloroaniline	7.86	2.0	0.10	ug/l	10.0		79	55-120			
2-Chloronaphthalene	7.56	0.50	0.10	ug/l	10.0		76	60-120			
4-Chloro-3-methylphenol	8.74	2.0	0.20	ug/l	10.0		87	60-120			
4-Chlorophenyl phenyl ether	9.08	0.50	0.10	ug/l	10.0		91	65-120			
2-Chlorophenol	7.38	1.0	0.20	ug/l	10.0		74	45-120			
Chrysene	9.16	0.50	0.10	ug/l	10.0		92	65-120			
Dibenz(a,h)anthracene	9.80	0.50	0.10	ug/l	10.0		98	50-135			
Dibenzofuran	8.94	0.50	0.10	ug/l	10.0		89	65-120			
Di-n-butyl phthalate	10.1	2.0	0.20	ug/l	10.0		101	60-125			
3,3-Dichlorobenzidine	6.80	5.0	0.40	ug/l	10.0		68	45-135			
2,4-Dichlorophenol	8.20	2.0	0.20	ug/l	10.0		82	55-120			
Diethyl phthalate	10.3	1.0	0.10	ug/l	10.0		103	55-120			
2,4-Dimethylphenol	8.70	2.0	0.30	ug/l	10.0		87	40-120			
Dimethyl phthalate	9.40	0.50	0.10	ug/l	10.0		94	30-120			
4,6-Dinitro-2-methylphenol	8.86	5.0	0.20	ug/l	10.0		89	45-120			
2,4-Dinitrophenol	8.84	5.0	0.90	ug/l	10.0		88	40-120			
2,4-Dinitrotoluene	9.46	5.0	0.20	ug/l	10.0		95	65-120			
2,6-Dinitrotoluene	9.30	5.0	0.10	ug/l	10.0		93	65-120			
Di-n-octyl phthalate	11.5	5.0	0.10	ug/l	10.0		115	65-135			
Fluoranthene	9.74	0.50	0.10	ug/l	10.0		97	60-120			
Fluorene	9.30	0.50	0.10	ug/l	10.0		93	65-120			
Hexachlorobenzene	8.18	1.0	0.10	ug/l	10.0		82	60-120			
Hexachlorocyclopentadiene	7.94	5.0	0.10	ug/l	10.0		79	25-120			
Hexachloroethane	5.94	3.0	0.20	ug/l	10.0		59	35-120			
Indeno(1,2,3-cd)pyrene	9.44	2.0	0.10	ug/l	10.0		94	45-135			
Isophorone	8.12	1.0	0.10	ug/l	10.0		81	50-120			
4-Methylphenol	7.70	5.0	0.20	ug/l	10.0		77	50-120			
Nitrobenzene	8.02	1.0	0.10	ug/l	10.0		80	55-120			
2-Nitrophenol	8.18	2.0	0.10	ug/l	10.0		82	50-120			
4-Nitrophenol	10.4	5.0	2.5	ug/l	10.0		104	45-120			
N-Nitrosodimethylamine	7.88	2.0	0.10	ug/l	10.0		79	45-120			
N-Nitroso-di-n-propylamine	8.88	2.0	0.10	ug/l	10.0		89	45-120			
N-Nitrosodiphenylamine	9.54	1.0	0.10	ug/l	10.0		95	60-120			
Pentachlorophenol	7.84	2.0	0.10	ug/l	10.0		78	50-120			

TestAmerica Irvine

Joseph Doak
Project Manager

The results pertain only to the samples tested in the laboratory. This report shall not be reproduced, except in full, without written permission from TestAmerica.

MWH-Pasadena/Boeing
618 Michillinda Avenue, Suite 200
Arcadia, CA 91007
Attention: Bronwyn Kelly

Project ID: Annual Outfall 002

Report Number: IRB0147

Sampled: 02/03/08
Received: 02/03/08

METHOD BLANK/QC DATA

ACID & BASE/NEUTRALS BY GC/MS (EPA 625)

Analyte	Result	Reporting Limit	MDL	Units	Spike Level	Source Result	%REC %REC	%REC Limits	RPD	RPD Limit	Data Qualifiers
Batch: 8B03026 Extracted: 02/03/08											
LCS Analyzed: 02/07/2008 (8B03026-BS1)											MNR1
Phenanthrene	8.30	0.50	0.10	ug/l	10.0		83	65-120			
Phenol	7.66	1.0	0.30	ug/l	10.0		77	40-120			
Pyrene	9.14	0.50	0.10	ug/l	10.0		91	55-125			
2,4,5-Trichlorophenol	8.94	2.0	0.20	ug/l	10.0		89	55-120			
2,4,6-Trichlorophenol	7.78	1.0	0.10	ug/l	10.0		78	55-120			
Surrogate: 2-Fluorophenol	13.7			ug/l	20.0		68	30-120			
Surrogate: Phenol-d6	16.1			ug/l	20.0		80	35-120			
Surrogate: 2,4,6-Tribromophenol	19.7			ug/l	20.0		98	40-120			
Surrogate: Nitrobenzene-d5	8.40			ug/l	10.0		84	45-120			
Surrogate: 2-Fluorobiphenyl	7.54			ug/l	10.0		75	50-120			
Surrogate: Terphenyl-d14	9.00			ug/l	10.0		90	50-125			
LCS Dup Analyzed: 02/07/2008 (8B03026-BSD1)											
1,2,4-Trichlorobenzene	5.76	1.0	0.10	ug/l	10.0		58	45-120	14	20	
1,2-Dichlorobenzene	5.88	0.50	0.10	ug/l	10.0		59	40-120	10	25	
1,2-Diphenylhydrazine/Azobenzene	9.04	1.0	0.10	ug/l	10.0		90	60-120	2	25	
1,3-Dichlorobenzene	5.62	0.50	0.10	ug/l	10.0		56	35-120	9	25	
1,4-Dichlorobenzene	5.88	0.50	0.20	ug/l	10.0		59	35-120	4	25	
Acenaphthene	7.80	0.50	0.10	ug/l	10.0		78	60-120	4	20	
2-Methylnaphthalene	7.62	1.0	0.10	ug/l	10.0		76	55-120	7	20	
2-Methylphenol	6.82	2.0	0.10	ug/l	10.0		68	50-120	7	20	
2-Nitroaniline	8.52	5.0	0.10	ug/l	10.0		85	65-120	14	20	
3-Nitroaniline	8.18	5.0	0.20	ug/l	10.0		82	60-120	10	25	
Acenaphthylene	8.54	0.50	0.10	ug/l	10.0		85	60-120	5	20	
4-Nitroaniline	7.62	5.0	0.50	ug/l	10.0		76	55-125	11	20	
Anthracene	8.14	0.50	0.10	ug/l	10.0		81	65-120	8	20	
Aniline	8.70	10	0.30	ug/l	10.0		87	35-120	12	30	J
Benzidine	5.62	5.0	1.0	ug/l	10.0		56	30-160	128	35	R-2
Benzoic acid	6.46	20	3.0	ug/l	10.0		65	25-120	11	30	J
Benzyl alcohol	6.80	5.0	0.10	ug/l	10.0		68	50-120	3	20	
Benzo(a)anthracene	9.12	5.0	0.10	ug/l	10.0		91	65-120	4	20	
Hexachlorobutadiene	5.26	2.0	0.20	ug/l	10.0		53	40-120	11	25	
Benzo(a)pyrene	9.76	2.0	0.10	ug/l	10.0		98	55-130	5	25	
Naphthalene	6.50	1.0	0.10	ug/l	10.0		65	55-120	16	20	
Benzo(b)fluoranthene	8.28	2.0	0.10	ug/l	10.0		83	55-125	2	25	
Benzo(g,h,i)perylene	9.22	5.0	0.10	ug/l	10.0		92	45-135	0	25	

TestAmerica Irvine

Joseph Doak
Project Manager

The results pertain only to the samples tested in the laboratory. This report shall not be reproduced, except in full, without written permission from TestAmerica.

MWH-Pasadena/Boeing
618 Michillinda Avenue, Suite 200
Arcadia, CA 91007
Attention: Bronwyn Kelly

Project ID: Annual Outfall 002

Report Number: IRB0147

Sampled: 02/03/08
Received: 02/03/08

METHOD BLANK/QC DATA

ACID & BASE/NEUTRALS BY GC/MS (EPA 625)

Analyte	Result	Reporting Limit	MDL	Units	Spike Level	Source Result	%REC %REC	%REC Limits	RPD	RPD Limit	Data Qualifiers
Batch: 8B03026 Extracted: 02/03/08											
LCS Dup Analyzed: 02/07/2008 (8B03026-BSD1)											
Benzo(k)fluoranthene	9.02	0.50	0.10	ug/l	10.0		90	50-125	3	20	
Bis(2-chloroethoxy)methane	8.06	0.50	0.10	ug/l	10.0		81	55-120	11	20	
Bis(2-chloroethyl)ether	7.24	0.50	0.10	ug/l	10.0		72	50-120	6	20	
Bis(2-chloroisopropyl)ether	6.94	0.50	0.10	ug/l	10.0		69	45-120	10	20	
Bis(2-ethylhexyl)phthalate	11.8	5.0	1.7	ug/l	10.0		118	65-130	11	20	
4-Bromophenyl phenyl ether	7.84	1.0	0.10	ug/l	10.0		78	60-120	4	25	
Butyl benzyl phthalate	10.8	5.0	0.70	ug/l	10.0		108	55-130	4	20	
4-Chloroaniline	8.14	2.0	0.10	ug/l	10.0		81	55-120	4	25	
2-Chloronaphthalene	7.48	0.50	0.10	ug/l	10.0		75	60-120	1	20	
4-Chloro-3-methylphenol	7.72	2.0	0.20	ug/l	10.0		77	60-120	12	25	
4-Chlorophenyl phenyl ether	8.74	0.50	0.10	ug/l	10.0		87	65-120	4	20	
2-Chlorophenol	6.78	1.0	0.20	ug/l	10.0		68	45-120	8	25	
Chrysene	9.00	0.50	0.10	ug/l	10.0		90	65-120	2	20	
Dibenz(a,h)anthracene	8.86	0.50	0.10	ug/l	10.0		89	50-135	10	25	
Dibenzofuran	8.36	0.50	0.10	ug/l	10.0		84	65-120	7	20	
Di-n-butyl phthalate	9.60	2.0	0.20	ug/l	10.0		96	60-125	5	20	
3,3-Dichlorobenzidine	6.76	5.0	0.40	ug/l	10.0		68	45-135	1	25	
2,4-Dichlorophenol	7.60	2.0	0.20	ug/l	10.0		76	55-120	8	20	
Diethyl phthalate	9.86	1.0	0.10	ug/l	10.0		99	55-120	4	30	
2,4-Dimethylphenol	7.96	2.0	0.30	ug/l	10.0		80	40-120	9	25	
Dimethyl phthalate	9.12	0.50	0.10	ug/l	10.0		91	30-120	3	30	
4,6-Dinitro-2-methylphenol	8.38	5.0	0.20	ug/l	10.0		84	45-120	6	25	
2,4-Dinitrophenol	8.46	5.0	0.90	ug/l	10.0		85	40-120	4	25	
2,4-Dinitrotoluene	9.38	5.0	0.20	ug/l	10.0		94	65-120	1	20	
2,6-Dinitrotoluene	8.52	5.0	0.10	ug/l	10.0		85	65-120	9	20	
Di-n-octyl phthalate	11.1	5.0	0.10	ug/l	10.0		111	65-135	4	20	
Fluoranthene	9.06	0.50	0.10	ug/l	10.0		91	60-120	7	20	
Fluorene	8.82	0.50	0.10	ug/l	10.0		88	65-120	5	20	
Hexachlorobenzene	8.02	1.0	0.10	ug/l	10.0		80	60-120	2	20	
Hexachlorocyclopentadiene	7.62	5.0	0.10	ug/l	10.0		76	25-120	4	30	
Hexachloroethane	5.68	3.0	0.20	ug/l	10.0		57	35-120	4	25	
Indeno(1,2,3-cd)pyrene	8.92	2.0	0.10	ug/l	10.0		89	45-135	6	25	
Isophorone	7.86	1.0	0.10	ug/l	10.0		79	50-120	3	20	
4-Methylphenol	6.60	5.0	0.20	ug/l	10.0		66	50-120	15	20	
Nitrobenzene	7.46	1.0	0.10	ug/l	10.0		75	55-120	7	25	

TestAmerica Irvine

Joseph Doak
Project Manager

The results pertain only to the samples tested in the laboratory. This report shall not be reproduced, except in full, without written permission from TestAmerica.

MWH-Pasadena/Boeing
 618 Michillinda Avenue, Suite 200
 Arcadia, CA 91007
 Attention: Bronwyn Kelly

Project ID: Annual Outfall 002

Report Number: IRB0147

Sampled: 02/03/08
 Received: 02/03/08

METHOD BLANK/QC DATA

ACID & BASE/NEUTRALS BY GC/MS (EPA 625)

Analyte	Result	Reporting Limit	MDL	Units	Spike Level	Source Result	%REC %REC	%REC Limits	RPD	RPD Limit	Data Qualifiers
Batch: 8B03026 Extracted: 02/03/08											
LCS Dup Analyzed: 02/07/2008 (8B03026-BSD1)											
2-Nitrophenol	7.92	2.0	0.10	ug/l	10.0		79	50-120	3	25	
4-Nitrophenol	9.52	5.0	2.5	ug/l	10.0		95	45-120	9	30	
N-Nitrosodimethylamine	6.94	2.0	0.10	ug/l	10.0		69	45-120	13	20	
N-Nitroso-di-n-propylamine	7.98	2.0	0.10	ug/l	10.0		80	45-120	11	20	
N-Nitrosodiphenylamine	8.86	1.0	0.10	ug/l	10.0		89	60-120	7	20	
Pentachlorophenol	7.60	2.0	0.10	ug/l	10.0		76	50-120	3	25	
Phenanthrene	8.12	0.50	0.10	ug/l	10.0		81	65-120	2	20	
Phenol	7.50	1.0	0.30	ug/l	10.0		75	40-120	2	25	
Pyrene	8.84	0.50	0.10	ug/l	10.0		88	55-125	3	25	
2,4,5-Trichlorophenol	8.16	2.0	0.20	ug/l	10.0		82	55-120	9	30	
2,4,6-Trichlorophenol	7.36	1.0	0.10	ug/l	10.0		74	55-120	6	30	
Surrogate: 2-Fluorophenol	12.1			ug/l	20.0		61	30-120			
Surrogate: Phenol-d6	14.8			ug/l	20.0		74	35-120			
Surrogate: 2,4,6-Tribromophenol	19.0			ug/l	20.0		95	40-120			
Surrogate: Nitrobenzene-d5	7.62			ug/l	10.0		76	45-120			
Surrogate: 2-Fluorobiphenyl	7.12			ug/l	10.0		71	50-120			
Surrogate: Terphenyl-d14	8.94			ug/l	10.0		89	50-125			

TestAmerica Irvine

Joseph Doak
 Project Manager

The results pertain only to the samples tested in the laboratory. This report shall not be reproduced, except in full, without written permission from TestAmerica.

MWH-Pasadena/Boeing
618 Michillinda Avenue, Suite 200
Arcadia, CA 91007
Attention: Bronwyn Kelly

Project ID: Annual Outfall 002

Report Number: IRB0147

Sampled: 02/03/08
Received: 02/03/08

METHOD BLANK/QC DATA

ORGANOCHLORINE PESTICIDES (EPA 608)

Analyte	Result	Reporting Limit	MDL	Units	Spike Level	Source Result	%REC %REC	%REC Limits	RPD	RPD Limit	Data Qualifiers
Batch: 8B04071 Extracted: 02/04/08											
Blank Analyzed: 02/06/2008 (8B04071-BLK1)											
Aldrin	ND	0.0050	0.0015	ug/l							
alpha-BHC	ND	0.0050	0.0025	ug/l							
beta-BHC	ND	0.010	0.0040	ug/l							
delta-BHC	ND	0.0050	0.0035	ug/l							
gamma-BHC (Lindane)	ND	0.010	0.0030	ug/l							
Chlordane	ND	0.10	0.030	ug/l							
4,4'-DDD	ND	0.0050	0.0020	ug/l							
4,4'-DDE	ND	0.0050	0.0030	ug/l							
4,4'-DDT	ND	0.010	0.0040	ug/l							
Dieldrin	ND	0.0050	0.0020	ug/l							
Endosulfan I	ND	0.0050	0.0020	ug/l							
Endosulfan II	ND	0.0050	0.0030	ug/l							
Endosulfan sulfate	ND	0.010	0.0030	ug/l							
Endrin	ND	0.0050	0.0020	ug/l							
Endrin aldehyde	ND	0.010	0.0020	ug/l							
Endrin ketone	ND	0.010	0.0030	ug/l							
Heptachlor	ND	0.010	0.0030	ug/l							
Heptachlor epoxide	ND	0.0050	0.0025	ug/l							
Methoxychlor	ND	0.0050	0.0035	ug/l							
Toxaphene	ND	0.10	0.070	ug/l							
Surrogate: Decachlorobiphenyl	0.473			ug/l	0.500		95	45-120			
Surrogate: Tetrachloro-m-xylene	0.447			ug/l	0.500		89	35-115			

LCS Analyzed: 02/05/2008 (8B04071-BS1)

MNR1

Aldrin	0.437	0.0050	0.0015	ug/l	0.500		87	40-115			
alpha-BHC	0.482	0.0050	0.0025	ug/l	0.500		96	45-115			
beta-BHC	0.475	0.010	0.0040	ug/l	0.500		95	55-115			
delta-BHC	0.490	0.0050	0.0035	ug/l	0.500		98	55-115			
gamma-BHC (Lindane)	0.485	0.010	0.0030	ug/l	0.500		97	45-115			
4,4'-DDD	0.490	0.0050	0.0020	ug/l	0.500		98	55-120			
4,4'-DDE	0.451	0.0050	0.0030	ug/l	0.500		90	50-120			
4,4'-DDT	0.494	0.010	0.0040	ug/l	0.500		99	55-120			
Dieldrin	0.472	0.0050	0.0020	ug/l	0.500		94	55-115			
Endosulfan I	0.440	0.0050	0.0020	ug/l	0.500		88	55-115			
Endosulfan II	0.476	0.0050	0.0030	ug/l	0.500		95	55-120			
Endosulfan sulfate	0.476	0.010	0.0030	ug/l	0.500		95	60-120			

TestAmerica Irvine

Joseph Doak
Project Manager

The results pertain only to the samples tested in the laboratory. This report shall not be reproduced, except in full, without written permission from TestAmerica.

MWH-Pasadena/Boeing
618 Michillinda Avenue, Suite 200
Arcadia, CA 91007
Attention: Bronwyn Kelly

Project ID: Annual Outfall 002
Report Number: IRB0147

Sampled: 02/03/08
Received: 02/03/08

METHOD BLANK/QC DATA

ORGANOCHLORINE PESTICIDES (EPA 608)

Analyte	Result	Reporting Limit	MDL	Units	Spike Level	Source Result	%REC %REC	%REC Limits	RPD	RPD Limit	Data Qualifiers
Batch: 8B04071 Extracted: 02/04/08											
LCS Analyzed: 02/05/2008 (8B04071-BS1)											MNR1
Endrin	0.482	0.0050	0.0020	ug/l	0.500		96	55-115			
Endrin aldehyde	0.449	0.010	0.0020	ug/l	0.500		90	50-120			
Endrin ketone	0.471	0.010	0.0030	ug/l	0.500		94	55-120			
Heptachlor	0.468	0.010	0.0030	ug/l	0.500		94	45-115			
Heptachlor epoxide	0.453	0.0050	0.0025	ug/l	0.500		91	55-115			
Methoxychlor	0.474	0.0050	0.0035	ug/l	0.500		95	60-120			
Surrogate: Decachlorobiphenyl	0.464			ug/l	0.500		93	45-120			
Surrogate: Tetrachloro-m-xylene	0.433			ug/l	0.500		87	35-115			
LCS Dup Analyzed: 02/05/2008 (8B04071-BSD1)											
Aldrin	0.433	0.0050	0.0015	ug/l	0.500		87	40-115	1	30	
alpha-BHC	0.474	0.0050	0.0025	ug/l	0.500		95	45-115	2	30	
beta-BHC	0.466	0.010	0.0040	ug/l	0.500		93	55-115	2	30	
delta-BHC	0.480	0.0050	0.0035	ug/l	0.500		96	55-115	2	30	
gamma-BHC (Lindane)	0.476	0.010	0.0030	ug/l	0.500		95	45-115	2	30	
4,4'-DDD	0.481	0.0050	0.0020	ug/l	0.500		96	55-120	2	30	
4,4'-DDE	0.450	0.0050	0.0030	ug/l	0.500		90	50-120	0	30	
4,4'-DDT	0.483	0.010	0.0040	ug/l	0.500		97	55-120	2	30	
Dieldrin	0.463	0.0050	0.0020	ug/l	0.500		93	55-115	2	30	
Endosulfan I	0.439	0.0050	0.0020	ug/l	0.500		88	55-115	0	30	
Endosulfan II	0.466	0.0050	0.0030	ug/l	0.500		93	55-120	2	30	
Endosulfan sulfate	0.466	0.010	0.0030	ug/l	0.500		93	60-120	2	30	
Endrin	0.471	0.0050	0.0020	ug/l	0.500		94	55-115	2	30	
Endrin aldehyde	0.441	0.010	0.0020	ug/l	0.500		88	50-120	2	30	
Endrin ketone	0.460	0.010	0.0030	ug/l	0.500		92	55-120	2	30	
Heptachlor	0.461	0.010	0.0030	ug/l	0.500		92	45-115	2	30	
Heptachlor epoxide	0.444	0.0050	0.0025	ug/l	0.500		89	55-115	2	30	
Methoxychlor	0.464	0.0050	0.0035	ug/l	0.500		93	60-120	2	30	
Surrogate: Decachlorobiphenyl	0.453			ug/l	0.500		91	45-120			
Surrogate: Tetrachloro-m-xylene	0.430			ug/l	0.500		86	35-115			

TestAmerica Irvine

Joseph Doak
Project Manager

The results pertain only to the samples tested in the laboratory. This report shall not be reproduced, except in full, without written permission from TestAmerica.

MWH-Pasadena/Boeing
 618 Michillinda Avenue, Suite 200
 Arcadia, CA 91007
 Attention: Bronwyn Kelly

Project ID: Annual Outfall 002

Report Number: IRB0147

Sampled: 02/03/08
 Received: 02/03/08

METHOD BLANK/QC DATA

TOTAL PCBS (EPA 608)

Analyte	Result	Reporting Limit	MDL	Units	Spike Level	Source Result	%REC %REC	%REC Limits	RPD	RPD Limit	Data Qualifiers
Batch: 8B04071 Extracted: 02/04/08											
Blank Analyzed: 02/05/2008 (8B04071-BLK1)											
Aroclor 1016	ND	0.50	0.45	ug/l							
Aroclor 1221	ND	0.50	0.25	ug/l							
Aroclor 1232	ND	0.50	0.25	ug/l							
Aroclor 1242	ND	0.50	0.25	ug/l							
Aroclor 1248	ND	0.50	0.25	ug/l							
Aroclor 1254	ND	0.50	0.25	ug/l							
Aroclor 1260	ND	0.50	0.30	ug/l							
Surrogate: Decachlorobiphenyl	0.484			ug/l	0.500		97	45-120			
LCS Analyzed: 02/05/2008 (8B04071-BS2)											
Aroclor 1016	3.71	0.50	0.45	ug/l	4.00		93	50-115			MNR1
Aroclor 1260	3.92	0.50	0.30	ug/l	4.00		98	60-120			
Surrogate: Decachlorobiphenyl	0.462			ug/l	0.500		92	45-120			
LCS Dup Analyzed: 02/05/2008 (8B04071-BSD2)											
Aroclor 1016	3.60	0.50	0.45	ug/l	4.00		90	50-115	3	30	
Aroclor 1260	3.98	0.50	0.30	ug/l	4.00		100	60-120	2	25	
Surrogate: Decachlorobiphenyl	0.489			ug/l	0.500		98	45-120			

TestAmerica Irvine

Joseph Doak
 Project Manager

The results pertain only to the samples tested in the laboratory. This report shall not be reproduced, except in full, without written permission from TestAmerica.

MWH-Pasadena/Boeing
 618 Michillinda Avenue, Suite 200
 Arcadia, CA 91007
 Attention: Bronwyn Kelly

Project ID: Annual Outfall 002

Report Number: IRB0147

Sampled: 02/03/08
 Received: 02/03/08

METHOD BLANK/QC DATA

METALS

Analyte	Result	Reporting Limit	MDL	Units	Spike Level	Source Result	%REC %REC	%REC Limits	RPD RPD	RPD Limit	Data Qualifiers
Batch: 8B04079 Extracted: 02/04/08											
Blank Analyzed: 02/04/2008 (8B04079-BLK1)											
Arsenic	ND	10	7.0	ug/l							
Barium	ND	0.010	0.0060	mg/l							
Beryllium	ND	2.0	0.90	ug/l							
Boron	ND	0.050	0.020	mg/l							
Calcium	ND	0.10	0.050	mg/l							
Chromium	ND	5.0	2.0	ug/l							
Cobalt	ND	10	2.0	ug/l							
Iron	ND	0.040	0.015	mg/l							
Magnesium	ND	0.020	0.012	mg/l							
Manganese	ND	20	7.0	ug/l							
Nickel	ND	10	2.0	ug/l							
Vanadium	ND	10	3.0	ug/l							
Zinc	ND	20	6.0	ug/l							
LCS Analyzed: 02/04/2008 (8B04079-BS1)											
Arsenic	504	10	7.0	ug/l	500		101	85-115			
Barium	0.526	0.010	0.0060	mg/l	0.500		105	85-115			
Beryllium	510	2.0	0.90	ug/l	500		102	85-115			
Boron	0.514	0.050	0.020	mg/l	0.500		103	85-115			
Calcium	2.65	0.10	0.050	mg/l	2.50		106	85-115			
Chromium	517	5.0	2.0	ug/l	500		103	85-115			
Cobalt	502	10	2.0	ug/l	500		100	85-115			
Iron	0.529	0.040	0.015	mg/l	0.500		106	85-115			
Magnesium	2.63	0.020	0.012	mg/l	2.50		105	85-115			
Manganese	514	20	7.0	ug/l	500		103	85-115			
Nickel	513	10	2.0	ug/l	500		103	85-115			
Vanadium	503	10	3.0	ug/l	500		101	85-115			
Zinc	507	20	6.0	ug/l	500		101	85-115			

TestAmerica Irvine

Joseph Doak
 Project Manager

The results pertain only to the samples tested in the laboratory. This report shall not be reproduced, except in full, without written permission from TestAmerica.

MWH-Pasadena/Boeing
618 Michillinda Avenue, Suite 200
Arcadia, CA 91007
Attention: Bronwyn Kelly

Project ID: Annual Outfall 002

Report Number: IRB0147

Sampled: 02/03/08
Received: 02/03/08

METHOD BLANK/QC DATA

METALS

Analyte	Result	Reporting Limit	MDL	Units	Spike Level	Source Result	%REC %REC	%REC Limits	RPD RPD	RPD Limit	Data Qualifiers
Batch: 8B04079 Extracted: 02/04/08											
Matrix Spike Analyzed: 02/04/2008 (8B04079-MS1)						Source: IRB0153-01					
Arsenic	496	10	7.0	ug/l	500	ND	99	70-130			
Barium	0.534	0.010	0.0060	mg/l	0.500	0.0216	103	70-130			
Beryllium	503	2.0	0.90	ug/l	500	ND	101	70-130			
Boron	0.503	0.050	0.020	mg/l	0.500	ND	101	70-130			
Calcium	53.7	0.10	0.050	mg/l	2.50	52.8	38	70-130			MHA
Chromium	502	5.0	2.0	ug/l	500	2.15	100	70-130			
Cobalt	482	10	2.0	ug/l	500	ND	96	70-130			
Iron	0.590	0.040	0.015	mg/l	0.500	0.0952	99	70-130			
Magnesium	9.71	0.020	0.012	mg/l	2.50	7.62	84	70-130			
Manganese	490	20	7.0	ug/l	500	ND	98	70-130			
Nickel	495	10	2.0	ug/l	500	ND	99	70-130			
Vanadium	487	10	3.0	ug/l	500	ND	97	70-130			
Zinc	496	20	6.0	ug/l	500	9.15	97	70-130			
Matrix Spike Analyzed: 02/04/2008 (8B04079-MS2)						Source: IRB0155-01					
Arsenic	509	10	7.0	ug/l	500	ND	102	70-130			
Barium	0.528	0.010	0.0060	mg/l	0.500	0.00624	104	70-130			
Beryllium	515	2.0	0.90	ug/l	500	ND	103	70-130			
Boron	0.503	0.050	0.020	mg/l	0.500	ND	101	70-130			
Calcium	8.02	0.10	0.050	mg/l	2.50	5.65	95	70-130			
Chromium	522	5.0	2.0	ug/l	500	ND	104	70-130			
Cobalt	501	10	2.0	ug/l	500	ND	100	70-130			
Iron	0.872	0.040	0.015	mg/l	0.500	0.382	98	70-130			
Magnesium	3.33	0.020	0.012	mg/l	2.50	0.768	102	70-130			
Manganese	515	20	7.0	ug/l	500	ND	103	70-130			
Nickel	515	10	2.0	ug/l	500	ND	103	70-130			
Vanadium	501	10	3.0	ug/l	500	ND	100	70-130			
Zinc	538	20	6.0	ug/l	500	32.2	101	70-130			

TestAmerica Irvine

Joseph Doak
Project Manager

The results pertain only to the samples tested in the laboratory. This report shall not be reproduced, except in full, without written permission from TestAmerica.

MWH-Pasadena/Boeing
618 Michillinda Avenue, Suite 200
Arcadia, CA 91007
Attention: Bronwyn Kelly

Project ID: Annual Outfall 002

Report Number: IRB0147

Sampled: 02/03/08
Received: 02/03/08

METHOD BLANK/QC DATA

METALS

Analyte	Result	Reporting Limit	MDL	Units	Spike Level	Source Result	%REC %REC	%REC Limits	RPD	RPD Limit	Data Qualifiers
Batch: 8B04079 Extracted: 02/04/08											
Matrix Spike Dup Analyzed: 02/04/2008 (8B04079-MSD1)						Source: IRB0153-01					
Arsenic	506	10	7.0	ug/l	500	ND	101	70-130	2	20	
Barium	0.530	0.010	0.0060	mg/l	0.500	0.0216	102	70-130	1	20	
Beryllium	516	2.0	0.90	ug/l	500	ND	103	70-130	3	20	
Boron	0.499	0.050	0.020	mg/l	0.500	ND	100	70-130	1	20	
Calcium	53.2	0.10	0.050	mg/l	2.50	52.8	19	70-130	1	20	MHA
Chromium	512	5.0	2.0	ug/l	500	2.15	102	70-130	2	20	
Cobalt	492	10	2.0	ug/l	500	ND	98	70-130	2	20	
Iron	0.596	0.040	0.015	mg/l	0.500	0.0952	100	70-130	1	20	
Magnesium	9.64	0.020	0.012	mg/l	2.50	7.62	81	70-130	1	20	
Manganese	501	20	7.0	ug/l	500	ND	100	70-130	2	20	
Nickel	507	10	2.0	ug/l	500	ND	101	70-130	2	20	
Vanadium	497	10	3.0	ug/l	500	ND	99	70-130	2	20	
Zinc	513	20	6.0	ug/l	500	9.15	101	70-130	3	20	

Batch: 8B04080 Extracted: 02/04/08

Blank Analyzed: 02/04/2008-02/05/2008 (8B04080-BLK1)

Antimony	ND	2.0	0.20	ug/l							
Cadmium	ND	1.0	0.11	ug/l							
Copper	ND	2.0	0.75	ug/l							
Lead	ND	1.0	0.30	ug/l							
Selenium	ND	2.0	0.30	ug/l							
Silver	ND	1.0	0.30	ug/l							
Thallium	ND	1.0	0.20	ug/l							

LCS Analyzed: 02/04/2008-02/05/2008 (8B04080-BS1)

Antimony	84.2	2.0	0.20	ug/l	80.0		105	85-115			
Cadmium	83.7	1.0	0.11	ug/l	80.0		105	85-115			
Copper	83.0	2.0	0.75	ug/l	80.0		104	85-115			
Lead	83.3	1.0	0.30	ug/l	80.0		104	85-115			
Selenium	82.5	2.0	0.30	ug/l	80.0		103	85-115			
Silver	83.1	1.0	0.30	ug/l	80.0		104	85-115			
Thallium	83.4	1.0	0.20	ug/l	80.0		104	85-115			

TestAmerica Irvine

Joseph Doak
Project Manager

MWH-Pasadena/Boeing
 618 Michillinda Avenue, Suite 200
 Arcadia, CA 91007
 Attention: Bronwyn Kelly

Project ID: Annual Outfall 002

Report Number: IRB0147

Sampled: 02/03/08
 Received: 02/03/08

METHOD BLANK/QC DATA

METALS

Analyte	Result	Reporting Limit	MDL	Units	Spike Level	Source Result	%REC %REC	%REC Limits	RPD	RPD Limit	Data Qualifiers
Batch: 8B04080 Extracted: 02/04/08											
Matrix Spike Analyzed: 02/04/2008-02/05/2008 (8B04080-MS1)						Source: IRB0150-01					
Antimony	82.0	2.0	0.20	ug/l	80.0	0.423	102	70-130			
Cadmium	80.7	1.0	0.11	ug/l	80.0	0.208	101	70-130			
Copper	78.5	2.0	0.75	ug/l	80.0	1.69	96	70-130			
Lead	76.9	1.0	0.30	ug/l	80.0	0.512	96	70-130			
Selenium	75.1	2.0	0.30	ug/l	80.0	ND	94	70-130			
Silver	78.5	1.0	0.30	ug/l	80.0	ND	98	70-130			
Thallium	79.0	1.0	0.20	ug/l	80.0	ND	99	70-130			
Matrix Spike Analyzed: 02/04/2008-02/05/2008 (8B04080-MS2)						Source: IRB0152-01					
Antimony	80.5	2.0	0.20	ug/l	80.0	1.58	99	70-130			
Cadmium	79.1	1.0	0.11	ug/l	80.0	0.164	99	70-130			
Copper	82.5	2.0	0.75	ug/l	80.0	4.75	97	70-130			
Lead	84.1	1.0	0.30	ug/l	80.0	6.01	98	70-130			
Selenium	75.5	2.0	0.30	ug/l	80.0	ND	94	70-130			
Silver	78.1	1.0	0.30	ug/l	80.0	ND	98	70-130			
Thallium	80.7	1.0	0.20	ug/l	80.0	ND	101	70-130			
Matrix Spike Dup Analyzed: 02/04/2008-02/05/2008 (8B04080-MSD1)						Source: IRB0150-01					
Antimony	83.6	2.0	0.20	ug/l	80.0	0.423	104	70-130	2	20	
Cadmium	81.2	1.0	0.11	ug/l	80.0	0.208	101	70-130	1	20	
Copper	79.1	2.0	0.75	ug/l	80.0	1.69	97	70-130	1	20	
Lead	78.6	1.0	0.30	ug/l	80.0	0.512	98	70-130	2	20	
Selenium	76.6	2.0	0.30	ug/l	80.0	ND	96	70-130	2	20	
Silver	79.3	1.0	0.30	ug/l	80.0	ND	99	70-130	1	20	
Thallium	80.1	1.0	0.20	ug/l	80.0	ND	100	70-130	1	20	

TestAmerica Irvine

Joseph Doak
 Project Manager

The results pertain only to the samples tested in the laboratory. This report shall not be reproduced, except in full, without written permission from TestAmerica.

MWH-Pasadena/Boeing
 618 Michillinda Avenue, Suite 200
 Arcadia, CA 91007
 Attention: Bronwyn Kelly

Project ID: Annual Outfall 002

Report Number: IRB0147

Sampled: 02/03/08
 Received: 02/03/08

METHOD BLANK/QC DATA

DISSOLVED METALS

Analyte	Result	Reporting Limit	MDL	Units	Spike Level	Source Result	%REC %REC	%REC Limits	RPD RPD	RPD Limit	Data Qualifiers
Batch: 8B04145 Extracted: 02/04/08											
Blank Analyzed: 02/05/2008 (8B04145-BLK1)											
Arsenic	ND	10	7.0	ug/l							
Barium	ND	0.010	0.0060	mg/l							
Beryllium	ND	2.0	0.90	ug/l							
Boron	ND	0.050	0.020	mg/l							
Calcium	ND	0.10	0.050	mg/l							
Chromium	ND	5.0	2.0	ug/l							
Cobalt	ND	10	2.0	ug/l							
Iron	ND	0.040	0.015	mg/l							
Magnesium	ND	0.020	0.012	mg/l							
Manganese	ND	20	7.0	ug/l							
Nickel	ND	10	2.0	ug/l							
Hardness (as CaCO3)	ND	1.0	1.0	mg/l							
Vanadium	ND	10	3.0	ug/l							
Zinc	ND	20	6.0	ug/l							
LCS Analyzed: 02/05/2008 (8B04145-BS1)											
Arsenic	1000	10	7.0	ug/l	1000		100	85-115			
Barium	0.971	0.010	0.0060	mg/l	1.00		97	85-115			
Beryllium	981	2.0	0.90	ug/l	1000		98	85-115			
Boron	0.966	0.050	0.020	mg/l	1.00		97	85-115			
Calcium	1.09	0.10	0.050	mg/l	1.00		109	85-115			
Chromium	995	5.0	2.0	ug/l	1000		100	85-115			
Cobalt	997	10	2.0	ug/l	1000		100	85-115			
Iron	0.995	0.040	0.015	mg/l	1.00		99	85-115			
Magnesium	1.04	0.020	0.012	mg/l	1.00		104	85-115			
Manganese	1020	20	7.0	ug/l	1000		102	85-115			
Nickel	1020	10	2.0	ug/l	1000		102	85-115			
Vanadium	960	10	3.0	ug/l	1000		96	85-115			
Zinc	1040	20	6.0	ug/l	1000		104	85-115			

TestAmerica Irvine

Joseph Doak
 Project Manager

The results pertain only to the samples tested in the laboratory. This report shall not be reproduced, except in full, without written permission from TestAmerica.

MWH-Pasadena/Boeing
618 Michillinda Avenue, Suite 200
Arcadia, CA 91007
Attention: Bronwyn Kelly

Project ID: Annual Outfall 002

Report Number: IRB0147

Sampled: 02/03/08
Received: 02/03/08

METHOD BLANK/QC DATA

DISSOLVED METALS

Analyte	Result	Reporting Limit	MDL	Units	Spike Level	Source Result	%REC %REC	%REC Limits	RPD	RPD Limit	Data Qualifiers
Batch: 8B04145 Extracted: 02/04/08											
Matrix Spike Analyzed: 02/05/2008 (8B04145-MS1)						Source: IRB0146-01					
Arsenic	1020	10	7.0	ug/l	1000	ND	102	70-130			
Barium	0.999	0.010	0.0060	mg/l	1.00	0.0294	97	70-130			
Beryllium	997	2.0	0.90	ug/l	1000	ND	100	70-130			
Boron	1.02	0.050	0.020	mg/l	1.00	0.0451	97	70-130			
Calcium	28.3	0.10	0.050	mg/l	1.00	28.0	23	70-130			MHA
Chromium	1010	5.0	2.0	ug/l	1000	ND	101	70-130			
Cobalt	1000	10	2.0	ug/l	1000	ND	100	70-130			
Iron	1.62	0.040	0.015	mg/l	1.00	0.635	99	70-130			
Magnesium	9.21	0.020	0.012	mg/l	1.00	8.60	61	70-130			MHA
Manganese	1030	20	7.0	ug/l	1000	15.7	102	70-130			
Nickel	1020	10	2.0	ug/l	1000	ND	102	70-130			
Vanadium	982	10	3.0	ug/l	1000	ND	98	70-130			
Zinc	1040	20	6.0	ug/l	1000	ND	104	70-130			
Matrix Spike Dup Analyzed: 02/05/2008 (8B04145-MSD1)						Source: IRB0146-01					
Arsenic	1020	10	7.0	ug/l	1000	ND	102	70-130	0	20	
Barium	1.02	0.010	0.0060	mg/l	1.00	0.0294	99	70-130	2	20	
Beryllium	996	2.0	0.90	ug/l	1000	ND	100	70-130	0	20	
Boron	1.05	0.050	0.020	mg/l	1.00	0.0451	100	70-130	3	20	
Calcium	28.1	0.10	0.050	mg/l	1.00	28.0	6	70-130	1	20	MHA
Chromium	1010	5.0	2.0	ug/l	1000	ND	101	70-130	1	20	
Cobalt	1010	10	2.0	ug/l	1000	ND	101	70-130	1	20	
Iron	1.64	0.040	0.015	mg/l	1.00	0.635	101	70-130	1	20	
Magnesium	9.33	0.020	0.012	mg/l	1.00	8.60	72	70-130	1	20	MHA
Manganese	1050	20	7.0	ug/l	1000	15.7	104	70-130	2	20	
Nickel	1030	10	2.0	ug/l	1000	ND	103	70-130	1	20	
Vanadium	1010	10	3.0	ug/l	1000	ND	101	70-130	3	20	
Zinc	1100	20	6.0	ug/l	1000	ND	110	70-130	5	20	

TestAmerica Irvine

Joseph Doak
Project Manager

The results pertain only to the samples tested in the laboratory. This report shall not be reproduced, except in full, without written permission from TestAmerica.

MWH-Pasadena/Boeing
618 Michillinda Avenue, Suite 200
Arcadia, CA 91007
Attention: Bronwyn Kelly

Project ID: Annual Outfall 002

Report Number: IRB0147

Sampled: 02/03/08
Received: 02/03/08

METHOD BLANK/QC DATA

DISSOLVED METALS

Analyte	Result	Reporting Limit	MDL	Units	Spike Level	Source Result	%REC %REC	Limit	RPD	RPD Limit	Data Qualifiers
Batch: 8B05112 Extracted: 02/05/08											
Blank Analyzed: 02/05/2008 (8B05112-BLK1)											
Antimony	ND	2.0	0.20	ug/l							
Cadmium	ND	1.0	0.11	ug/l							
Copper	ND	2.0	0.75	ug/l							
Lead	ND	1.0	0.30	ug/l							
Selenium	ND	2.0	0.30	ug/l							
Silver	ND	1.0	0.30	ug/l							
Thallium	ND	1.0	0.20	ug/l							
LCS Analyzed: 02/05/2008 (8B05112-BS1)											
Antimony	80.4	2.0	0.20	ug/l	80.0		100	85-115			
Cadmium	80.6	1.0	0.11	ug/l	80.0		101	85-115			
Copper	83.3	2.0	0.75	ug/l	80.0		104	85-115			
Lead	83.7	1.0	0.30	ug/l	80.0		105	85-115			
Selenium	82.1	2.0	0.30	ug/l	80.0		103	85-115			
Silver	82.0	1.0	0.30	ug/l	80.0		102	85-115			
Thallium	82.4	1.0	0.20	ug/l	80.0		103	85-115			
Matrix Spike Analyzed: 02/05/2008 (8B05112-MS1) Source: IRB0146-01											
Antimony	79.9	2.0	0.20	ug/l	80.0	0.473	99	70-130			
Cadmium	78.6	1.0	0.11	ug/l	80.0	0.130	98	70-130			
Copper	80.8	2.0	0.75	ug/l	80.0	2.50	98	70-130			
Lead	77.8	1.0	0.30	ug/l	80.0	0.385	97	70-130			
Selenium	78.1	2.0	0.30	ug/l	80.0	ND	98	70-130			
Silver	79.1	1.0	0.30	ug/l	80.0	ND	99	70-130			
Thallium	80.0	1.0	0.20	ug/l	80.0	ND	100	70-130			
Matrix Spike Dup Analyzed: 02/05/2008 (8B05112-MSD1) Source: IRB0146-01											
Antimony	81.9	2.0	0.20	ug/l	80.0	0.473	102	70-130	3	20	
Cadmium	80.3	1.0	0.11	ug/l	80.0	0.130	100	70-130	2	20	
Copper	82.1	2.0	0.75	ug/l	80.0	2.50	100	70-130	2	20	
Lead	78.4	1.0	0.30	ug/l	80.0	0.385	98	70-130	1	20	
Selenium	79.0	2.0	0.30	ug/l	80.0	ND	99	70-130	1	20	
Silver	80.7	1.0	0.30	ug/l	80.0	ND	101	70-130	2	20	
Thallium	80.9	1.0	0.20	ug/l	80.0	ND	101	70-130	1	20	

TestAmerica Irvine

Joseph Doak
Project Manager

MWH-Pasadena/Boeing
618 Michillinda Avenue, Suite 200
Arcadia, CA 91007
Attention: Bronwyn Kelly

Project ID: Annual Outfall 002

Report Number: IRB0147

Sampled: 02/03/08
Received: 02/03/08

METHOD BLANK/QC DATA

INORGANICS

Analyte	Result	Reporting Limit	MDL	Units	Spike Level	Source Result	%REC %REC	Limit	RPD	RPD Limit	Data Qualifiers
Batch: 8B04043 Extracted: 02/04/08											
Blank Analyzed: 02/04/2008 (8B04043-BLK1)											
Chloride	ND	0.50	0.25	mg/l							
Fluoride	ND	0.50	0.15	mg/l							
Nitrate-N	ND	0.11	0.060	mg/l							
Nitrite-N	ND	0.15	0.090	mg/l							
Nitrate/Nitrite-N	ND	0.26	0.15	mg/l							
Sulfate	ND	0.50	0.20	mg/l							
LCS Analyzed: 02/04/2008 (8B04043-BS1)											
Chloride	5.33	0.50	0.25	mg/l	5.00		107	90-110			
Fluoride	5.14	0.50	0.15	mg/l	5.00		103	90-110			
Nitrate-N	1.19	0.11	0.060	mg/l	1.13		106	90-110			
Nitrite-N	1.65	0.15	0.090	mg/l	1.52		109	90-110			
Sulfate	10.6	0.50	0.20	mg/l	10.0		106	90-110			M-3
Matrix Spike Analyzed: 02/04/2008 (8B04043-MS1)											
						Source: IRB0146-01					
Chloride	27.0	0.50	0.25	mg/l	5.00	21.6	109	80-120			
Fluoride	5.30	0.50	0.15	mg/l	5.00	0.288	100	80-120			
Nitrate-N	3.59	0.11	0.060	mg/l	1.13	2.36	109	80-120			
Nitrite-N	1.77	0.15	0.090	mg/l	1.52	ND	116	80-120			
Matrix Spike Analyzed: 02/04/2008 (8B04043-MS2)											
						Source: IRB0156-01					
Chloride	27.7	0.50	0.25	mg/l	5.00	22.9	96	80-120			
Fluoride	5.01	0.50	0.15	mg/l	5.00	0.306	94	80-120			
Nitrate-N	2.90	0.11	0.060	mg/l	1.13	1.73	103	80-120			
Nitrite-N	1.59	0.15	0.090	mg/l	1.52	ND	105	80-120			
Matrix Spike Dup Analyzed: 02/04/2008 (8B04043-MSD1)											
						Source: IRB0146-01					
Chloride	27.2	0.50	0.25	mg/l	5.00	21.6	112	80-120	1	20	
Fluoride	5.46	0.50	0.15	mg/l	5.00	0.288	103	80-120	3	20	
Nitrate-N	3.64	0.11	0.060	mg/l	1.13	2.36	113	80-120	1	20	
Nitrite-N	1.81	0.15	0.090	mg/l	1.52	ND	119	80-120	2	20	

TestAmerica Irvine

Joseph Doak
Project Manager

The results pertain only to the samples tested in the laboratory. This report shall not be reproduced, except in full, without written permission from TestAmerica.

MWH-Pasadena/Boeing
 618 Michillinda Avenue, Suite 200
 Arcadia, CA 91007
 Attention: Bronwyn Kelly

Project ID: Annual Outfall 002

Report Number: IRB0147

Sampled: 02/03/08
 Received: 02/03/08

METHOD BLANK/QC DATA

INORGANICS

Analyte	Result	Reporting Limit	MDL	Units	Spike Level	Source Result	%REC	%REC Limits	RPD	RPD Limit	Data Qualifiers
<u>Batch: 8B04054 Extracted: 02/04/08</u>											
Blank Analyzed: 02/04/2008 (8B04054-BLK1)											
Chromium VI	ND	1.0	0.20	ug/l							
LCS Analyzed: 02/04/2008 (8B04054-BS1)											
Chromium VI	50.1	1.0	0.20	ug/l	50.0		100	90-110			
Matrix Spike Analyzed: 02/04/2008 (8B04054-MS1)											
Chromium VI	46.5	1.0	0.20	ug/l	50.0	ND	93	90-110			
Matrix Spike Analyzed: 02/04/2008 (8B04054-MS2)											
Chromium VI	41.8	1.0	0.20	ug/l	50.0	ND	84	90-110			M2
Matrix Spike Dup Analyzed: 02/04/2008 (8B04054-MSD1)											
Chromium VI	48.5	1.0	0.20	ug/l	50.0	ND	97	90-110	4	10	
<u>Batch: 8B04067 Extracted: 02/04/08</u>											
Blank Analyzed: 02/04/2008 (8B04067-BLK1)											
Turbidity	0.120	1.0	0.040	NTU							J
Duplicate Analyzed: 02/04/2008 (8B04067-DUP1)											
Turbidity	3.31	1.0	0.040	NTU		3.24			2	20	
<u>Batch: 8B04070 Extracted: 02/04/08</u>											
Blank Analyzed: 02/09/2008 (8B04070-BLK1)											
Biochemical Oxygen Demand	ND	2.0	0.59	mg/l							

TestAmerica Irvine

Joseph Doak
 Project Manager

The results pertain only to the samples tested in the laboratory. This report shall not be reproduced, except in full, without written permission from TestAmerica.

MWH-Pasadena/Boeing
 618 Michillinda Avenue, Suite 200
 Arcadia, CA 91007
 Attention: Bronwyn Kelly

Project ID: Annual Outfall 002

Report Number: IRB0147

Sampled: 02/03/08
 Received: 02/03/08

METHOD BLANK/QC DATA

INORGANICS

Analyte	Result	Reporting Limit	MDL	Units	Spike Level	Source Result	%REC	%REC Limits	RPD	RPD Limit	Data Qualifiers
<u>Batch: 8B04070 Extracted: 02/04/08</u>											
LCS Analyzed: 02/09/2008 (8B04070-BS1)											
Biochemical Oxygen Demand	218	100	30	mg/l	198		110	85-115			
LCS Dup Analyzed: 02/09/2008 (8B04070-BSD1)											
Biochemical Oxygen Demand	218	100	30	mg/l	198		110	85-115	0	20	
<u>Batch: 8B04074 Extracted: 02/04/08</u>											
Duplicate Analyzed: 02/04/2008 (8B04074-DUP1)											
Residual Chlorine	0.170	0.10	0.10	mg/l		Source: IRB0146-01 0.170			0	20	
<u>Batch: 8B04097 Extracted: 02/04/08</u>											
Blank Analyzed: 02/04/2008 (8B04097-BLK1)											
Surfactants (MBAS)	ND	0.10	0.044	mg/l							
LCS Analyzed: 02/04/2008 (8B04097-BS1)											
Surfactants (MBAS)	0.252	0.10	0.044	mg/l	0.250		101	90-110			
Matrix Spike Analyzed: 02/04/2008 (8B04097-MS1)											
Surfactants (MBAS)	0.268	0.10	0.044	mg/l	0.250	Source: IRB0156-01 ND	107	50-125			
Matrix Spike Dup Analyzed: 02/04/2008 (8B04097-MSD1)											
Surfactants (MBAS)	0.265	0.10	0.044	mg/l	0.250	Source: IRB0156-01 ND	106	50-125	1	20	
<u>Batch: 8B04112 Extracted: 02/04/08</u>											
Blank Analyzed: 02/04/2008 (8B04112-BLK1)											
Total Cyanide	ND	5.0	2.2	ug/l							

TestAmerica Irvine

Joseph Doak
 Project Manager

The results pertain only to the samples tested in the laboratory. This report shall not be reproduced, except in full, without written permission from TestAmerica.

MWH-Pasadena/Boeing
 618 Michillinda Avenue, Suite 200
 Arcadia, CA 91007
 Attention: Bronwyn Kelly

Project ID: Annual Outfall 002

Report Number: IRB0147

Sampled: 02/03/08
 Received: 02/03/08

METHOD BLANK/QC DATA

INORGANICS

Analyte	Result	Reporting Limit	MDL	Units	Spike Level	Source Result	%REC	%REC Limits	RPD	RPD Limit	Data Qualifiers
<u>Batch: 8B04112 Extracted: 02/04/08</u>											
LCS Analyzed: 02/04/2008 (8B04112-BS1)											
Total Cyanide	184	5.0	2.2	ug/l	200		92	90-110			
Matrix Spike Analyzed: 02/04/2008 (8B04112-MS1)											
						Source: IRA3072-06					
Total Cyanide	189	5.0	2.2	ug/l	200	ND	94	70-115			
Matrix Spike Dup Analyzed: 02/04/2008 (8B04112-MSD1)											
						Source: IRA3072-06					
Total Cyanide	189	5.0	2.2	ug/l	200	ND	95	70-115	0	15	
<u>Batch: 8B04128 Extracted: 02/04/08</u>											
Blank Analyzed: 02/04/2008 (8B04128-BLK1)											
Total Suspended Solids	ND	10	10	mg/l							
LCS Analyzed: 02/04/2008 (8B04128-BS1)											
Total Suspended Solids	971	10	10	mg/l	1000		97	85-115			
Duplicate Analyzed: 02/04/2008 (8B04128-DUP1)											
						Source: IRB0070-02					
Total Suspended Solids	ND	10	10	mg/l		ND				10	
<u>Batch: 8B07098 Extracted: 02/07/08</u>											
Blank Analyzed: 02/08/2008 (8B07098-BLK1)											
Ammonia-N (Distilled)	ND	0.50	0.30	mg/l							
LCS Analyzed: 02/08/2008 (8B07098-BS1)											
Ammonia-N (Distilled)	10.4	0.50	0.30	mg/l	10.0		104	80-115			

TestAmerica Irvine

Joseph Doak
 Project Manager

The results pertain only to the samples tested in the laboratory. This report shall not be reproduced, except in full, without written permission from TestAmerica.

MWH-Pasadena/Boeing
618 Michillinda Avenue, Suite 200
Arcadia, CA 91007
Attention: Bronwyn Kelly

Project ID: Annual Outfall 002
Report Number: IRB0147

Sampled: 02/03/08
Received: 02/03/08

METHOD BLANK/QC DATA

INORGANICS

Analyte	Result	Reporting Limit	MDL	Units	Spike Level	Source Result	%REC	%REC Limits	RPD	RPD Limit	Data Qualifiers
Batch: 8B07098 Extracted: 02/07/08											
Matrix Spike Analyzed: 02/08/2008 (8B07098-MS1)						Source: IRB0146-01					
Ammonia-N (Distilled)	10.1	0.50	0.30	mg/l	10.0	ND	101	70-120			
Matrix Spike Dup Analyzed: 02/08/2008 (8B07098-MSD1)						Source: IRB0146-01					
Ammonia-N (Distilled)	9.80	0.50	0.30	mg/l	10.0	ND	98	70-120	3	15	
Batch: 8B07122 Extracted: 02/07/08											
Blank Analyzed: 02/07/2008 (8B07122-BLK1)											
Total Dissolved Solids	ND	10	10	mg/l							
LCS Analyzed: 02/07/2008 (8B07122-BS1)											
Total Dissolved Solids	990	10	10	mg/l	1000		99	90-110			
Duplicate Analyzed: 02/07/2008 (8B07122-DUP1)						Source: IRB0146-01					
Total Dissolved Solids	296	10	10	mg/l		292			1	10	
Batch: 8B08056 Extracted: 02/07/08											
LCS Analyzed: 02/07/2008 (8B08056-BS1)											
Specific Conductance	550	1.0	1.0	umhos/cm	530		104	90-110			
Duplicate Analyzed: 02/07/2008 (8B08056-DUP1)						Source: IRB0076-01					
Specific Conductance	1140	1.0	1.0	umhos/cm		1140			0	5	
Batch: 8B12073 Extracted: 02/12/08											
Blank Analyzed: 02/12/2008 (8B12073-BLK1)											
Perchlorate	ND	1.0	0.65	ug/l							

TestAmerica Irvine

Joseph Doak
Project Manager

The results pertain only to the samples tested in the laboratory. This report shall not be reproduced, except in full, without written permission from TestAmerica.

MWH-Pasadena/Boeing
 618 Michillinda Avenue, Suite 200
 Arcadia, CA 91007
 Attention: Bronwyn Kelly

Project ID: Annual Outfall 002

Report Number: IRB0147

Sampled: 02/03/08
 Received: 02/03/08

METHOD BLANK/QC DATA

INORGANICS

Analyte	Result	Reporting Limit	MDL	Units	Spike Level	Source Result	%REC	%REC Limits	RPD	RPD Limit	Data Qualifiers
<u>Batch: 8B12073 Extracted: 02/12/08</u>											
LCS Analyzed: 02/12/2008 (8B12073-BS1)											
Perchlorate	55.4	1.0	0.65	ug/l	50.0		111	85-115			
Matrix Spike Analyzed: 02/12/2008 (8B12073-MS1)											
						Source: IRB0150-01					
Perchlorate	50.5	1.0	0.65	ug/l	50.0	ND	101	80-120			
Matrix Spike Dup Analyzed: 02/12/2008 (8B12073-MSD1)											
						Source: IRB0150-01					
Perchlorate	50.8	1.0	0.65	ug/l	50.0	ND	102	80-120	1	20	
<u>Batch: 8B12074 Extracted: 02/12/08</u>											
Blank Analyzed: 02/12/2008 (8B12074-BLK1)											
Hexane Extractable Material (Oil & Grease)	ND	5.0	1.4	mg/l							
LCS Analyzed: 02/12/2008 (8B12074-BS1)											
Hexane Extractable Material (Oil & Grease)	20.0	5.0	1.4	mg/l	20.2		99	78-114			MNR1
LCS Dup Analyzed: 02/12/2008 (8B12074-BSD1)											
Hexane Extractable Material (Oil & Grease)	18.5	5.0	1.4	mg/l	20.2		92	78-114	8	11	
<u>Batch: 8B13116 Extracted: 02/13/08</u>											
Blank Analyzed: 02/13/2008 (8B13116-BLK1)											
Total Organic Carbon	ND	1.0	0.50	mg/l							
LCS Analyzed: 02/13/2008 (8B13116-BS1)											
Total Organic Carbon	10.2	1.0	0.50	mg/l	10.0		102	90-110			

TestAmerica Irvine

Joseph Doak
 Project Manager

The results pertain only to the samples tested in the laboratory. This report shall not be reproduced, except in full, without written permission from TestAmerica.

MWH-Pasadena/Boeing
 618 Michillinda Avenue, Suite 200
 Arcadia, CA 91007
 Attention: Bronwyn Kelly

Project ID: Annual Outfall 002

Report Number: IRB0147

Sampled: 02/03/08
 Received: 02/03/08

METHOD BLANK/QC DATA

INORGANICS

Analyte	Result	Reporting Limit	MDL	Units	Spike Level	Source Result	%REC	%REC Limits	RPD	RPD Limit	Data Qualifiers
Batch: 8B13116 Extracted: 02/13/08											
Matrix Spike Analyzed: 02/13/2008 (8B13116-MS1)						Source: IRB0174-02					
Total Organic Carbon	11.4	1.0	0.50	mg/l	5.00	6.26	103	80-120			
Matrix Spike Dup Analyzed: 02/13/2008 (8B13116-MSD1)						Source: IRB0174-02					
Total Organic Carbon	11.2	1.0	0.50	mg/l	5.00	6.26	98	80-120	2	20	

TestAmerica Irvine

Joseph Doak
 Project Manager

The results pertain only to the samples tested in the laboratory. This report shall not be reproduced, except in full, without written permission from TestAmerica.

MWH-Pasadena/Boeing
618 Michillinda Avenue, Suite 200
Arcadia, CA 91007
Attention: Bronwyn Kelly

Project ID: Annual Outfall 002

Report Number: IRB0147

Sampled: 02/03/08
Received: 02/03/08

METHOD BLANK/QC DATA

Metals by EPA 200 Series Methods

Analyte	Result	Reporting Limit	MDL	Units	Spike Level	Source Result	%REC	%REC Limits	RPD	RPD Limit	Data Qualifiers
Batch: W8B0171 Extracted: 02/06/08											
Blank Analyzed: 02/07/2008 (W8B0171-BLK1)											
Mercury, Dissolved	ND	0.20	0.050	ug/l							
Mercury, Total	ND	0.20	0.050	ug/l							
LCS Analyzed: 02/07/2008 (W8B0171-BS1)											
Mercury, Dissolved	1.04	0.20	0.050	ug/l	1.00		104	85-115			
Mercury, Total	1.04	0.20	0.050	ug/l	1.00		104	85-115			
Matrix Spike Analyzed: 02/07/2008 (W8B0171-MS1) Source: 8020543-01											
Mercury, Dissolved	1.02	0.20	0.050	ug/l	1.00	ND	102	70-130			
Mercury, Total	1.02	0.20	0.050	ug/l	1.00	ND	102	70-130			
Matrix Spike Analyzed: 02/07/2008 (W8B0171-MS2) Source: 8020544-01											
Mercury, Dissolved	1.05	0.20	0.050	ug/l	1.00	ND	105	70-130			
Mercury, Total	1.05	0.20	0.050	ug/l	1.00	ND	105	70-130			
Matrix Spike Dup Analyzed: 02/07/2008 (W8B0171-MSD1) Source: 8020543-01											
Mercury, Dissolved	1.04	0.20	0.050	ug/l	1.00	ND	104	70-130	2	20	
Mercury, Total	1.04	0.20	0.050	ug/l	1.00	ND	104	70-130	2	20	
Matrix Spike Dup Analyzed: 02/07/2008 (W8B0171-MSD2) Source: 8020544-01											
Mercury, Dissolved	1.05	0.20	0.050	ug/l	1.00	ND	105	70-130	0	20	
Mercury, Total	1.05	0.20	0.050	ug/l	1.00	ND	105	70-130	0	20	

TestAmerica Irvine

Joseph Doak
Project Manager

The results pertain only to the samples tested in the laboratory. This report shall not be reproduced, except in full, without written permission from TestAmerica.

MWH-Pasadena/Boeing
618 Michillinda Avenue, Suite 200
Arcadia, CA 91007
Attention: Bronwyn Kelly

Project ID: Annual Outfall 002

Report Number: IRB0147

Sampled: 02/03/08
Received: 02/03/08

Compliance Check

The results obtained from the analytical testing of this data set were checked against compliance limits received from the client. Any results at or above the compliance limits appear in bold on this page.

LabNumber	Analysis	Analyte	Units	Result	MRL	Compliance Limit
IRB0147-01	1664-HEM	Hexane Extractable Material (Oil & Greas	mg/l	1.62	4.8	15
IRB0147-01	608-Pesticides (LowRL)	alpha-BHC	ug/l	0.00040	0.0047	0.03
IRB0147-01	624-Boeing 001/002 Q (Fr113+X), L1,1-Dichloroethene		ug/l	0	0.50	6
IRB0147-01	624-Boeing 001/002 Q (Fr113+X), LTrichloroethene		ug/l	1.68	0.50	5
IRB0147-01	625+NDMA, LL	2,4,6-Trichlorophenol	ug/l	0	0.94	13
IRB0147-01	625+NDMA, LL	2,4-Dinitrotoluene	ug/l	0	4.7	18
IRB0147-01	625+NDMA, LL	Bis(2-ethylhexyl)phthalate	ug/l	2.11	4.7	4
IRB0147-01	625+NDMA, LL	N-Nitrosodimethylamine	ug/l	0	1.9	16
IRB0147-01	625+NDMA, LL	Pentachlorophenol	ug/l	0	1.9	16
IRB0147-01	Ammonia-N, Titr (350.2) w/dist	Ammonia-N (Distilled)	mg/l	0.28	0.50	10
IRB0147-01	Antimony-200.8	Antimony	ug/l	0.40	2.0	6
IRB0147-01	Arsenic-200.7	Arsenic	ug/l	0.41	10	10
IRB0147-01	Barium-200.7	Barium	mg/l	0.032	0.010	1
IRB0147-01	Beryllium-200.7	Beryllium	ug/l	0	2.0	4
IRB0147-01	BOD	Biochemical Oxygen Demand	mg/l	1.35	2.0	30
IRB0147-01	Cadmium-200.8	Cadmium	ug/l	0.068	1.0	3.1
IRB0147-01	Chloride - 300.0	Chloride	mg/l	24	0.50	150
IRB0147-01	Chlorine, Residual	Residual Chlorine	mg/l	0.14	0.10	0.1
IRB0147-01	Chromium VI-218.6	Chromium VI	ug/l	0	1.0	16
IRB0147-01	Chromium-200.7	Chromium	ug/l	2.11	5.0	16
IRB0147-01	Copper-200.8	Copper	ug/l	3.06	2.0	14
IRB0147-01	Cyanide-335.2 5ppb	Total Cyanide	ug/l	-1	5.0	8.5
IRB0147-01	Fluoride-300.0	Fluoride	mg/l	0.34	0.50	1.6
IRB0147-01	Hg_w 245.1	Mercury, Total	ug/l	0.025	0.20	0.2
IRB0147-01	Iron-200.7	Iron	mg/l	0.62	0.040	0.3
IRB0147-01	Lead-200.8	Lead	ug/l	0.38	1.0	5.2
IRB0147-01	Manganese-200.7	Manganese	ug/l	16	20	50
IRB0147-01	MBAS - SM5540-C	Surfactants (MBAS)	mg/l	0.18	0.10	0.5
IRB0147-01	Nickel-200.7	Nickel	ug/l	2.70	10	96
IRB0147-01	Nitrate-N, 300.0	Nitrate-N	mg/l	2.23	0.11	8
IRB0147-01	Nitrite-N, 300.0	Nitrite-N	mg/l	0	0.15	1
IRB0147-01	Nitrogen, NO3+NO2 -N	Nitrate/Nitrite-N	mg/l	2.23	0.26	8
IRB0147-01	Perchlorate 314.0 (1ppb_IC6)	Perchlorate	ug/l	0	1.0	6
IRB0147-01	Selenium-200.8	Selenium	ug/l	0.38	2.0	5
IRB0147-01	Settleable Solids	Total Settleable Solids	ml/l/hr	0.100	0.10	0.3
IRB0147-01	Silver-200.8	Silver	ug/l	0.075	1.0	4.1
IRB0147-01	Sulfate-300.0	Sulfate	mg/l	94	1.0	300

TestAmerica Irvine

Joseph Doak
Project Manager

The results pertain only to the samples tested in the laboratory. This report shall not be reproduced, except in full, without written permission from TestAmerica.

MWH-Pasadena/Boeing
 618 Michillinda Avenue, Suite 200
 Arcadia, CA 91007
 Attention: Bronwyn Kelly

Project ID: Annual Outfall 002

Report Number: IRB0147

Sampled: 02/03/08

Received: 02/03/08

IRB0147-01	TDS - SM 2540C	Total Dissolved Solids	mg/l	347	10	950
IRB0147-01	Thallium-200.8	Thallium	ug/l	0.059	1.0	2
IRB0147-01	TSS - EPA 160.2	Total Suspended Solids	mg/l	7.00	10	45
IRB0147-01	Zinc-200.7	Zinc	ug/l	6.62	20	120

Compliance Check

The results obtained from the analytical testing of this data set were checked against compliance limits received from the client. Any results at or above the compliance limits appear in bold on this page.

LabNumber	Analysis	Analyte	Units	Result	MRL	Compliance Limit
IRB0147-02	624-Boeing 001/002 Q (Fr113+X), L1,1-Dichloroethene		ug/l	0	0.50	6
IRB0147-02	624-Boeing 001/002 Q (Fr113+X), LTrichloroethene		ug/l	0	0.50	5

TestAmerica Irvine

Joseph Doak
 Project Manager

The results pertain only to the samples tested in the laboratory. This report shall not be reproduced, except in full, without written permission from TestAmerica.

MWH-Pasadena/Boeing
618 Michillinda Avenue, Suite 200
Arcadia, CA 91007
Attention: Bronwyn Kelly

Project ID: Annual Outfall 002

Report Number: IRB0147

Sampled: 02/03/08
Received: 02/03/08

DATA QUALIFIERS AND DEFINITIONS

- B** Analyte was detected in the associated Method Blank.
- HFT** The holding time for this test is immediate. It was analyzed in the laboratory as soon as possible after receipt.
- J** Estimated value. Analyte detected at a level less than the Reporting Limit (RL) and greater than or equal to the Method Detection Limit (MDL). The user of this data should be aware that this data is of limited reliability.
- L** Laboratory Control Sample and/or Laboratory Control Sample Duplicate recovery was above the acceptance limits. Analyte not detected, data not impacted.
- L1** Laboratory Control Sample and/or Laboratory Control Sample Duplicate recovery was above acceptance limits.
- L6** Per the EPA methods, benzidine is known to be subject to oxidative losses during solvent concentration.
- M2** The MS and/or MSD were below the acceptance limits due to sample matrix interference. See Blank Spike (LCS).
- M-3** Results exceeded the linear range in the MS/MSD and therefore are not available for reporting. The batch was accepted based on acceptable recovery in the Blank Spike (LCS).
- MHA** Due to high levels of analyte in the sample, the MS/MSD calculation does not provide useful spike recovery information. See Blank Spike (LCS).
- MNR1** There was no MS/MSD analyzed with this batch due to insufficient sample volume. See Blank Spike/Blank Spike Duplicate.
- R-2** The RPD exceeded the acceptance limit.
- ZX** Due to sample matrix effects, the surrogate recovery was outside the acceptance limits.
- ND** Analyte NOT DETECTED at or above the reporting limit or MDL, if MDL is specified.
- RPD** Relative Percent Difference

ADDITIONAL COMMENTS

For TICs:

All identifications are tentative and concentrations are estimates based upon spectral comparison to the EPA/NIH library.

For 1,2-Diphenylhydrazine:

The result for 1,2-Diphenylhydrazine is based upon the reading of its breakdown product, Azobenzene.

For GRO (C4-C12):

GRO (C4-C12) is quantitated against a gasoline standard. Quantitation begins immediately following the methanol peak.

For Extractable Fuel Hydrocarbons (EFH, DRO, ORO) :

Unless otherwise noted, Extractable Fuel Hydrocarbons (EFH, DRO, ORO) are quantitated against a Diesel Fuel Standard.

TestAmerica Irvine

Joseph Doak
Project Manager

MWH-Pasadena/Boeing
618 Michillinda Avenue, Suite 200
Arcadia, CA 91007
Attention: Bronwyn Kelly

Project ID: Annual Outfall 002

Report Number: IRB0147

Sampled: 02/03/08
Received: 02/03/08

Certification Summary

TestAmerica Irvine

Method	Matrix	Nelac	California
EPA 120.1	Water	X	X
EPA 160.2	Water	X	X
EPA 160.5	Water	X	X
EPA 1664A	Water		
EPA 180.1	Water	X	X
EPA 200.7-Diss	Water	X	X
EPA 200.7	Water	X	X
EPA 200.8-Diss	Water	X	X
EPA 200.8	Water	X	X
EPA 218.6	Water	X	X
EPA 300.0	Water	X	X
EPA 314.0	Water	X	X
EPA 330.5	Water	X	X
EPA 335.2	Water	X	X
EPA 350.2	Water		X
EPA 405.1	Water	X	X
EPA 415.1	Water	X	X
EPA 608	Water	X	X
EPA 624 (MOD.)	Water		X
EPA 624	Water	X	X
EPA 625	Water	X	X
EPA 8015 Mod.	Water	X	X
EPA 8015B	Water	X	X
EPA 8260B-SIM	Water		
Filtration	Water	N/A	N/A
SM2340B	Water	X	X
SM2540C	Water	X	
SM5540-C	Water	X	X

Nevada and NELAP provide analyte specific accreditations. Analyte specific information for TestAmerica may be obtained by contacting the laboratory or visiting our website at www.testamericainc.com

Subcontracted Laboratories

Aquatic Testing Laboratories-SUB California Cert #1775

4350 Transport Street, Unit 107 - Ventura, CA 93003

Analysis Performed: Bioassay-7 dy Chronic
Samples: IRB0147-01

Analysis Performed: Bioassay-Acute 96hr
Samples: IRB0147-01

TestAmerica Irvine

Joseph Doak
Project Manager

The results pertain only to the samples tested in the laboratory. This report shall not be reproduced, except in full, without written permission from TestAmerica.

MWH-Pasadena/Boeing
618 Michillinda Avenue, Suite 200
Arcadia, CA 91007
Attention: Bronwyn Kelly

Project ID: Annual Outfall 002

Report Number: IRB0147

Sampled: 02/03/08
Received: 02/03/08

Eberline Services

2030 Wright Avenue - Richmond, CA 94804

Analysis Performed: Gamma Spec
Samples: IRB0147-01

Analysis Performed: Gross Alpha
Samples: IRB0147-01

Analysis Performed: Gross Beta
Samples: IRB0147-01

Analysis Performed: Radium, Combined
Samples: IRB0147-01

Analysis Performed: Strontium 90
Samples: IRB0147-01

Analysis Performed: Tritium
Samples: IRB0147-01

Analysis Performed: Uranium, Combined
Samples: IRB0147-01

Truesdail Laboratories-SUB California Cert #1237

14201 Franklin Avenue - Tustin, CA 92680

Analysis Performed: Hydrazine
Samples: IRB0147-01

Vista Analytical NELAC Cert #02102CA, California Cert #1640, Nevada Cert #CA-413

1104 Windfield Way - El Dorado Hills, CA 95762

Analysis Performed: 1613-Dioxin-HR-Alta
Samples: IRB0147-01

Weck Laboratories, Inc

14859 E. Clark Avenue - City of Industry, CA 91745

Method Performed: EPA 245.1
Samples: IRB0147-01

TestAmerica Irvine

Joseph Doak
Project Manager

The results pertain only to the samples tested in the laboratory. This report shall not be reproduced, except in full, without written permission from TestAmerica.

CHAIN OF CUSTODY FORM

Test America
Version 12/20/07

Client Name/Address: MWH-Arcadia 618 Michillinda Avenue, Suite 200 Arcadia, CA 91007			Project: Boeing-SSFL NPDES Annual Outfall 002			ANALYSIS REQUIRED													Field readings:														
Test America Contact: Joseph Doak Project Manager: Bronwyn Kelly Phone Number: (626) 568-6691 Fax Number: (626) 568-6515			Sampler: <i>mpearsal, J.</i> <i>Barraso, R.</i>			Sample Description	Sample Matrix	Container Type	# of Cont.	Sampling Date/Time	Preservative	Bottle #	Total Recoverable Metals: Cu, Pb, Hg, B, Ba, Fe, Mn, Sb, As, Be, Cd, Cr, Ni, Se, Ag, Tl, Zn, Co, V, Hardness as CaCO ₃	Cr (VI) (218.6)	Settleable Solids	TCDD (and all congeners)	Oil & Grease (1664-HDM)	Cyanide (total recoverable)	BOD ₅ (20 degrees C)	Surfactants (MBAS)	Cl ₂ , SO ₄ , NO ₃ +NO ₂ -N (F)	Perchlorate	Nitrate-N Nitrite-N	Turbidity, TDS, TSS, Conductivity	Ammonia-N (350.2)	Alpha BHC (608) + Pesticides + PP	2,4,6 TCP, 2,4 Dinitrotoluene, Bis(2-ethyl hexyl)phthalate, NDMA, PCP (SVOCs 625) + PP	Comments					
Outfall 002	W	1L Poly	1	02-03-08 13:00	HNO ₃	1A	X																								Temp = 50.2° pH = 8.09 Time of readings = 13:00		
Outfall 002 Dup	W	1L Poly	1		HNO ₃	1B	X																								24 IAI		
Outfall 002	W	1L Poly	1		?	1C								X																	24 IAI		
Outfall 002	W	1L Poly	1		None	2								X																			
Outfall 002	W	1L Amber	2		None	3A, 3B								X																			
Outfall 002	W	1L Amber	2		HCl	4A, 4B								X																			
Outfall 002	W	500 ml Poly	1		NaOH	5								X																			
Outfall 002	W	1L Poly	1		None	6								X																			
Outfall 002	W	500 ml Poly	2		None	7A, 7B								X																			
Outfall 002	W	500 ml Poly	2		None	8A, 8B								X																			
Outfall 002	W	500 ml Poly	1		None	9								X																			
Outfall 002	W	500 ml Poly	2		None	10A, 10B								X																			
Outfall 002	W	500 ml Poly	1		H ₂ SO ₄	11								X																			
Outfall 002	W	1L Amber	2		None	12A, 12B								X																			
Outfall 002	W	1L Amber	2		None	13A, 13B								X																			
Relinquished By	M. Barron		Date/Time: 2/3/08 1605		Received By		Date/Time: 2/3/08 1605															Turn around Time: (check) 24 Hours _____ 5 Days _____ 48 Hours _____ 10 Days _____ 72 Hours _____ Normal _____											
Relinquished By	B. Kelly		Date/Time: 2/3/08 1825		Received By		Date/Time: 2/3/08 1825															Sample Integrity: (check) Intact _____ On Ice: <u>2/3/08 1825</u>											
Relinquished By	B. Kelly		Date/Time: 2/3/08 1825		Received By		Date/Time: 2/3/08 1825																										

CHAIN OF CUSTODY FORM

Test America Version 12/20/07

Client Name/Address: MWH-Arcadia 618 Michillinda Avenue, Suite 200 Arcadia, CA 91007		Project: Boeing-SSFL NPDES Annual Outfall 002		Project Manager: Joseph Doak Bronwyn Kelly Phone Number: (626) 568-6691 Fax Number: (626) 568-6515		ANALYSIS REQUIRED Total Fesidual Chlorine Total Organic Carbon 1,4-Dioxane VOCs 624 + A+A+2C+E Cyclohexane + PP Freon 113, Freon 123A, VOCs 624 + xylenes +		Total Fesidual Chlorine Total Organic Carbon 1,4-Dioxane VOCs 624 + A+A+2C+E Cyclohexane + PP Freon 113, Freon 123A, VOCs 624 + xylenes +		Gross Alpha(90.0), Gross Beta(90.0), Tritium (H-3) (906.0), Sr-90 (905.0), Total Combined Radium 226 (903.0 or 903.1) & Radium 228 (904.0), Uranium (908.0), K-40, CS-137 (901.0 or 901.1)		PCBs 8015 - gas 8015 - diesel/jet fuel Monomethylhydrazine		Acute and Chronic Toxicity Total Dissolved Metals: Cu, Pb, Hg, B, Ba, Fe, Mn, Sb, As, Be, Cd, Cr, Ni, Se, Ag, TI, Zn, Co, V, Hardness as CaCO ₃		Comments	
Sample Description	Sample Matrix	Container Type	# of Cont.	Sampling Date/Time	Preservative	Bottle #	VOCs 624 + xylenes + Cyclohexane + PP	1,4-Dioxane	Total Organic Carbon	Total Fesidual Chlorine	Gross Alpha(90.0), Gross Beta(90.0), Tritium (H-3) (906.0), Sr-90 (905.0), Total Combined Radium 226 (903.0 or 903.1) & Radium 228 (904.0), Uranium (908.0), K-40, CS-137 (901.0 or 901.1)	PCBs	8015 - gas 8015 - diesel/jet fuel	Monomethylhydrazine	Acute and Chronic Toxicity	Comments	
Outfall 002	W	VOAs	5	02-07-08 13:00	HCl	14A, 14B, 14C, 14D, 14E	X										
Outfall 002	W	VOAs	3		None	15A, 15B, 15C	X										
Outfall 002	W	VOAs	3		HCl	16A, 16B, 16C		X									
Outfall 002	W	250 ml Glass	1		HCl	17			X								
Outfall 002	W	150 ml Poly	1		None	18				X							
Outfall 002	W	2.5 Gal Cube	1		None	19A					X					Unfiltered and unpreserved analysis	
Outfall 002	W	1L Amber	1		None	19B						X					
Outfall 002	W	1L Amber	2		None	20A, 20B							X				
Outfall 002	W	VOAs	1		HCl	21A											
Outfall 002	W	VOAs	2		HCl	21B, 21C											
Outfall 002	W	1L Amber	1		None	22A							X				
Outfall 002	W	1L Amber	1		None	22B											
Outfall 002	W	1L Amber	2		None	23A, 23B								X			
Outfall 002	W	1 Gal Cube	2		None	24A, 24B											
Outfall 002	W	1L Poly	1	02-07-08 12:00	None	25										Filter w/in 24hrs of receipt at lab.	
Trip Blanks	W	VOAs	3		HCl	26A, 26B, 26C											
Trip Blanks	W	VOAs	3		None	27A, 27B, 27C											
Relinquished By	A. B. Bant		Date/Time: 2/3/08 1605		Received By: B. D. K. Green		Date/Time: 2/3/08 1605		Turn around Time: (check) 24 Hours _____ 5 Days _____		Sample Integrity: (check) Intact _____ Normal _____		On Ice: _____		7.275.0		
Relinquished By	B. D. K. Green		Date/Time: 2/3/08 1825		Received By: [Signature]		Date/Time: 2/3/08 1825		Turn around Time: (check) 24 Hours _____ 5 Days _____		Sample Integrity: (check) Intact _____ Normal _____		On Ice: _____		7.275.0		
Relinquished By	[Signature]		Date/Time: 2/3/08 1825		Received By: [Signature]		Date/Time: 2/3/08 1825		Turn around Time: (check) 24 Hours _____ 5 Days _____		Sample Integrity: (check) Intact _____ Normal _____		On Ice: _____		7.275.0		

LABORATORY REPORT



"dedicated to providing quality aquatic toxicity testing"

4350 Transport Street, Unit 107
Ventura, CA 93003
(805) 650-0546 FAX (805) 650-0756
CA DOHS ELAP Cert. No.: 1775

Date: February 12, 2008
Client: TestAmerica - Irvine
17461 Derian Ave., Suite 100
Irvine, CA 92614
Attn: Joseph Doak

Laboratory No.: A-08020403-001
Sample ID.: IRB0147-01 (Outfall 002)

Sample Control: The sample was received by ATL within the recommended hold time, in a chilled state, and with the chain of custody record attached. Testing was conducted on only one sample per client instruction.


Date Sampled: 02/03/08
Date Received: 02/04/08
Temp. Received: 4°C
Chlorine (TRC): 0.0 mg/l
Date Tested: 02/04/08 to 02/11/08

Sample Analysis: The following analyses were performed on your sample:
Fathead Minnow 96hr Percent Survival Bioassay (EPA Method 2000.0),
Ceriodaphnia dubia Survival and Reproduction Test (EPA Method 1002).
Attached are the test data generated from the analysis of your sample.

Result Summary:

Acute:	<u>Survival</u>	<u>TUa</u>
Fathead Minnow:	100%	0.0
Chronic:	<u>NOEC</u>	<u>TUc</u>
<i>Ceriodaphnia</i> Survival:	100%	1.0
<i>Ceriodaphnia</i> Reproduction:	100%	1.0

Quality Control: Reviewed and approved by:


Joseph A. LeMay
Laboratory Director

FATHEAD MINNOW PERCENT SURVIVAL TEST
EPA Method 2000.0



Lab No.: A-08020403-001

Client/ID: TestAmerica - IRB0147-01 (Outfall 002)

Start Date: 02/04/2008

TEST SUMMARY

Species: *Pimephales promelas*.

Age: 14 (1-14) days.

Regulations: NPDES.

Test solution volume: 250 ml.

Feeding: prior to renewal at 48 hrs.

Number of replicates: 2.

Dilution water: Moderately hard reconstituted water.

Photoperiod: 16/8 hrs light/dark.

Source: In-laboratory Culture.

Test type: Static-Renewal.

Test Protocol: EPA-821-R-02-012.

Endpoints: Percent Survival at 96 hrs.

Test chamber: 600 ml beakers.

Temperature: 20 +/- 1°C.

Number of fish per chamber: 10.

QA/QC Batch No.: RT-080204.

TEST DATA

		°C	DO	pH	# Dead		Analyst & Time of Readings
					A	B	
INITIAL	Control	20.1	8.6	7.8	0	0	R 1400
	100%	19.7	9.8	7.7	0	0	
24 Hr	Control	19.3	7.8	7.5	0	0	R 1330
	100%	19.3	7.8	7.5	0	0	
48 Hr	Control	19.5	7.6	7.7	0	0	R 1400
	100%	19.5	7.3	7.7	0	0	
Renewal	Control	20.5	8.8	7.8	0	0	R 1400
	100%	19.8	11.1	7.7	0	0	
72 Hr	Control	19.3	8.0	7.4	0	0	R 1200
	100%	19.4	8.2	7.4	0	0	
96 Hr	Control	19.5	8.2	7.3	0	0	R 1300
	100%	19.7	8.2	7.6	0	0	

Comments:

Sample as received: Chlorine: 0.0 mg/l; pH: 7.7; Conductivity: 388 umho; Temp: 4°C;

DO: 9.8 mg/l; Alkalinity: 85 mg/l; Hardness: 146 mg/l; NH₃-N: 0.3 mg/l.

Sample aerated moderately (approx. 500 ml/min) to raise or lower DO? Yes / No

Control: Alkalinity: 64 mg/l; Hardness: 96 mg/l; Conductivity: 290 umho.

Test solution aerated (not to exceed 100 bubbles/min) to maintain DO >4.0 mg/l? Yes / No

Sample used for renewal is the original sample kept at 0-6°C with minimal headspace.

Dissolved Oxygen (DO) readings in mg/l O₂.

RESULTS

Percent Survival In: Control: 100 % 100% Sample: 100 %

CERIODAPHNIA SURVIVAL AND REPRODUCTION TEST

- *Test and Results Summary*
- *Data Summary and Statistical Analyses*
- *Raw Test Data: Water Quality & Test Organism Measurements*

**CERIODAPHNIA CHRONIC BIOASSAY
EPA METHOD 1002.0**



Lab No.: A-08020403-001
Client/ID: Test America - IRB0147-01 (Outfall 002)

Date Tested: 02/04/08 to 02/11/08

TEST SUMMARY

Test type: Daily static-renewal.
Species: *Ceriodaphnia dubia*.
Age: < 24 hrs; all released within 8 hrs.
Test vessel size: 30 ml.
Number of test organisms per vessel: 1.
Temperature: 25 +/- 1°C.
Dilution water: Mod. hard reconstituted (MHRW).
QA/QC Batch No.: RT-080204.

Endpoints: Survival and Reproduction.
Source: In-laboratory culture.
Food: .1 ml YTC, algae per day.
Test solution volume: 15 ml.
Number of replicates: 10.
Photoperiod: 16/8 hrs. light/dark cycle.
Test duration: 7 days.
Statistics: ToxCalc computer program.

RESULTS SUMMARY

Sample Concentration	Percent Survival	Mean Number of Young Per Female
Control	100%	24.5
100% Sample	100%	25.7
Sample not statistically significantly less than Control for either endpoint.		

CHRONIC TOXICITY

Survival NOEC	100%
Survival TUc	1.0
Reproduction NOEC	100%
Reproduction TUc	1.0

QA/QC TEST ACCEPTABILITY

Parameter	Result
Control survival ≥80%	Pass (100% survival)
≥15 young per surviving control female	Pass (24.5 young)
>60% surviving controls had 3 broods	Pass (100% with 3 broods)
PMSD <47% for reproduction; if >47% and no toxicity at IWC, the test must be repeated	Pass (PMSD = 5.4%)
Statistically significantly different concentrations relative difference > 13%	Pass (no concentration significantly different)
Concentration response relationship acceptable	Pass (no significant response at concentration tested)

Ceriodaphnia Survival and Reproduction Test-7 Day Survival

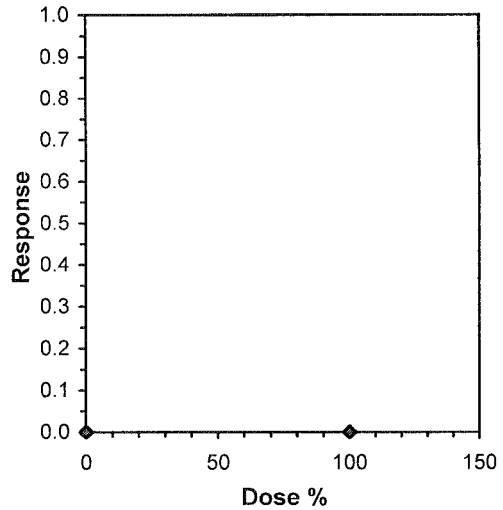
Start Date: 2/4/2008 15:00 Test ID: 8020403c Sample ID: Outfall 002
 End Date: 2/11/2008 14:00 Lab ID: CAATL-Aquatic Testing Labs Sample Type: EFF2-Industrial
 Sample Date: 2/3/2008 13:00 Protocol: FWCH-EPA-821-R-02-013 Test Species: CD-Ceriodaphnia dubia
 Comments:

Conc-%	1	2	3	4	5	6	7	8	9	10
D-Control	1.0000	1.0000	1.0000	1.0000	1.0000	1.0000	1.0000	1.0000	1.0000	1.0000
100	1.0000	1.0000	1.0000	1.0000	1.0000	1.0000	1.0000	1.0000	1.0000	1.0000

Conc-%	Mean	N-Mean	Resp	Not Resp	Total	N	Fisher's Exact P	1-Tailed Critical	Isotonic Mean	N-Mean
D-Control	1.0000	1.0000	0	10	10	10			1.0000	1.0000
100	1.0000	1.0000	0	10	10	10	1.0000	0.0500	1.0000	1.0000

Hypothesis Test (1-tail, 0.05)	NOEC	LOEC	ChV	TU
Fisher's Exact Test	100	>100		1
Treatments vs D-Control				

Linear Interpolation (200 Resamples)				
Point	%	SD	95% CL	Skew
IC05	>100			
IC10	>100			
IC15	>100			
IC20	>100			
IC25	>100			
IC40	>100			
IC50	>100			



Ceriodaphnia Survival and Reproduction Test-Reproduction

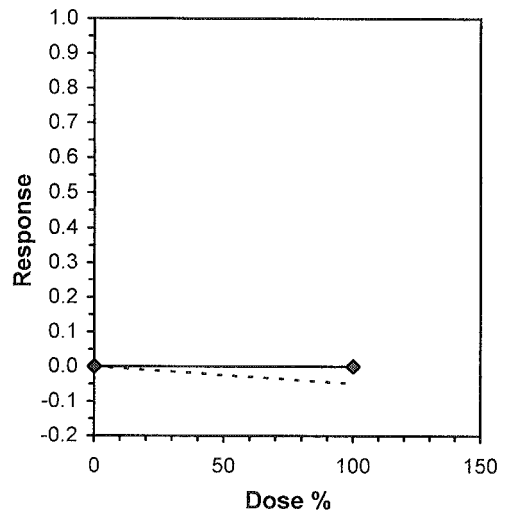
Start Date: 2/4/2008 15:00 Test ID: 8020403c Sample ID: Outfall 002
 End Date: 2/11/2008 14:00 Lab ID: CAATL-Aquatic Testing Labs Sample Type: EFF2-Industrial
 Sample Date: 2/3/2008 13:00 Protocol: FWCH-EPA-821-R-02-013 Test Species: CD-Ceriodaphnia dubia
 Comments:

Conc-%	1	2	3	4	5	6	7	8	9	10
D-Control	25.000	25.000	22.000	24.000	26.000	26.000	27.000	25.000	24.000	21.000
100	28.000	26.000	26.000	25.000	26.000	26.000	25.000	23.000	24.000	28.000

Conc-%	Mean	N-Mean	Transform: Untransformed				N	t-Stat	1-Tailed Critical	MSD	Isotonic	
			Mean	Min	Max	CV%					Mean	N-Mean
D-Control	24.500	1.0000	24.500	21.000	27.000	7.514	10				25.100	1.0000
100	25.700	1.0490	25.700	23.000	28.000	6.097	10	-1.570	1.734	1.326	25.100	1.0000

Auxiliary Tests	Statistic	Critical	Skew	Kurt		
Shapiro-Wilk's Test indicates normal distribution (p > 0.05)	0.9443	0.905	-0.4677	-0.178		
F-Test indicates equal variances (p = 0.64)	1.38009	6.54109				
Hypothesis Test (1-tail, 0.05)	MSDu	MSDp	MSB	MSE	F-Prob	df
Homoscedastic t Test indicates no significant differences Treatments vs D-Control	1.32567	0.05411	7.2	2.92222	0.1339	1, 18

Point	%	SD	Linear Interpolation (200 Resamples)	
			95% CL	Skew
IC05	>100			
IC10	>100			
IC15	>100			
IC20	>100			
IC25	>100			
IC40	>100			
IC50	>100			



CERIODAPHNIA DUBIA CHRONIC BIOASSAY
EPA METHOD 1002.0 Raw Data Sheet



Lab No.: A-08020403-001

Client ID: TestAmerica - IRB0147-01 (Outfall 002)

Start Date: 02/04/2008

		DAY 1		DAY 2		DAY 3		DAY 4		DAY 5		DAY 6		DAY 7	
		0 hr	24hr	0 hr	24hr	0 hr	24hr	0 hr	24hr	0 hr	24hr	0 hr	24hr	0 hr	24hr
Analyst Initials:		R	R	R	R	R	R	R	R	R	R	R	R	R	R
Time of Readings:		1500	1600	1600	1600	1600	1600	1600	1500	1500	1400	1400	1330	1330	1400
Control	DO	7.8	8.3	7.8	8.4	7.3	8.3	8.3	8.4	8.1	7.9	7.8	7.9	7.9	8.0
	pH	7.4	7.7	7.5	7.9	7.7	7.8	7.6	7.5	7.5	7.3	7.5	7.4	7.5	7.9
	Temp	24.9	24.2	24.9	24.7	25.3	24.9	25.6	25.0	25.2	25.2	25.3	24.5	24.9	24.2
100%	DO	8.4	8.3	10.8	8.7	10.4	8.6	10.9	8.3	11.6	10.0	11.2	10.1	11.1	8.2
	pH	7.5	7.7	7.6	7.9	7.7	7.5	7.1	7.5	7.4	7.2	7.5	7.2	7.5	7.7
	Temp	24.6	24.2	24.4	24.8	24.5	24.8	24.9	25.0	25.0	25.1	24.8	24.4	25.0	24.8

Additional Parameters	Control	100% Sample
Conductivity (umohms)	301	388
Alkalinity (mg/l CaCO ₃)	68	85
Hardness (mg/l CaCO ₃)	98	166
Ammonia (mg/l NH ₃ -N)	0.1	0.3

Source of Neonates											
Replicate:	A	B	C	D	E	F	G	H	I	J	
Brood ID:	3A	3C	3D	3E	3E	4A	4C	4F	4G	4H	

Sample	Day	Number of Young Produced										Total Live Young	No. Live Adults	Analyst Initials
		A	B	C	D	E	F	G	H	I	J			
Control	1	0	0	0	0	0	0	0	0	0	0	0	10	R
	2	0	0	0	0	0	0	0	0	0	0	0	10	R
	3	4	3	2	3	3	3	3	3	3	4	31	10	R
	4	6	0	0	0	0	7	7	0	0	0	20	10	R
	5	0	6	8	7	6	16	0	6	7	5	61	10	R
	6	15	0	0	14	0	0	17	0	0	0	46	10	R
	7	15	16	12	0	17	16	15	16	14	12	87	10	R
	Total	25	25	22	24	26	26	27	25	24	21	245	10	R
100%	1	0	0	0	0	0	0	0	0	0	0	0	10	R
	2	0	0	0	0	0	0	0	0	0	0	0	10	R
	3	4	4	3	2	2	4	2	3	3	3	30	10	R
	4	6	7	7	8	8	6	7	6	7	7	69	10	R
	5	0	0	16	0	0	16	0	0	0	0	32	10	R
	6	18	0	0	0	0	0	0	0	0	0	18	10	R
	7	16	15	12	15	16	15	16	14	14	18	108	10	R
	Total	28	26	26	25	26	26	25	23	24	28	257	10	R

Circled fourth brood not used in statistical analysis.

7th day only used if <60% of the surviving control females have produced their third brood.

SUBCONTRACT ORDER

TestAmerica Irvine

IRB0147

SENDING LABORATORY:

TestAmerica Irvine
17461 Derian Avenue, Suite 100
Irvine, CA 92614
Phone: (949) 261-1022
Fax: (949) 260-3297
Project Manager: Joseph Doak

RECEIVING LABORATORY:

Aquatic Testing Laboratories-SUB
4350 Transport Street, Unit 107
Ventura, CA 93003
Phone : (805) 650-0546
Fax: (805) 650-0756
Project Location: California
Receipt Temperature: 4 °C Ice: Y / N

Analysis	Units	Due	Expires	Comments
Sample ID: IRB0147-01	Water		Sampled: 02/03/08 13:00	
Bioassay-7 dy Chrnrc	N/A	02/13/08	02/05/08 01:00	Cerio, EPA/821-R02-013, Sub to AqTox Labs
Bioassay-Acute 96hr	% Survival	02/13/08	02/05/08 01:00	FH minnow, EPA/821-R02-012, Sub to AqTox Labs
Level 4 Data Package - Out	N/A	02/13/08	03/02/08 13:00	
<i>Containers Supplied:</i>				
1 gal Poly (AT)	1 gal Poly (AU)			

Released By

Date/Time

[Signature]
2/4/08 1100

Received By

Date/Time

[Signature] 2/4/08 705
[Signature] 2-4-8 1100

Released By

Date/Time

Received By

Date/Time



***REFERENCE
TOXICANT
DATA***

FATHEAD MINNOW ACUTE
Method 2000.0
Reference Toxicant - SDS



QA/QC Batch No.: RT-080204

TEST SUMMARY

Species: *Pimephales promelas*.

Age: 14 days old.

Regulations: NPDES.

Test chamber volume: 250 ml.

Feeding: Prior to renewal at 48 hrs.

Temperature: 20 +/- 1°C.

Number of replicates: 2.

Dilution water: MHSF.

Source: In-lab culture.

Test type: Static-Renewal.

Test Protocol: EPA-821-R-02-012.

Endpoints: LC50 at 96 hrs.

Test chamber: 600 ml glass beakers.

Aeration: None.

Number of organisms per chamber: 10.

Photoperiod: 16/8 hrs light/dark.

TEST DATA

Date/Time:	INITIAL			24 Hr			48 Hr						
	<u>2-4-08 1430</u>			<u>2-5-08 1330</u>			<u>2-6-08 1430</u>						
	<u>Rm</u>			<u>Rm</u>			<u>Rm</u>						
	°C	DO	pH	°C	DO	pH	# Dead		°C	DO	pH	# Dead	
A							B	A				B	
Control	<u>19.8</u>	<u>8.4</u>	<u>7.4</u>	<u>19.1</u>	<u>7.9</u>	<u>7.5</u>	<u>0</u>	<u>0</u>	<u>19.4</u>	<u>7.2</u>	<u>7.6</u>	<u>0</u>	<u>0</u>
1.0 mg/l	<u>19.9</u>	<u>8.4</u>	<u>7.5</u>	<u>19.1</u>	<u>7.8</u>	<u>7.4</u>	<u>0</u>	<u>0</u>	<u>19.4</u>	<u>6.9</u>	<u>7.6</u>	<u>0</u>	<u>0</u>
2.0 mg/l	<u>19.9</u>	<u>8.5</u>	<u>7.5</u>	<u>19.0</u>	<u>7.6</u>	<u>7.4</u>	<u>0</u>	<u>0</u>	<u>19.4</u>	<u>6.6</u>	<u>7.5</u>	<u>0</u>	<u>0</u>
4.0 mg/l	<u>20.0</u>	<u>8.5</u>	<u>7.5</u>	<u>19.0</u>	<u>8.0</u>	<u>7.4</u>	<u>0</u>	<u>1</u>	<u>19.4</u>	<u>6.7</u>	<u>7.5</u>	<u>2</u>	<u>0</u>
8.0 mg/l	<u>20.0</u>	<u>8.6</u>	<u>7.5</u>	<u>19.1</u>	<u>8.0</u>	<u>7.4</u>	<u>10</u>	<u>10</u>	<u>—</u>	<u>—</u>	<u>—</u>	<u>—</u>	<u>—</u>

Date/Time:	RENEWAL			72 Hr			96 Hr						
	<u>2-6-08 1430</u>			<u>2-7-08 1200</u>			<u>2-8-08 1300</u>						
	<u>Rm</u>			<u>Rm</u>			<u>Rm</u>						
	°C	DO	pH	°C	DO	pH	# Dead		°C	DO	pH	# Dead	
A							B	A				B	
Control	<u>20.3</u>	<u>8.9</u>	<u>7.8</u>	<u>19.4</u>	<u>7.5</u>	<u>7.7</u>	<u>0</u>	<u>0</u>	<u>19.2</u>	<u>8.0</u>	<u>7.5</u>	<u>0</u>	<u>0</u>
1.0 mg/l	<u>20.3</u>	<u>8.9</u>	<u>7.8</u>	<u>19.3</u>	<u>7.5</u>	<u>7.6</u>	<u>0</u>	<u>0</u>	<u>19.2</u>	<u>8.0</u>	<u>7.5</u>	<u>0</u>	<u>0</u>
2.0 mg/l	<u>20.3</u>	<u>8.8</u>	<u>7.8</u>	<u>19.3</u>	<u>7.7</u>	<u>7.5</u>	<u>0</u>	<u>0</u>	<u>19.3</u>	<u>8.1</u>	<u>7.4</u>	<u>0</u>	<u>0</u>
4.0 mg/l	<u>20.3</u>	<u>8.8</u>	<u>7.8</u>	<u>19.3</u>	<u>7.6</u>	<u>7.5</u>	<u>0</u>	<u>0</u>	<u>19.3</u>	<u>8.2</u>	<u>7.4</u>	<u>0</u>	<u>1</u>
8.0 mg/l	<u>—</u>	<u>—</u>	<u>—</u>	<u>—</u>	<u>—</u>	<u>—</u>	<u>—</u>	<u>—</u>	<u>—</u>	<u>—</u>	<u>—</u>	<u>—</u>	<u>—</u>

Comments: Control: Alkalinity: 64 mg/l; Hardness: 96 mg/l; Conductivity: 289 umho.

SDS: Alkalinity: 64 mg/l; Hardness: 27 mg/l; Conductivity: 290 umho.

Concentration-response relationship acceptable? (see attached computer analysis):

Yes (response curve normal)

No (dose interrupted indicated or non-normal)

Acute Fish Test-96 Hr Survival

Start Date: 2/4/2008 14:30 Test ID: RT-080204 Sample ID: REF-Ref Toxicant
 End Date: 2/8/2008 13:00 Lab ID: CAATL-Aquatic Testing Labs Sample Type: SDS-Sodium dodecyl sulfate
 Sample Date: 2/4/2008 Protocol: ACUTE-EPA-821-R-02-012 Test Species: PP-Pimephales promelas

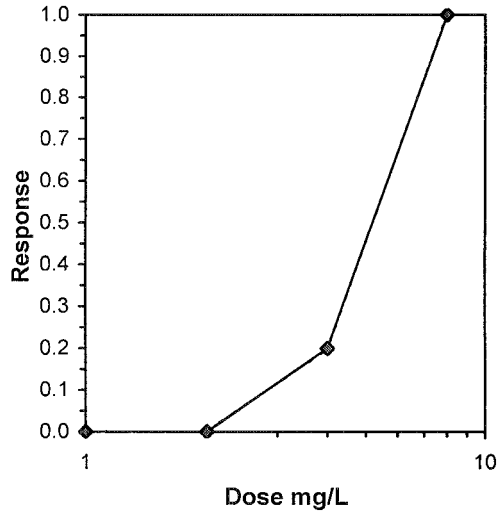
Comments:

Conc-mg/L	1	2
D-Control	1.0000	1.0000
1	1.0000	1.0000
2	1.0000	1.0000
4	0.8000	0.8000
8	0.0000	0.0000

Conc-mg/L	Transform: Arcsin Square Root							Number Resp	Total Number
	Mean	N-Mean	Mean	Min	Max	CV%	N		
D-Control	1.0000	1.0000	1.4120	1.4120	1.4120	0.000	2	0	20
1	1.0000	1.0000	1.4120	1.4120	1.4120	0.000	2	0	20
2	1.0000	1.0000	1.4120	1.4120	1.4120	0.000	2	0	20
4	0.8000	0.8000	1.1071	1.1071	1.1071	0.000	2	4	20
8	0.0000	0.0000	0.1588	0.1588	0.1588	0.000	2	20	20

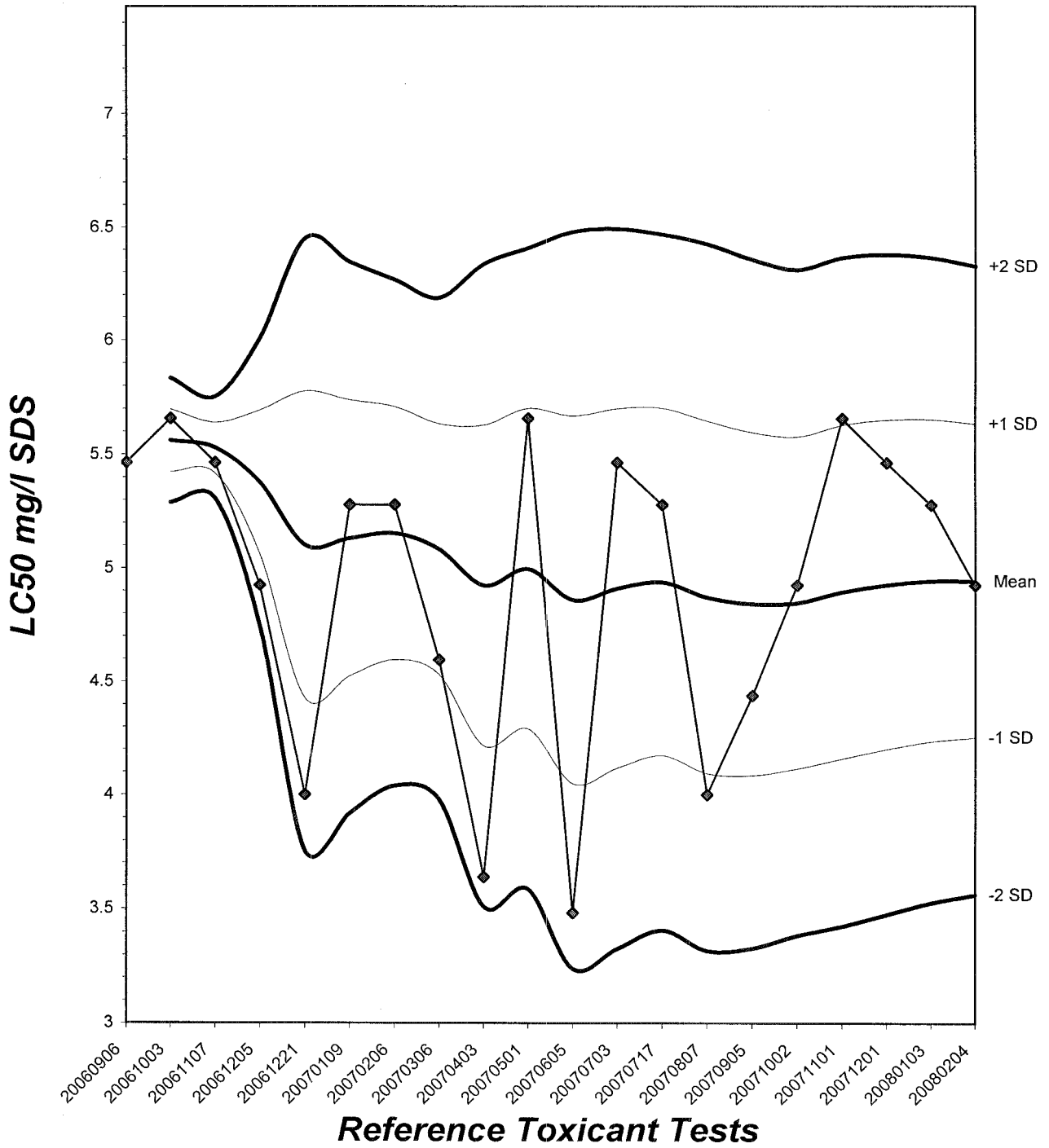
Auxiliary Tests	Statistic	Critical	Skew	Kurt
Normality of the data set cannot be confirmed				
Equality of variance cannot be confirmed				

Trimmed Spearman-Kärber			
Trim Level	EC50	95% CL	
0.0%	4.9246	4.3503	5.5747
5.0%	5.0215	4.3576	5.7866
10.0%	5.1038	4.2923	6.0686
20.0%	5.1874	4.7084	5.7150
Auto-0.0%	4.9246	4.3503	5.5747



Fathead Minnow Acute Laboratory Control Chart

CV% = 14



TEST ORGANISM LOG



FATHEAD MINNOW - LARVAL (*Pimephales promelas*)

QA/QC BATCH NO.: RT-080204

SOURCE: In-Lab Culture

DATE HATCHED: 01-21-08

APPROXIMATE QUANTITY: 400

GENERAL APPEARANCE: good

MORTALITIES 48 HOURS PRIOR TO
TO USE IN TESTING: 0

DATE USED IN LAB: 2/4/08

AVERAGE FISH WEIGHT: 0.006 gm

TEST LOADING LIMITS: 0.65 gm/liter

200 ml test solution volume = 0.013 gm mean fish weight limit

250 ml test solution volume = 0.016 gm mean fish weight limit

ACCLIMATION WATER QUALITY:

Temp.: 19.8 °C

pH: 7.4

Ammonia: 0.1 mg/l NH₃-N

DO: 8.4 mg/l

Alkalinity: 64 mg/l

Hardness: 96 mg/l

READINGS RECORDED BY: [Signature]

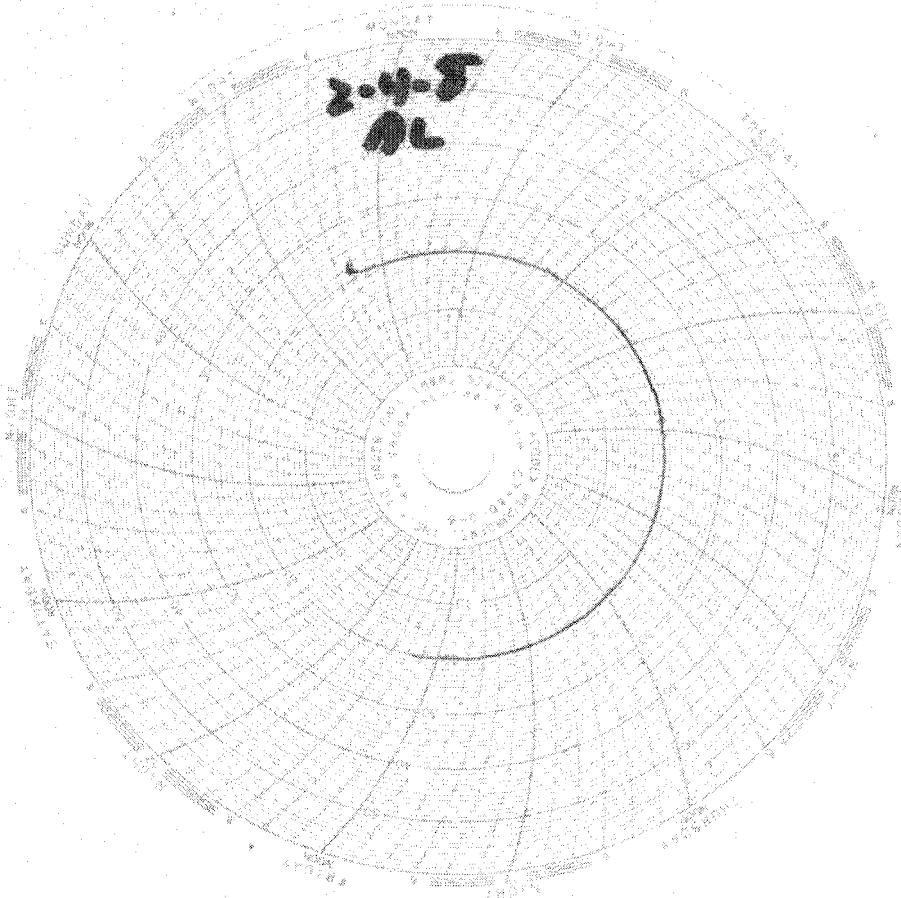
DATE: 2-4-8

Laboratory Temperature Chart

QA/QC Batch No: RT-080202

Date Tested: 02/02/08 to 02/06/08

Acceptable Range: 20+/- 1°C



CERIODAPHNIA SURVIVAL AND REPRODUCTION TEST

- *Test and Results Summary*
- *Data Summary and Statistical Analyses*
- *Raw Test Data: Water Quality & Test Organism Measurements*

CERIODAPHNIA CHRONIC BIOASSAY
EPA METHOD 1002.0
REFERENCE TOXICANT - NaCl



QA/QC Batch No.: RT-080204

Date Tested: 02/04/08 to 02/11/08

TEST SUMMARY

Test type: Daily static-renewal.
 Species: *Ceriodaphnia dubia*.
 Age: < 24 hrs; all released within 8 hrs.
 Test vessel size: 30 ml.
 Number of test organisms per vessel: 1.
 Temperature: 25 +/- 1°C.
 Dilution water: Mod. hard reconstituted (MHRW).
 Reference Toxicant: Sodium chloride (NaCl).

Endpoints: Survival and Reproduction.
 Source: In-laboratory culture.
 Food: .1 ml YTC, algae per day.
 Test solution volume: 20 ml.
 Number of replicates: 10.
 Photoperiod: 16/8 hrs. light/dark cycle.
 Test duration: 7 days.
 Statistics: ToxCalc computer program.

RESULTS SUMMARY

Sample Concentration	Percent Survival		Mean Number of Young Per Female	
Control	100%		25.3	
0.25 g/l	100%		26.4	
0.5 g/l	100%		26.5	
1.0 g/l	100%		18.5	*
2.0 g/l	90%		7.2	*
4.0 g/l	0%	*	0	**

* Statistically significantly less than control at P = 0.05 level
 ** Reproduction data from concentrations greater than survival NOEC are excluded from statistical analysis.

CHRONIC TOXICITY

Survival LC50	2.6 g/l
Reproduction IC25	0.93 g/l

QA/QC TEST ACCEPTABILITY

Parameter	Result
Control survival ≥ 80%	Pass (100% Survival)
≥ 15 young per surviving control female	Pass (25.3 young)
≥ 60% surviving controls had 3 broods	Pass (100% with 3 broods)
PMSD < 47% for reproduction	Pass (PMSD = 9.9%)
Stat. sig. diff. conc. relative difference > 13%	Pass (Stat. sig. diff. conc. = 26.9%)
Concentration response relationship acceptable	Pass (Response curve normal)

Ceriodaphnia Survival and Reproduction Test-7 Day Survival

Start Date: 2/4/2008 15:00 Test ID: RT-080204c Sample ID: REF-Ref Toxicant
 End Date: 2/11/2008 14:00 Lab ID: CAATL-Aquatic Testing Labs Sample Type: NACL-Sodium chloride
 Sample Date: 2/4/2008 Protocol: FWCH-EPA-821-R-02-013 Test Species: CD-Ceriodaphnia dubia

Comments:

Conc-gm/L	1	2	3	4	5	6	7	8	9	10
D-Control	1.0000	1.0000	1.0000	1.0000	1.0000	1.0000	1.0000	1.0000	1.0000	1.0000
0.25	1.0000	1.0000	1.0000	1.0000	1.0000	1.0000	1.0000	1.0000	1.0000	1.0000
0.5	1.0000	1.0000	1.0000	1.0000	1.0000	1.0000	1.0000	1.0000	1.0000	1.0000
1	1.0000	1.0000	1.0000	1.0000	1.0000	1.0000	1.0000	1.0000	1.0000	1.0000
2	1.0000	1.0000	1.0000	1.0000	0.0000	1.0000	1.0000	1.0000	1.0000	1.0000
4	0.0000	0.0000	0.0000	0.0000	0.0000	0.0000	0.0000	0.0000	0.0000	0.0000

Conc-gm/L	Mean	N-Mean	Resp	Not Resp	Total	N	Fisher's Exact P	1-Tailed Critical	Number Resp	Total Number
D-Control	1.0000	1.0000	0	10	10	10			0	10
0.25	1.0000	1.0000	0	10	10	10	1.0000	0.0500	0	10
0.5	1.0000	1.0000	0	10	10	10	1.0000	0.0500	0	10
1	1.0000	1.0000	0	10	10	10	1.0000	0.0500	0	10
2	0.9000	0.9000	1	9	10	10	0.5000	0.0500	1	10
4	0.0000	0.0000	10	0	10	10			10	10

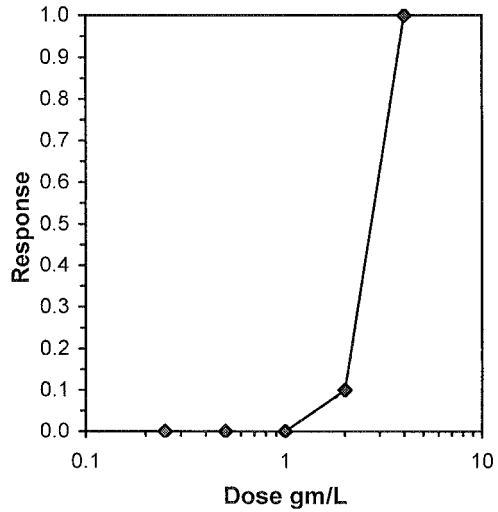
Hypothesis Test (1-tail, 0.05) NOEC LOEC ChV TU

Fisher's Exact Test 2 4 2.82843

Treatments vs D-Control

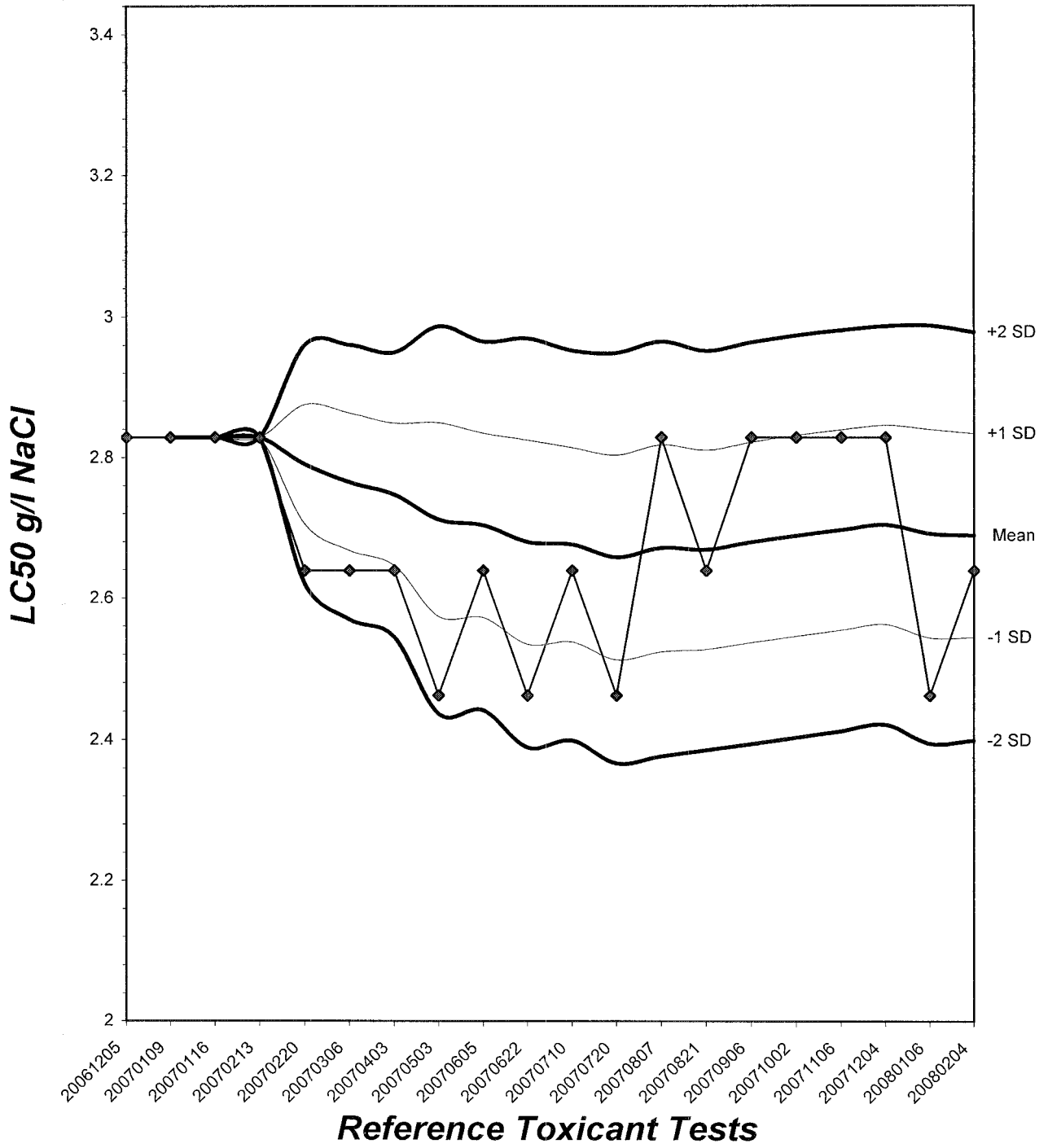
Trimmed Spearman-Kärber

Trim Level	EC50	95% CL	
0.0%	2.6390	2.3138	3.0099
5.0%	2.6984	2.2899	3.1798
10.0%	2.7216	2.5094	2.9517
20.0%	2.7216	2.5094	2.9517
Auto-0.0%	2.6390	2.3138	3.0099



Ceriodaphnia Chronic Survival Laboratory Control Chart

CV% = 5.38



Ceriodaphnia Survival and Reproduction Test-Reproduction

Start Date: 2/4/2008 15:00 Test ID: RT-080204c Sample ID: REF-Ref Toxicant
 End Date: 2/11/2008 14:00 Lab ID: CAATL-Aquatic Testing Labs Sample Type: NACL-Sodium chloride
 Sample Date: 2/4/2008 Protocol: FWCH-EPA-821-R-02-013 Test Species: CD-Ceriodaphnia dubia

Comments:

Conc-gm/L	1	2	3	4	5	6	7	8	9	10
D-Control	24.000	22.000	25.000	29.000	25.000	25.000	24.000	26.000	27.000	26.000
0.25	25.000	26.000	29.000	27.000	26.000	25.000	27.000	27.000	25.000	27.000
0.5	25.000	27.000	26.000	30.000	25.000	27.000	27.000	28.000	26.000	24.000
1	19.000	22.000	24.000	17.000	14.000	18.000	20.000	18.000	16.000	17.000
2	12.000	8.000	4.000	4.000	3.000	2.000	6.000	12.000	11.000	10.000
4	0.000	0.000	0.000	0.000	0.000	0.000	0.000	0.000	0.000	0.000

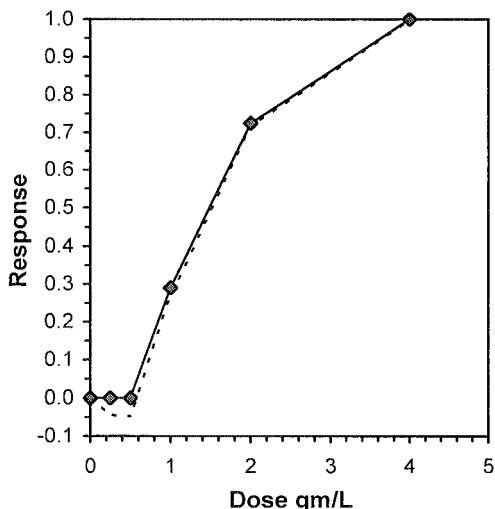
Conc-gm/L	Transform: Untransformed							Rank Sum	1-Tailed Critical	Isotonic	
	Mean	N-Mean	Mean	Min	Max	CV%	N			Mean	N-Mean
D-Control	25.300	1.0000	25.300	22.000	29.000	7.465	10			26.067	1.0000
0.25	26.400	1.0435	26.400	25.000	29.000	4.791	10	126.00	76.00	26.067	1.0000
0.5	26.500	1.0474	26.500	24.000	30.000	6.475	10	124.50	76.00	26.067	1.0000
*1	18.500	0.7312	18.500	14.000	24.000	15.759	10	57.50	76.00	18.500	0.7097
*2	7.200	0.2846	7.200	2.000	12.000	53.911	10	55.00	76.00	7.200	0.2762
4	0.000	0.0000	0.000	0.000	0.000	0.000	10			0.000	0.0000

Auxiliary Tests	Statistic	Critical	Skew	Kurt
Shapiro-Wilk's Test indicates normal distribution (p > 0.05)	0.96604	0.947	0.25066	0.00896
Bartlett's Test indicates unequal variances (p = 9.42E-03)	13.4148	13.2767		

Hypothesis Test (1-tail, 0.05)	NOEC	LOEC	ChV	TU
Steel's Many-One Rank Test	0.5	1	0.70711	
Treatments vs D-Control				

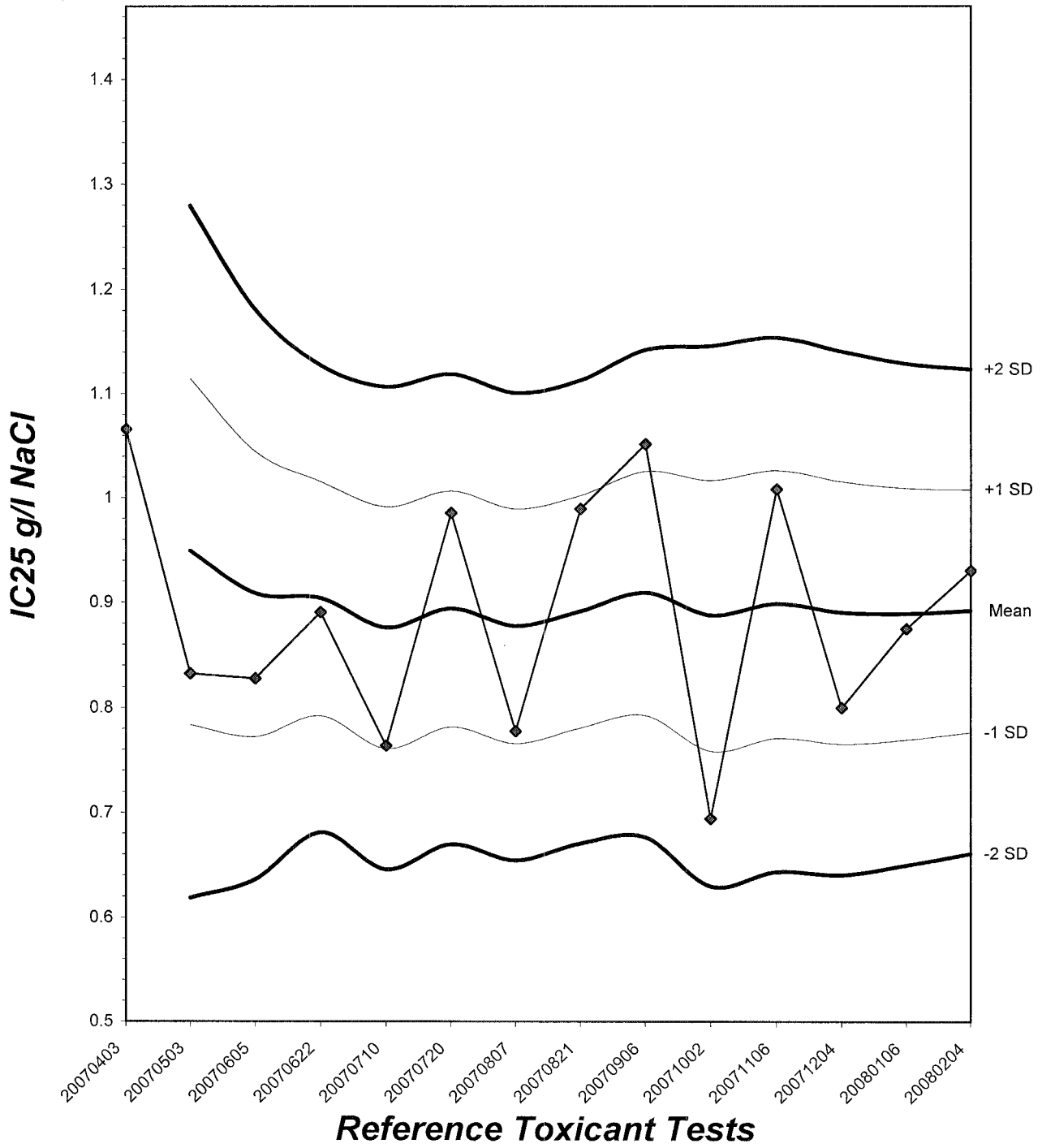
Linear Interpolation (200 Resamples)

Point	gm/L	SD	95% CL	Skew
IC05	0.5861	0.0133	0.5527 0.6099	-0.7096
IC10	0.6722	0.0221	0.6345 0.7198	0.3536
IC15	0.7584	0.0319	0.7090 0.8296	0.5420
IC20	0.8445	0.0421	0.7795 0.9395	0.5923
IC25	0.9306	0.0516	0.8512 1.0476	0.5147
IC40	1.2531	0.0676	1.1276 1.3772	-0.0019
IC50	1.4838	0.0691	1.3665 1.6234	0.2328



Ceriodaphnia Chronic Reproduction Laboratory Control Chart

CV% = 13



CERIODAPHNIA DUBIA CHRONIC BIOASSAY

Reference Toxicant - NaCl

Reproduction and Survival Raw Data Sheet



QA/QC No.: RT-080204

Start Date: 02/04/2008

Sample	Day	Number of Young Produced										Total Live Young	No. Live Adults	Analyst Initials
		A	B	C	D	E	F	G	H	I	J			
Control	1	0	0	0	0	0	0	0	0	0	0	0	10	R
	2	0	0	0	0	0	0	0	0	0	0	0	10	R
	3	4	3	3	4	4	3	3	4	3	3	34	10	R
	4	0	7	6	0	0	0	0	0	0	0	13	10	R
	5	6	12	0	10	6	5	7	6	9	7	68	10	R
	6	14	0	0	15	0	0	0	16	0	0	45	10	R
	7	16	15	16	0	15	17	14	0	15	16	93	10	R
	Total	24	22	25	29	25	25	24	26	27	26	253	10	R
0.25 g/l	1	0	0	0	0	0	0	0	0	0	0	10	R	
	2	0	0	0	0	0	0	0	0	0	0	10	R	
	3	3	3	4	5	3	3	3	5	3	3	35	10	R
	4	0	7	8	0	0	0	0	0	0	0	15	10	R
	5	6	0	17	10	8	6	7	7	8	7	76	10	R
	6	0	16	0	12	15	16	17	0	0	0	76	10	R
	7	16	14	16	15	16	0	0	15	14	17	62	10	R
	Total	25	26	29	27	26	25	27	27	25	27	264	10	R
0.5 g/l	1	0	0	0	0	0	0	0	0	0	0	10	R	
	2	0	0	0	0	0	0	0	0	0	0	10	R	
	3	3	4	3	5	3	4	4	5	3	3	37	10	R
	4	0	8	0	0	0	0	0	0	0	0	8	10	R
	5	6	15	7	8	7	6	7	8	8	7	79	10	R
	6	16	0	0	17	0	0	0	15	0	0	127	10	R
	7	15	17	16	12	15	17	16	18	15	14	93	10	R
	Total	25	27	26	30	25	27	27	28	26	24	265	10	R

Circled fourth brood not used in statistical analysis.

7th day only used if <60% of the surviving control females have produced their third brood.

CERIODAPHNIA DUBIA CHRONIC BIOASSAY
Reference Toxicant - NaCl
Reproduction and Survival Raw Data Sheet



QA/QC No.: RT-080204

Start Date: 02/04/2008

Sample	Day	Number of Young Produced										Total Live Young	No. Live Adults	Analyst Initials
		A	B	C	D	E	F	G	H	I	J			
1.0 g/l	1	0	0	0	0	0	0	0	0	0	0	0	10	R
	2	0	0	0	0	0	0	0	0	0	0	0	10	R
	3	2	3	2	2	2	2	3	3	3	3	25	10	R
	4	0	0	6	0	4	5	0	0	0	0	15	10	R
	5	5	6	16	5	0	0	4	5	4	5	50	10	R
	6	12	13	0	10	0	11	13	10	0	0	69	10	R
	7	13	12	10	9	8	0	0	0	9	9	26	10	R
	Total	19	22	24	17	14	18	20	18	16	17	185	10	R
2.0 g/l	1	0	0	0	0	0	0	0	0	0	0	10	R	
	2	0	0	0	0	0	0	0	0	0	0	10	R	
	3	0	2	2	0	0	0	2	3	3	2	14	10	R
	4	3	0	0	2	3	2	0	0	0	0	10	10	R
	5	0	3	2	0	0	0	2	4	3	4	18	10	R
	6	5	3	0	0	X	0	0	5	0	0	13	9	R
	7	4	4	0	2	-	0	2	5	5	4	17	9	R
	Total	12	8	4	4	3	2	6	12	11	10	72	9	R
4.0 g/l	1	X	X	X	X	X	X	X	X	X	0	0	R	
	2	-	-	-	-	-	-	-	-	-	-	-	-	
	3	-	-	-	-	-	-	-	-	-	-	-	-	
	4	-	-	-	-	-	-	-	-	-	-	-	-	
	5	-	-	-	-	-	-	-	-	-	-	-	-	
	6	-	-	-	-	-	-	-	-	-	-	-	-	
	7	-	-	-	-	-	-	-	-	-	-	-	-	
	Total	0	0	0	0	0	0	0	0	0	0	0	0	R

Circled fourth brood not used in statistical analysis.

7th day only used if <60% of the surviving control females have produced their third brood.

CERIODAPHNIA DUBIA CHRONIC BIOASSAY

Reference Toxicant - NaCl Water Chemistries Raw Data Sheet



QA/QC No.: RT-080204

Start Date: 02/04/2008

		DAY 1		DAY 2		DAY 3		DAY 4		DAY 5		DAY 6		DAY 7	
		Initial	Final	Initial	Final	Initial	Final	Initial	Final	Initial	Final	Initial	Final	Initial	Final
Analyst Initials:		R	R	R	R	R	R	R	R	R	R	R	R	R	R
Time of Readings:		1400	1600	1600	1600	1600	1600	1600	1500	1500	1400	1400	1350	1370	1400
Control	DO	7.7	8.3	7.8	8.4	7.3	8.2	8.3	8.0	8.1	8.0	7.8	8.0	7.7	8.1
	pH	7.4	8.0	7.5	7.8	7.7	7.7	7.6	7.7	7.5	7.9	7.5	7.8	7.5	7.9
	Temp	24.4	24.5	24.9	24.4	25.2	24.7	25.6	24.4	25.2	25.0	25.3	24.6	25.0	24.3
0.25 g/l	DO	7.7	8.3	7.9	8.4	7.3	8.3	8.3	8.0	8.1	8.0	7.8	8.0	7.8	8.3
	pH	7.5	8.0	7.6	7.8	7.7	7.8	7.6	7.7	7.5	7.9	7.5	7.9	7.5	7.9
	Temp	24.5	24.5	24.9	24.3	25.3	24.7	25.6	24.4	25.2	25.0	25.4	24.7	25.0	24.2
0.5 g/l	DO	7.7	8.4	7.9	8.3	7.3	8.3	8.3	8.1	8.1	8.0	7.8	7.9	7.8	8.4
	pH	7.6	8.0	7.7	7.9	7.7	7.8	7.7	7.7	7.5	8.0	7.5	7.9	7.6	7.9
	Temp	24.6	24.5	24.8	24.3	25.3	24.7	25.7	24.5	25.3	25.6	25.4	24.6	25.0	24.5
1.0 g/l	DO	7.7	8.4	7.9	8.3	7.3	8.2	8.3	8.1	8.1	8.1	7.8	8.0	7.9	8.4
	pH	7.6	8.1	7.7	7.9	7.7	7.8	7.7	7.7	7.5	8.0	7.5	7.9	7.6	8.0
	Temp	24.6	24.5	24.7	24.3	25.4	24.8	25.7	24.5	25.3	25.1	25.5	24.8	25.1	24.7
2.0 g/l	DO	7.8	8.4	7.9	8.2	7.3	8.2	8.3	8.2	8.0	8.1	7.8	8.0	7.8	8.4
	pH	7.7	8.1	7.7	7.9	7.7	7.8	7.7	7.7	7.5	8.0	7.5	8.0	7.5	7.9
	Temp	24.6	24.5	24.6	24.4	25.6	24.8	25.5	24.5	25.4	25.1	25.6	24.7	25.1	24.7
4.0 g/l	DO	7.9	8.3	-	-	-	-	-	-	-	-	-	-	-	-
	pH	7.7	8.1	-	-	-	-	-	-	-	-	-	-	-	-
	Temp	25.0	24.5	-	-	-	-	-	-	-	-	-	-	-	-

Dissolved Oxygen (DO) readings are in mg/l O₂; Temperature (Temp) readings are in °C.

Additional Parameters	Control			High Concentration		
	Day 1	Day 3	Day 5	Day 1	Day 3	Day 5
Conductivity (µS)	301	290	285	6420	3370	3210
Alkalinity (mg/l CaCO ₃)	68	64	64	69	65	65
Hardness (mg/l CaCO ₃)	98	96	95	99	98	97

Source of Neonates

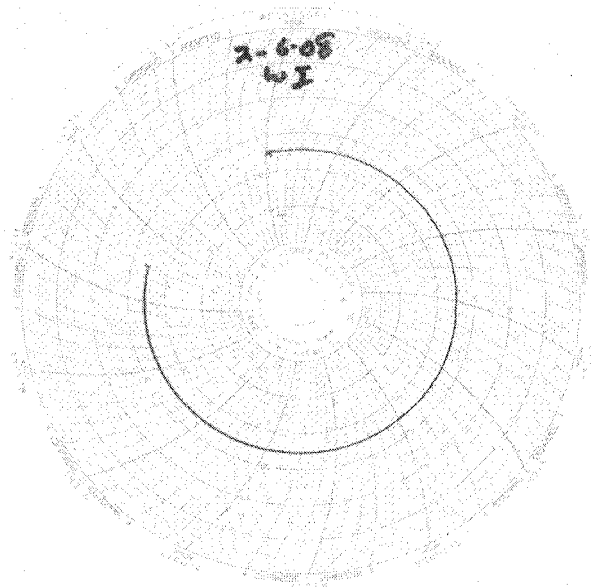
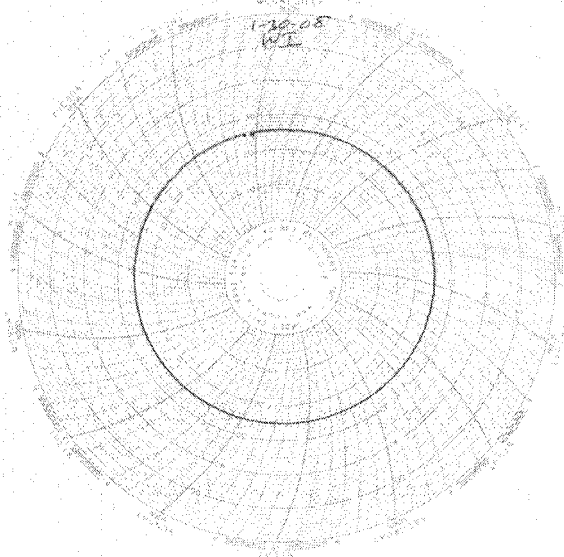
Replicate:	A	B	C	D	E	F	G	H	I	J
Brood ID:	1A	1B	1C	1E	1F	1H	2B	2E	2G	2J

Laboratory Temperature Chart

QA/QC Batch No: RT-080204

Date Tested: 02/04/08 to 02/11/08

Acceptable Range: 25+/- 1°C



TRUESDAIL LABORATORIES, INC.

INDEPENDENT TESTING, FORENSIC SCIENCE, AND ENVIRONMENTAL ANALYSES



Established 1931

February 19, 2008

14201 FRANKLIN AVENUE
TUSTIN, CALIFORNIA 92780-7008
(714) 730-6239 · FAX (714) 730-6462
www.truesdail.com

Client: TestAmerica - Irvine
17461 Derian Avenue, Suite 100
Irvine, CA 92614

Attention: Joseph Doak

Project Name: IRB0147
Project Number: IRB0147

Date Received: 2/4/08
Truesdail Project: 973194

Samples Cross-reference

<u>Truesdail ID</u>	<u>Client ID</u>	<u>Matrix</u>	<u>Date Sampled</u>	<u>Time Sampled</u>	<u>Analysis Requested</u>
973194-1	IRB0147-01	Water	02/03/08	1300	Hydrazines by EPA 8315M

Respectfully Submitted,
TRUESDAIL LABORATORIES, INC.

K. R. P. Iyer
K.R.P. Iyer
Quality Control/Quality Assurance Officer

Xuan Huong Dang
Xuan Huong Dang
Project Manager

002
NPDES - 556

TRUESDAIL LABORATORIES, INC.

INDEPENDENT TESTING, FORENSIC SCIENCE, AND ENVIRONMENTAL ANALYSES



Established 1931

February 19, 2008

14201 FRANKLIN AVENUE
TUSTIN, CALIFORNIA 92780-7008
(714) 730-6239 · FAX (714) 730-6462
www.truesdail.com

Client: TestAmerica - Irvine
17461 Derian Avenue, Suite 100
Irvine, CA 92614

Attention: Joseph Doak

Project Name: IRB0147
Project Number: IRB0147

Date Received: 02/04/08
Truesdail Project: 973194

Case Narrative

Sample Receipt The sample was received at 4 °C and in good condition. It was kept in a refrigerator until analysis. Thereafter, it is being kept in ambient storage for an additional 2 months before disposal. Any anomalies would be noted in the "Comments" section.

Analysis The analysis was performed as requested on the chain-of-custody.

Quality Control The analytical results for each batch of samples performed include a minimum of one set of laboratory control sample/laboratory control sample duplicate (LCS/LCSD), one matrix spike (MS) and a reagent blank (Method blank). Any exceptions or problems would be noted in the "Comments" section.

Comments Matrix spike and matrix spike duplicate were done on sample 973194-1 (IRB0147-01) as the method requirement per batch of 20 samples.

All quality assurance requirements set forth by the method specification and all quality control recoveries were within the laboratory acceptance limits. No anomalies or nonconformance events occurred during the course of analysis.

The results are quantitated down to the MDL level.

Respectfully Submitted,
TRUESDAIL LABORATORIES, INC.


K.R.P. Iyer
Quality Control/Quality Assurance Officer


Xuan Huong Dang
Project Manager

003

NPDES - 557

TRUESDAIL LABORATORIES, INC.

EXCELLENCE IN INDEPENDENT TESTING



Established 1931
 14201 FRANKLIN AVENUE - TUSTIN, CALIFORNIA 92780-7008
 (714) 730-6239 • FAX (714) 730-6452 • www.truesdail.com

Client: TestAmerica Analytical-Irvine
 17461 Derlan Avenue, Suite 100
 Irvine, CA 92614-5817

REPORT

Attention: Joseph Doak
 Sample: Water / 1 Sample
 Project Name: IRB0147
 P.O. Number: IRB0147
 Method Number: 8315 (Modified)
 Investigation: Hydrazines

Laboratory No: 973194
 Report Date: February 19, 2008
 Sampling Date: February 3, 2008
 Receiving Date: February 4, 2008
 Extraction Date: February 5, 2008
 Analysis Date: February 6, 2008
 Units: µg/L
 Reported By: JS

Analytical Results

Sample ID	Sample Description	Sample Amount (mL)	Dilution Factor	Monomethyl Hydrazine	u-Dimethyl Hydrazine	Hydrazine	Qualifier Codes
707223-MB	Method Blank	100	1	ND	ND	ND	None
973194	IRB0147-Q1	100	1	ND	0.32	ND	None
MDL				0.56		0.15	
PQL				5.0		5.0	
Sample Reporting Limits					5.0	5.0	1.00

Note: Results based on detector #1 (UV=365nm) data.

Xuan Dang, Project Manager
 Analytical Services, Truesdail Laboratories, Inc.

This report applies only to the sample, or samples, investigated and is not necessarily indicative of the quality or condition of apparently identical or similar products. As a mutual protection to clients, the public, and these laboratories, this report is submitted and accepted for the exclusive use of the client to whom it is addressed and upon the condition that it is not to be used, in whole or in part, in any advertising or publicity matter without prior written authorization from Truesdail Laboratories.

TRUESDAIL LABORATORIES, INC.

EXCELLENCE IN INDEPENDENT TESTING

Client: TestAmerica Analytical-Irvine
17461 Dertan Avenue, Suite 100
Irvine, CA 92614-5817

14201 FRANKLIN AVENUE · JUSTIN, CALIFORNIA 92760-7008
(714) 730-6239 · FAX (714) 730-6442 · www.truesdail.com

Established 1931

005 NPDES - 559



Client Contact: Joseph Doak
Sample: Water / 1 Sample
Sample ID: IRB0147
P.O. Number: IRB0147
Method Number: 8315 (Modified)
Investigation: Hydrazines
Run Batch No.: Extraction: 4209; Analysis: 597

QC Lab. No.: 707223
Project Lab. No.: 973194
Spiked Sample ID: 973194
Report Date: February 19, 2008
Sampling Date: February 3, 2008
Receiving Date: February 4, 2008
Extraction Date: February 5, 2008
Analysis Date: February 6, 2008
Reported By: JS

Quality Control/Quality Assurance Calibration Report

Parameter	ICV		Percent Recovery	Control Limits	Flag
	Theoretical Value (ug/L)	Measured Value (ug/L)			
Monomethyl Hydrazine	25.0	28.6	115	85-115	PASS
u-Dimethyl Hydrazine	25.0	28.5	114	85-115	PASS
Hydrazine	5.0	5.21	104	85-115	PASS

Parameter	QCS		Percent Recovery	Control Limits	Flag
	Theoretical Value (ug/L)	Measured Value (ug/L)			
Monomethyl Hydrazine	50.0	48.8	97.6	85-115	PASS
u-Dimethyl Hydrazine	50.0	49.0	98.0	85-115	PASS
Hydrazine	10.0	9.25	92.5	85-115	PASS

Quality Control/Quality Assurance Spikes Report

Parameter	LCS/LCSD			Percent Recovery (%)	LCS/LCSD RPD	Flag	Control Limits	%D	% Rec.
	Spiked Conc. ug/L	Recovered Concentration	MB						
Monomethyl Hydrazine	50.0	47.7	44.5	95.4	88.9	8.99%	PASS	20	70-130
u-Dimethyl Hydrazine	50.0	45.6	43.6	91.1	87.2	4.36%	PASS	20	70-130
Hydrazine	10.0	8.51	8.04	85.1	80.4	5.71%	PASS	20	70-130

Parameter	MS/MSD			Percent Recovery (%)	MS/MSD RPD	Flag	Control Limits	%D	% Rec.
	Recovered Concentration	MS Sample	MS						
Monomethyl Hydrazine	36.7	36.8	0.00	73.4	73.6	0.25%	PASS	20	11-134
u-Dimethyl Hydrazine	38.7	40.2	0.00	77.5	80.4	3.65%	PASS	20	42-109
Hydrazine	7.61	7.87	0.00	76.1	78.7	3.38%	PASS	20	37-128

Note: Results based on detector #1 (UV=365nm) data.

Xuan Dang, Project Manager
Analytical Services, Truesdail Laboratories, Inc.

This report applies only to the sample, or samples, investigated and is not necessarily indicative of the quality or condition of apparently identical or similar products. As a mutual protection to clients, the public, and these laboratories, this report is submitted and accepted for the exclusive use of the client to whom it is addressed and upon the condition that it is not to be used, in whole or in part, in any advertising or publicity matter without prior written authorization from Truesdail Laboratories.

TRUESDAIL LABORATORIES, INC.

EXCELLENCE IN INDEPENDENT TESTING



Established 1931

14201 FRANKLIN AVENUE - TUSTIN, CALIFORNIA 92780-7008
(714) 730-6239 - FAX (714) 730-6462 - www.truesdail.com

006

NPDES - 560

Client: TestAmerica Analytical-Irvine
17461 Derjan Avenue, Suite 100
Irvine, CA 92614-5817

Attention: Joseph Doak
Project Name: IRB0147
Method Number: 8315 (Modified)
Investigation: Hydrazines

Laboratory No: 973194
Report Date: February 19, 2008
Sampling Date: February 3, 2008
Receiving Date: February 4, 2008
Analysis Date: February 6, 2008
Reported By: JS

Qualifier Codes and Definitions

<u>Code</u>	<u>Definition</u>
FPS	Force Peak Start: Peak start needs to be adjusted to the baseline
FPE	Force Peak End: Peak end needs to be adjusted to the baseline
SP	Split Peak: Background or co-eluting peaks need to be split.
MDL	Method Detection Limit
PQL	Practical Quantitation Limit
ND	Not Detected: Analyte is not detected at or above the method detection limit.
N/A	Not Applicable
ICV	Initial Calibration Verification: First source calibration standard run at a mid-level spike prior to samples.
QCS	Quality Control Standard: Second source calibration standard run at a mid-level spike after all samples.
MB	Method Blank: Reagent water extracted and run with each batch of 20 samples to demonstrate that all analytes are not detected from the extraction process.
LCS (D)	Laboratory Control Spike: Second source standard spiked into blank matrix and extracted and run with each batch of 20 samples (run in duplicate).
MS (D)	Matrix Spike: Second source standard spiked into sample matrix and extracted and run with each batch of 20 samples (run in duplicate).
RPD	Relative Percent Difference: A calculated value of the deviation between the spikes and spike duplicates to measure precision.
J	J-flags: Any result found between the MDL and the PQL will be reported with a "J" attached.
Flag	Pass if within Control Limits; otherwise "Fail"

This report applies only to the sample, or samples, investigated and is not necessarily indicative of the quality or condition of apparently identical or similar products. As a mutual protection to clients, the public, and these laboratories, this report is submitted and accepted for the exclusive use of the client to whom it is addressed and upon the condition that it is not to be used, in whole or in part, in any advertising or publicity matter without prior written authorization from Truesdail Laboratories.

Section 2.0

SAMPLE CHECK-IN RECORDS

Chain of Custody

Sample Integrity and Analysis Discrepancy Form

Internal Chain of Custody

SUBCONTRACT ORDER

TestAmerica Irvine

IRB0147

073194

SENDING LABORATORY:

TestAmerica Irvine
17461 Derian Avenue, Suite 100
Irvine, CA 92614
Phone: (949) 261-1022
Fax: (949) 260-3297
Project Manager: Joseph Doak

RECEIVING LABORATORY:

Tuesdail Laboratories-SUB
14201 Franklin Avenue
Tustin, CA 92680
Phone : (714) 730-6239
Fax: (714) 730-8462
Project Location: California
Receipt Temperature: _____ °C

Rec'd 02/04/08
s22d 973194

Ice: Y / N

Analysis	Units	Due	Expires	Comments
Sample ID: IRB0147-01	Water		Sampled: 02/03/08 13:00	
Hydrazine-OUT	%	02/13/08	02/08/08 13:00	Sub Tuesdail for Monomethylhydrazine, J flags
Level 4 Data Package	N/A	02/13/08	03/02/08 13:00	
Containers Supplied:				
1 L Amber (AR)	1 L Amber (AS)			

ALERT !!
Level IV QC

For Sample Conditions
See Form Attached

Released By: *[Signature]* Date/Time: 02/04/08 07:00
 Released By: *[Signature]* TAI Date/Time: 02/04/08 07:28

Received By: *[Signature]* TAI Date/Time: 02/04/08 07:00
 Received By: *[Signature]* Date/Time: 2/4/08 7:30am



February 25, 2008

Vista Project I.D.: 30225

Mr. Joseph Doak
Test America-Irvine, CA
17461 Derian Avenue
Suite 100
Irvine, CA 92614

Dear Mr. Doak,

Enclosed are the results for the one aqueous sample received at Vista Analytical Laboratory on February 05, 2008 under your Project Name "IRB0147". This sample was extracted and analyzed using EPA Method 1613 for tetra-through-octa chlorinated dioxins and furans. A standard turnaround time was provided for this work.

The following report consists of a Sample Inventory (Section I), Analytical Results (Section II) and the Appendix, which contains the chain-of-custody, a list of data qualifiers and abbreviations, Vista's current certifications, and copies of the raw data (if requested).

Vista Analytical Laboratory is committed to serving you effectively. If you require additional information, please contact me at 916-673-1520 or by email at mmaier@vista-analytical.com. Thank you for choosing Vista as part of your analytical support team.

Sincerely,

A handwritten signature in black ink that reads "Martha M. Maier". The signature is fluid and cursive, with a long, sweeping underline that extends to the right.

Martha M. Maier
Laboratory Director



Vista Analytical Laboratory certifies that the report herein meets all the requirements set forth by NELAC for those applicable test methods. Results relate only to the samples as received by the laboratory. This report should not be reproduced except in full without the written approval of Vista Analytical Laboratory.



Section I: Sample Inventory Report

Date Received: 2/5/2008

Vista Lab. ID

Client Sample ID

30225-001

IRB0147-01

SECTION II

Method Blank					EPA Method 1613				
Matrix:	Aqueous	QC Batch No.:	9953	Lab Sample:	0-MB001	Date Analyzed DB-5:	19-Feb-08	Date Analyzed DB-225:	NA
Sample Size:	1.00 L	Date Extracted:	15-Feb-08						
Analyte	Conc. (ug/L)	DL ^a	EMPC ^b	Qualifiers	Labeled Standard	%R	LCL-UCL ^d	Qualifiers	
2,3,7,8-TCDD	ND	0.00000705			IS 13C-2,3,7,8-TCDD	82.9	25 - 164		
1,2,3,7,8-PeCDD	ND	0.00000681			13C-1,2,3,7,8-PeCDD	75.4	25 - 181		
1,2,3,4,7,8-HxCDD	ND	0.00000165			13C-1,2,3,4,7,8-HxCDD	81.7	32 - 141		
1,2,3,6,7,8-HxCDD	ND	0.00000174			13C-1,2,3,6,7,8-HxCDD	83.0	28 - 130		
1,2,3,7,8,9-HxCDD	ND	0.00000162			13C-1,2,3,4,6,7,8-HpCDD	85.6	23 - 140		
1,2,3,4,6,7,8-HpCDD	ND	0.00000511			13C-OCDD	73.4	17 - 157		
OCDD	0.00000899			J	13C-2,3,7,8-TCDF	88.8	24 - 169		
2,3,7,8-TCDF	ND	0.00000647			13C-1,2,3,7,8-PeCDF	74.4	24 - 185		
1,2,3,7,8-PeCDF	ND	0.00000731			13C-2,3,4,7,8-PeCDF	77.1	21 - 178		
2,3,4,7,8-PeCDF	ND	0.00000752			13C-1,2,3,4,7,8-HxCDF	75.8	26 - 152		
1,2,3,4,7,8-HxCDF	ND	0.00000943			13C-1,2,3,6,7,8-HxCDF	77.6	26 - 123		
1,2,3,6,7,8-HxCDF	ND	0.00000974			13C-2,3,4,6,7,8-HxCDF	78.0	28 - 136		
2,3,4,6,7,8-HxCDF	ND	0.00000105			13C-1,2,3,7,8,9-HxCDF	81.9	29 - 147		
1,2,3,7,8,9-HxCDF	ND	0.00000136			13C-1,2,3,4,6,7,8-HpCDF	75.7	28 - 143		
1,2,3,4,6,7,8-HpCDF	ND	0.00000333			13C-1,2,3,4,7,8,9-HpCDF	82.1	26 - 138		
1,2,3,4,7,8,9-HpCDF	ND	0.00000202			13C-OCDF	76.2	17 - 157		
OCDF	ND	0.00000591			CRS 37Cl-2,3,7,8-TCDD	85.1	35 - 197		
Totals					Footnotes				
Total TCDD	ND	0.00000705			a. Sample specific estimated detection limit.				
Total PeCDD	ND	0.00000122			b. Estimated maximum possible concentration.				
Total HxCDD	ND	0.00000167			c. Method detection limit.				
Total HpCDD	ND	0.00000511			d. Lower control limit - upper control limit.				
Total TCDF	ND	0.00000647							
Total PeCDF	ND	0.00000742							
Total HxCDF	ND	0.00000107							
Total HpCDF	ND	0.00000335							

Analyst:

Approved By: William J. Luksemburg 22-Feb-2008 15:48

OPR Results				EPA Method 1613			
Matrix:	Aqueous	QC Batch No.:	9953	Lab Sample:	0-OPR001		
Sample Size:	1.00 L	Date Extracted:	15-Feb-08	Date Analyzed DB-5:	18-Feb-08	Date Analyzed DB-225:	NA
Analyte	Spike Conc.	Conc. (ng/mL)	OPR Limits	Labeled Standard	%R	LCL-UCL	Qualifier
2,3,7,8-TCDD	10.0	9.20	6.7 - 15.8	IS 13C-2,3,7,8-TCDD	85.8	25 - 164	
1,2,3,7,8-PeCDD	50.0	46.7	35 - 71	13C-1,2,3,7,8-PeCDD	77.1	25 - 181	
1,2,3,4,7,8-HxCDD	50.0	47.0	35 - 82	13C-1,2,3,4,7,8-HxCDD	82.8	32 - 141	
1,2,3,6,7,8-HxCDD	50.0	47.2	38 - 67	13C-1,2,3,6,7,8-HxCDD	84.0	28 - 130	
1,2,3,7,8,9-HxCDD	50.0	47.7	32 - 81	13C-1,2,3,4,6,7,8-HpCDD	88.0	23 - 140	
1,2,3,4,6,7,8-HpCDD	50.0	46.1	35 - 70	13C-OCDD	78.1	17 - 157	
OCDD	100	94.4	78 - 144	13C-2,3,7,8-TCDF	90.2	24 - 169	
2,3,7,8-TCDF	10.0	8.71	7.5 - 15.8	13C-1,2,3,7,8-PeCDF	76.3	24 - 185	
1,2,3,7,8-PeCDF	50.0	45.3	40 - 67	13C-2,3,4,7,8-PeCDF	79.4	21 - 178	
2,3,4,7,8-PeCDF	50.0	45.1	34 - 80	13C-1,2,3,4,7,8-HxCDF	78.9	26 - 152	
1,2,3,4,7,8-HxCDF	50.0	46.8	36 - 67	13C-1,2,3,6,7,8-HxCDF	80.4	26 - 123	
1,2,3,6,7,8-HxCDF	50.0	46.8	42 - 65	13C-2,3,4,6,7,8-HxCDF	79.1	28 - 136	
2,3,4,6,7,8-HxCDF	50.0	47.3	35 - 78	13C-1,2,3,7,8,9-HxCDF	84.1	29 - 147	
1,2,3,7,8,9-HxCDF	50.0	46.1	39 - 65	13C-1,2,3,4,6,7,8-HpCDF	78.2	28 - 143	
1,2,3,4,6,7,8-HpCDF	50.0	46.8	41 - 61	13C-1,2,3,4,7,8,9-HpCDF	85.9	26 - 138	
1,2,3,4,7,8,9-HpCDF	50.0	46.7	39 - 69	13C-OCDF	82.2	17 - 157	
OCDF	100	93.5	63 - 170	CRS 37Cl-2,3,7,8-TCDD	88.4	35 - 197	

Analyst: MAS

Approved By: William J. Luksemburg 22-Feb-2008 15:48

Sample ID: IRB0147-01					EPA Method 1613			
Client Data			Sample Data		Laboratory Data			
Name:	Test America-Irvine, CA		Matrix:	Aqueous	Lab Sample:	30225-001	Date Received:	5-Feb-08
Project:	IRB0147		Sample Size:	1.01 L	QC Batch No.:	9953	Date Extracted:	15-Feb-08
Date Collected:	3-Feb-08				Date Analyzed DB-5:	19-Feb-08	Date Analyzed DB-225:	NA
Time Collected:	1300							
Analyte	Conc. (ug/L)	DL ^a	EMPC ^b	Qualifiers	Labeled Standard	%R	LCL-UCL ^d	Qualifiers
2,3,7,8-TCDD	ND	0.00000611			IS 13C-2,3,7,8-TCDD	87.0	25 - 164	
1,2,3,7,8-PeCDD	ND	0.00000754			13C-1,2,3,7,8-PeCDD	77.0	25 - 181	
1,2,3,4,7,8-HxCDD	ND	0.00000135			13C-1,2,3,4,7,8-HxCDD	79.4	32 - 141	
1,2,3,6,7,8-HxCDD	ND	0.00000243			13C-1,2,3,6,7,8-HxCDD	77.2	28 - 130	
1,2,3,7,8,9-HxCDD	ND	0.00000135			13C-1,2,3,4,6,7,8-HpCDD	83.0	23 - 140	
1,2,3,4,6,7,8-HpCDD	0.0000152			J	13C-OCDD	75.2	17 - 157	
OCDD	0.000143			B	13C-2,3,7,8-TCDF	91.7	24 - 169	
2,3,7,8-TCDF	ND	0.00000588			13C-1,2,3,7,8-PeCDF	76.2	24 - 185	
1,2,3,7,8-PeCDF	ND	0.00000829			13C-2,3,4,7,8-PeCDF	77.6	21 - 178	
2,3,4,7,8-PeCDF	ND	0.00000801			13C-1,2,3,4,7,8-HxCDF	74.1	26 - 152	
1,2,3,4,7,8-HxCDF	ND	0.00000749			13C-1,2,3,6,7,8-HxCDF	74.2	26 - 123	
1,2,3,6,7,8-HxCDF	ND	0.00000784			13C-2,3,4,6,7,8-HxCDF	73.8	28 - 136	
2,3,4,6,7,8-HxCDF	ND	0.00000849			13C-1,2,3,7,8,9-HxCDF	78.3	29 - 147	
1,2,3,7,8,9-HxCDF	ND	0.00000110			13C-1,2,3,4,6,7,8-HpCDF	74.7	28 - 143	
1,2,3,4,6,7,8-HpCDF	0.00000432			J	13C-1,2,3,4,7,8,9-HpCDF	77.6	26 - 138	
1,2,3,4,7,8,9-HpCDF	ND	0.00000133			13C-OCDF	76.7	17 - 157	
OCDF	0.0000110			J	CRS 37Cl-2,3,7,8-TCDD	86.5	35 - 197	
Totals					Footnotes			
Total TCDD	ND	0.00000116			a. Sample specific estimated detection limit.			
Total PeCDD	ND	0.00000163			b. Estimated maximum possible concentration.			
Total HxCDD	0.00000244		0.00000368		c. Method detection limit.			
Total HpCDD	0.0000291				d. Lower control limit - upper control limit.			
Total TCDF	0.00000162							
Total PeCDF	ND		0.000000447					
Total HxCDF	0.00000117							
Total HpCDF	0.0000101							

Analyst: MAS

Approved By: William J. Luksemburg 25-Feb-2008 12:39

APPENDIX

DATA QUALIFIERS & ABBREVIATIONS

B	This compound was also detected in the method blank.
D	Dilution
E	The amount detected is above the High Calibration Limit.
P	The amount reported is the maximum possible concentration due to possible chlorinated diphenylether interference.
H	The signal-to-noise ratio is greater than 10:1.
I	Chemical Interference
J	The amount detected is below the Low Calibration Limit.
*	See Cover Letter
Conc.	Concentration
DL	Sample-specific estimated detection limit
MDL	The minimum concentration of a substance that can be measured and reported with 99% confidence that the analyte concentration is greater than zero in the matrix tested.
EMPC	Estimated Maximum Possible Concentration
NA	Not applicable
RL	Reporting Limit – concentrations that correspond to low calibration point
ND	Not Detected
TEQ	Toxic Equivalency

Unless otherwise noted, solid sample results are reported in dry weight. Tissue samples are reported in wet weight.

CERTIFICATIONS

Accrediting Authority	Certificate Number
State of Alaska, DEC	CA413-02
State of Arizona	AZ0639
State of Arkansas, DEQ	05-013-0
State of Arkansas, DOH	Reciprocity through CA
State of California – NELAP Primary AA	02102CA
State of Colorado	
State of Connecticut	PH-0182
State of Florida, DEP	E87777
Commonwealth of Kentucky	90063
State of Louisiana, Health and Hospitals	LA050001
State of Louisiana, DEQ	01977
State of Maine	CA0413
State of Michigan	81178087
State of Mississippi	Reciprocity through CA
Naval Facilities Engineering Service Center	
State of Nevada	CA413
State of New Jersey	CA003
State of New Mexico	Reciprocity through CA
State of New York, DOH	11411
State of North Carolina	06700
State of North Dakota, DOH	R-078
State of Oklahoma	D9919
State of Oregon	CA200001-002
State of Pennsylvania	68-00490
State of South Carolina	87002001
State of Tennessee	02996
State of Texas	TX247-2005A
U.S. Army Corps of Engineers	
State of Utah	9169330940
Commonwealth of Virginia	00013
State of Washington	C1285
State of Wisconsin	998036160
State of Wyoming	8TMS-Q

SUBCONTRACT ORDER

TestAmerica Irvine

IRB0147

30225

SENDING LABORATORY:

TestAmerica Irvine
17461 Derian Avenue, Suite 100
Irvine, CA 92614
Phone: (949) 261-1022
Fax: (949) 260-3297
Project Manager: Joseph Doak


RECEIVING LABORATORY:

Vista Analytical Laboratory- SUB
1104 Windfield Way
El Dorado Hills, CA 95762
Phone : (916) 673-1520
Fax: (916) 673-0106
Project Location: California
Receipt Temperature: _____ °C

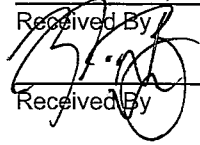
1.6 °C

Ice: Y / N

Analysis	Units	Due	Expires	Comments
Sample ID: IRB0147-01	Water		Sampled: 02/03/08 13:00	
1613-Dioxin-HR-Alta	ug/l	02/13/08	02/10/08 13:00	J flags, 17 congeners, no TEQ, ug/L, sub=Vista
Level 4 + EDD-OUT	N/A	02/13/08	03/02/08 13:00	**LEVEL IV QC, ACCESS 7 EDD**
<i>Containers Supplied:</i>				
1 L Amber (F)	1 L Amber (G)			

 2/4/08 17:00

Released By _____ Date/Time _____
Released By _____ Date/Time _____

FedEx 2/4/08 1700
 2/4/08 1700
2/5/08/0924

Received By _____ Date/Time _____
Received By _____ Date/Time _____

SAMPLE LOG-IN CHECKLIST



Vista Project #: 30225 TAT Standard

Samples Arrival:	Date/Time <u>2/5/08 0929</u>	Initials: <u>BSB</u>	Location: <u>WR-2</u>
			Shelf/Rack: <u>N/A</u>
Logged In:	Date/Time <u>2/6/08 0832</u>	Initials: <u>BSB</u>	Location: <u>WR-2</u>
			Shelf/Rack: <u>B-4</u>
Delivered By:	<u>FedEx</u>	UPS	Cal
			DHL
			Hand Delivered
			Other
Preservation:	<u>Ice</u>	Blue Ice	Dry Ice
			None
Temp °C	<u>1.6 °C</u>	Time: <u>0956</u>	Thermometer ID: IR-1

	YES	NO	NA
Adequate Sample Volume Received?	<input checked="" type="checkbox"/>	<input type="checkbox"/>	<input type="checkbox"/>
Holding Time Acceptable?	<input checked="" type="checkbox"/>	<input type="checkbox"/>	<input type="checkbox"/>
Shipping Container(s) Intact?	<input checked="" type="checkbox"/>	<input type="checkbox"/>	<input type="checkbox"/>
Shipping Custody Seals Intact?	<input checked="" type="checkbox"/>	<input type="checkbox"/>	<input type="checkbox"/>
Shipping Documentation Present?	<input checked="" type="checkbox"/>	<input type="checkbox"/>	<input type="checkbox"/>
Airbill	<input checked="" type="checkbox"/>	<input type="checkbox"/>	<input type="checkbox"/>
Trk # <u>799795973118</u>			
Sample Container Intact?	<input checked="" type="checkbox"/>	<input type="checkbox"/>	<input type="checkbox"/>
Sample Custody Seals Intact?	<input type="checkbox"/>	<input type="checkbox"/>	<input checked="" type="checkbox"/>
Chain of Custody / Sample Documentation Present?	<input checked="" type="checkbox"/>	<input type="checkbox"/>	<input type="checkbox"/>
COC Anomaly/Sample Acceptance Form completed?	<input type="checkbox"/>	<input checked="" type="checkbox"/>	<input type="checkbox"/>
If Chlorinated or Drinking Water Samples, Acceptable Preservation?	<input type="checkbox"/>	<input type="checkbox"/>	<input checked="" type="checkbox"/>
Na ₂ S ₂ O ₃ Preservation Documented?	<input type="checkbox"/>	<input type="checkbox"/>	<input checked="" type="checkbox"/>
COC	<input type="checkbox"/>	<input type="checkbox"/>	<input type="checkbox"/>
Sample Container	<input type="checkbox"/>	<input type="checkbox"/>	<input type="checkbox"/>
Shipping Container	Vista	<u>Client</u>	Retain
			<u>Return</u>
			Dispose

Comments:

SUBCONTRACT ORDER

TestAmerica Irvine
IRB0147

802 04 60

SENDING LABORATORY:

TestAmerica Irvine
17461 Derian Avenue. Suite 100
Irvine, CA 92614
Phone: (949) 261-1022
Fax: (949) 260-3297
Project Manager: Joseph Doak

RECEIVING LABORATORY:

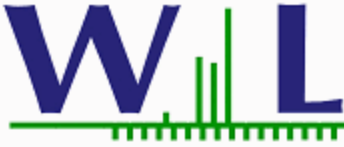
Weck Laboratories, Inc
14859 E. Clark Avenue
City of Industry, CA 91745
Phone : (626) 336-2139
Fax: (626) 336-2634
Project Location: California
Receipt Temperature: _____ °C Ice: Y / N

Analysis	Units	Due	Expires	Comments
Sample ID: IRB0147-01	Water		Sampled: 02/03/08 13:00	
Level 4 Data Package - Wec	N/A	02/13/08	03/02/08 13:00	Include Element transfer EDD
Mercury - 245.1, Diss -OUT	mg/l	02/13/08	03/02/08 13:00	Sub to Weck, Boeing, J flags, rpt in ug/L
Mercury - 245.1-OUT	mg/l	02/05/08	03/02/08 13:00	Sub to Weck, Boeing, J flags, rpt in ug/L
<i>Containers Supplied:</i>				
125 mL Poly (AW)	125 mL Poly w/HNO3			
HNO3	(AX)			

Diss Mercury is filtered and pres.

Released By: [Signature] Date/Time: 2/4/08/1000
 Received By: [Signature] Date/Time: 2/4/08/1000
 Released By: [Signature] Date/Time: 2/4/08/1345
 Received By: [Signature] Date/Time: 02/24/08

NPDES - 5218
Page 1 of 1



CERTIFICATE OF ANALYSIS

Client: TestAmerica, Inc. - Irvine
17461 Derian Ave, Suite 100
Irvine, CA 92614
Attention: Joseph Doak

Report Date: 02/11/08 16:22
Received Date: 02/04/08 13:45
Turn Around: Normal

Phone: (949) 261-1022
Fax: (949) 260-3297

Work Order #: 8020460
Client Project: IRB0147

NELAP #04229CA ELAP#1132 NEVADA #CA211 HAWAII LACSD #10143

The results in this report apply to the samples analyzed in accordance with the Chain of Custody document. Weck Laboratories, Inc. certifies that the test results meet all NELAC requirements unless noted in the case narrative. This analytical report is confidential and is only intended for the use of Weck Laboratories, Inc. and its client. This report contains the Chain of Custody document, which is an integral part of it, and can only be reproduced in full with the authorization of Weck Laboratories, Inc.

Dear Joseph Doak :

Enclosed are the results of analyses for samples received 02/04/08 13:45 with the Chain of Custody document. The samples were received in good condition. The samples were received at 1.9 °C and on ice. All analysis met the method criteria except as noted below or in the report with data qualifiers.

Reviewed by:

Kim G Tu

Project Manager





Weck Laboratories, Inc.
14859 E. Clark Ave.
Industry, CA 91745
Phone 626.336.2139 Fax 626.336.2634

TestAmerica, Inc. - Irvine
17461 Derian Ave, Suite 100
Irvine CA, 92614

Report ID: 8020460
Project ID: IRB0147

Date Received: 02/04/08 13:45
Date Reported: 02/11/08 16:22

ANALYTICAL REPORT FOR SAMPLES

Sample ID	Sampled by:	Sample Comments	Laboratory	Matrix	Date Sampled
IRB0147-01	Client		8020460-01	Water	02/03/08 13:00



Weck Laboratories, Inc.
14859 E. Clark Ave.
Industry, CA 91745
Phone 626.336.2139 Fax 626.336.2634

TestAmerica, Inc. - Irvine
17461 Derian Ave, Suite 100
Irvine CA, 92614

Report ID: 8020460
Project ID: IRB0147

Date Received: 02/04/08 13:45
Date Reported: 02/11/08 16:22

IRB0147-01 8020460-01 (Water)

Date Sampled: 02/03/08 13:00

Metals by EPA 200 Series Methods

Analyte	Result	MDL	Units	Reporting Limit	Dilution Factor	Method	Batch Number	Date Prepared	Date Analyzed	Data Qualifiers
Mercury, Dissolved	ND	0.050	ug/l	0.20	1	EPA 245.1	W8B0171	02/06/08	02/07/08	jlp
Mercury, Total	ND	0.050	ug/l	0.20	1	EPA 245.1	W8B0171	02/06/08	02/07/08	jlp



Weck Laboratories, Inc.
14859 E. Clark Ave.
Industry, CA 91745
Phone 626.336.2139 Fax 626.336.2634

TestAmerica, Inc. - Irvine
17461 Derian Ave, Suite 100
Irvine CA, 92614

Report ID: 8020460
Project ID: IRB0147

Date Received: 02/04/08 13:45
Date Reported: 02/11/08 16:22

QUALITY CONTROL SECTION



Weck Laboratories, Inc.
 14859 E. Clark Ave.
 Industry, CA 91745
 Phone 626.336.2139 Fax 626.336.2634

TestAmerica, Inc. - Irvine
 17461 Derian Ave, Suite 100
 Irvine CA, 92614

Report ID: 8020460
 Project ID: IRB0147

Date Received: 02/04/08 13:45
 Date Reported: 02/11/08 16:22

Metals by EPA 200 Series Methods - Quality Control

%REC

Analyte	Result	Reporting Limit	Units	Spike Level	Source Result	%REC	%REC Limits	RPD	RPD Limit	Data Qualifiers
---------	--------	-----------------	-------	-------------	---------------	------	-------------	-----	-----------	-----------------

Batch W8B0171 - EPA 245.1

Blank (W8B0171-BLK1)

Analyzed: 02/07/08

Mercury, Dissolved	ND	0.20	ug/l							
Mercury, Total	ND	0.20	ug/l							

LCS (W8B0171-BS1)

Analyzed: 02/07/08

Mercury, Dissolved	1.04	0.20	ug/l	1.00		104	85-115			
Mercury, Total	1.04	0.20	ug/l	1.00		104	85-115			

Matrix Spike (W8B0171-MS1)

Source: 8020543-01

Analyzed: 02/07/08

Mercury, Dissolved	1.02	0.20	ug/l	1.00	ND	102	70-130			
Mercury, Total	1.02	0.20	ug/l	1.00	ND	102	70-130			

Matrix Spike (W8B0171-MS2)

Source: 8020544-01

Analyzed: 02/07/08

Mercury, Dissolved	1.05	0.20	ug/l	1.00	ND	105	70-130			
Mercury, Total	1.05	0.20	ug/l	1.00	ND	105	70-130			

Matrix Spike Dup (W8B0171-MSD1)

Source: 8020543-01

Analyzed: 02/07/08

Mercury, Dissolved	1.04	0.20	ug/l	1.00	ND	104	70-130	2	20	
Mercury, Total	1.04	0.20	ug/l	1.00	ND	104	70-130	2	20	

Matrix Spike Dup (W8B0171-MSD2)

Source: 8020544-01

Analyzed: 02/07/08

Mercury, Dissolved	1.05	0.20	ug/l	1.00	ND	105	70-130	0	20	
Mercury, Total	1.05	0.20	ug/l	1.00	ND	105	70-130	0	20	



Weck Laboratories, Inc.
14859 E. Clark Ave.
Industry, CA 91745
Phone 626.336.2139 Fax 626.336.2634

TestAmerica, Inc. - Irvine
17461 Derian Ave, Suite 100
Irvine CA, 92614

Report ID: 8020460
Project ID: IRB0147

Date Received: 02/04/08 13:45
Date Reported: 02/11/08 16:22

Notes and Definitions

ND	NOT DETECTED at or above the Reporting Limit. If J-value reported, then NOT DETECTED at or above the Method Detection Limit (MDL)
dry	Sample results reported on a dry weight basis
RPD	Relative Percent Difference
% Rec	Percent Recovery
Sub	Subcontracted analysis, original report available upon request
MDL	Method Detection Limit
MDA	Minimum Detectable Activity

Any remaining sample(s) will be disposed of one month from the final report date unless other arrangements are made in advance.

An Absence of Total Coliform meets the drinking water standards as established by the California Department of Health Services.

The Reporting Limit (RL) is referenced as the Laboratory's Practical Quantitation Limit (PQL) or the Detection Limit for Reporting Purposes (DLR).

All samples collected by Weck Laboratories have been sampled in accordance to laboratory SOP Number MIS002.



EBERLINE SERVICES

March 10, 2008

Mr. Joseph Doak
Test America, Inc.
17461 Derian Avenue, Suite 100
Irvine, CA 92614

Reference: Test America Project Nos. IRB0073, IRB0146, IRB0147, IRB0148, IRB0149,
IRB0150, IRB0151, IRB0152, IRB0153, IRB0154
IRB0156, IRB0480, IRB0751
Eberline Services NELAP Cert #01120CA
Eberline Services Reports R802024-8693, R802040-8694, R802041-8695,
R802042-8696, R802043-8697, R802044-8698
R802045-8699, R802046-8600, R802047-8601
R802048-8602, R802049-8603, R802054-8604
R802084-8608

Dear Mr. Doak:

Attached are data reports for thirteen water samples. Eleven of the samples were received at Eberline Services on February 5, one on February 7, and one on February 9, 2008. The samples were analyzed according to the accompanying Test America Subcontract Order Forms, the requested analyses were: gross alpha/gross beta (EPA 900.0), tritium (H-3, EPA906.0), Sr-90 (EPA905.0), Ra-226 (EPA903.1), Ra-228 (EPA 904.0), total uranium (ASTM D-5174), and gamma spectroscopy (EPA901.1, K-40 and Cs-137 only). The parenthetical G after a nuclide indicates that the result was obtained by gamma spectroscopy; a "U" in the results column indicates that the nuclide was not detected greater than the indicated minimum detectable activity (MDA). The samples were not filtered prior to analysis. The samples were analyzed in batches with common QC samples. Batch quality control samples consisted of LCS's, blank analyses, duplicate analyses, and matrix spike analyses (gross alpha/gross beta, H-3, Ra-226, Total-U only). All samples were batched with QC samples 8693-002, 003, 004, and 005 for all analyses. All QC sample results were within the limits defined in Eberline Services Quality Control Procedures Manual.

Please call me if you have any questions concerning this report.

Regards,

Melissa Mannion
Senior Program Manager

MCM/njv

Enclosure: Report on CD


Analytical Services
2030 Wright Avenue
P.O. Box 4040
Richmond, California 94804-0040
(510) 235-2633 Fax (510) 235-0438
Toll Free (800) 841-5487
www.eberlineservices.com
NPDES - 581

Eberline Services

ANALYSIS RESULTS

SDG <u>8695</u>	Client <u>TA IRVINE</u>
Work Order <u>R802041-01</u>	Contract <u>PROJECT# IRB0147</u>
Received Date <u>02/05/08</u>	Matrix <u>WATER</u>

<u>Client</u>	<u>Lab</u>	<u>Collected</u>	<u>Analyzed</u>	<u>Nuclide</u>	<u>Results + 2σ</u>	<u>Units</u>	<u>MDA</u>
<u>IRB0147-01</u>	<u>8695-001</u>	<u>02/03/08</u>	<u>02/27/08</u>	GrossAlpha	0.505 ± 0.72	pCi/L	1.1
			<u>02/27/08</u>	Gross Beta	4.62 ± 0.77	pCi/L	1.0
			<u>02/27/08</u>	Ra-228	0.062 ± 0.29	pCi/L	0.54
			<u>02/23/08</u>	K-40 (G)	U	pCi/L	33
			<u>02/23/08</u>	Cs-137 (G)	U	pCi/L	1.5
			<u>02/28/08</u>	H-3	-48.2 ± 81	pCi/L	150
			<u>03/03/08</u>	Ra-226	-0.081 ± 0.31	pCi/L	0.68
			<u>02/18/08</u>	Sr-90	-0.034 ± 0.31	pCi/L	0.73
			<u>02/26/08</u>	Total U	0.701 ± 0.077	pCi/L	0.022

Certified by <u></u>
Report Date <u>03/11/08</u>
Page 1

Eberline Services

QC RESULTS

SDG <u>8695</u>	Client <u>TA IRVINE</u>
Work Order <u>R802041-01</u>	Contract <u>PROJECT# IRB0147</u>
Received Date <u>02/05/08</u>	Matrix <u>WATER</u>

Lab	Sample ID	Nuclide	Results	Units	Amount Added	MDA	Evaluation
<u>LCS</u>							
	8693-002	GrossAlpha	10.6 ± 0.82	pCi/Smpl	10.2	0.31	104% recovery
		Gross Beta	9.07 ± 0.36	pCi/Smpl	9.38	0.28	97% recovery
		Ra-228	8.40 ± 0.59	pCi/Smpl	8.66	0.88	97% recovery
		Co-60 (G)	214 ± 14	pCi/Smpl	224	9.1	96% recovery
		Cs-137 (G)	240 ± 12	pCi/Smpl	236	9.2	102% recovery
		Am-241 (G)	255 ± 26	pCi/Smpl	254	31	100% recovery
		H-3	222 ± 12	pCi/Smpl	239	13	93% recovery
		Ra-226	5.35 ± 0.24	pCi/Smpl	5.02	0.076	107% recovery
		Sr-90	10.7 ± 0.80	pCi/Smpl	9.39	0.37	114% recovery
		Total U	1.12 ± 0.13	pCi/Smpl	1.13	0.004	99% recovery

<u>BLANK</u>							
	8693-003	GrossAlpha	-0.103 ± 0.17	pCi/Smpl	NA	0.34	<MDA
		Gross Beta	-0.111 ± 0.15	pCi/Smpl	NA	0.27	<MDA
		Ra-228	0.239 ± 0.48	pCi/Smpl	NA	0.68	<MDA
		K-40 (G)	U	pCi/Smpl	NA	110	<MDA
		Cs-137 (G)	U	pCi/Smpl	NA	5.4	<MDA
		H-3	-1.64 ± 8.3	pCi/Smpl	NA	15	<MDA
		Ra-226	0.016 ± 0.034	pCi/Smpl	NA	0.062	<MDA
		Sr-90	0.099 ± 0.15	pCi/Smpl	NA	0.27	<MDA
		Total U	0.00E 00 ± 1.9E-04	pCi/Smpl	NA	4.5E-04	<MDA

<u>DUPLICATES</u>				<u>ORIGINALS</u>				
Sample ID	Nuclide	Results ± 2σ	MDA	Sample ID	Results ± 2σ	MDA	RPD (Tot)	Eval
8693-004	GrossAlpha	1.03 ± 1.0	1.5	8693-001	0.763 ± 0.99	1.3	-	0 satis.
	Gross Beta	15.0 ± 1.2	1.6		14.2 ± 0.93	0.97	5	46 satis.
	Ra-228	0.099 ± 0.18	0.48		0.295 ± 0.19	0.49	-	0 satis.
	K-40 (G)	24.8 ± 7.8	4.9		24.0 ± 11	8.2	3	86 satis.
	Cs-137 (G)	U	0.53		U	0.86	-	0 satis.
	H-3	-6.31 ± 84	150		7.12 ± 78	130	-	0 satis.
	Ra-226	0.583 ± 0.52	0.81		0.426 ± 0.44	0.70	-	0 satis.
	Sr-90	-0.021 ± 0.29	0.71		0.026 ± 0.31	0.72	-	0 satis.
	Total U	0.611 ± 0.067	0.022		0.578 ± 0.064	0.022	6	30 satis.

Certified by ngv

Report Date 03/11/08


Page 2

Eberline Services

QC RESULTS

SDG <u>8695</u>	Client <u>TA IRVINE</u>
Work Order <u>R802041-01</u>	Contract <u>PROJECT# IRB0147</u>
Received Date <u>02/05/08</u>	Matrix <u>WATER</u>

<u>SPIKED SAMPLE</u>				<u>ORIGINAL SAMPLE</u>				
<u>Sample ID</u>	<u>Nuclide</u>	<u>Results ± 2σ</u>	<u>MDA</u>	<u>Sample ID</u>	<u>Results ± 2σ</u>	<u>MDA</u>	<u>Added</u>	<u>%Recv</u>
8693-005	GrossAlpha	95.8 ± 5.5	1.4	8693-001	0.763 ± 0.99	1.3	71.2	133
	Gross Beta	77.9 ± 2.0	1.5		14.2 ± 0.93	0.97	62.5	102
	H-3	15500 ± 300	150		7.12 ± 78	130	16000	97
	Ra-226	120 ± 4.8	0.69		0.426 ± 0.44	0.70	112	107
	Total U	109 ± 13	2.2		0.578 ± 0.064	0.022	113	96

Certified by 
Report Date 03/11/08
Page 3

SUBCONTRACT ORDER

TestAmerica Irvine

IRB0147

SENDING LABORATORY:

TestAmerica Irvine
17461 Derian Avenue, Suite 100
Irvine, CA 92614
Phone: (949) 261-1022
Fax: (949) 260-3297
Project Manager: Joseph Doak


RECEIVING LABORATORY:

Eberline Services
2030 Wright Avenue
Richmond, CA 94804
Phone : (510) 235-2633
Fax: (510) 235-0438
Project Location: California
Receipt Temperature: 4.0 °C Ice: (Y) / N

Analysis	Units	Due	Expires	Comments
Sample ID: IRB0147-01	Water	Sampled: 02/03/08 13:00		
EDD + Level 4	N/A	02/13/08	03/02/08 13:00	Excel EDD email to pm, include Std logs for Lvl IV
Gamma Spec-O	mg/kg	02/13/08	02/02/09 13:00	Out to Eberline, k-40 and cs-137 only
Gross Alpha-O	pCi/L	02/13/08	08/01/08 13:00	Out to Eberline, Boeing
Gross Beta-O	pCi/L	02/13/08	08/01/08 13:00	Out to Eberline, Boeing
Radium, Combined-O	pCi/L	02/13/08	02/02/09 13:00	Out to Eberline, Boeing
Strontium 90-O	pCi/L	02/13/08	02/02/09 13:00	Out to Eberline, Boeing
Tritium-O	pCi/L	02/13/08	02/02/09 13:00	Out to Eberline, Boeing
Uranium, Combined-O	pCi/L	02/13/08	02/02/09 13:00	Out to Eberline, Boeing
<i>Containers Supplied:</i>				
2.5 gal Poly (Al)	500 mL Amber (AJ)			

 2/4/08 1700
Released By _____ Date/Time _____

Released By _____ Date/Time _____

Fed Ex 2/4/08 1700
Received By _____ Date/Time _____
 02/05/08 09:30
Received By _____ Date/Time _____

Handwritten signature

Client: TEST AMERICA City: IRVINE State: CA

Date/Time received: 02/05/08 09:30 SOC No: IRB0147

Container ID No: ICE CHEST Requested TAT (Days): _____ P.C. Received Yes No

INSPECTION

- 1 Custody seals on shipping container intact? Yes No N/A
- 2 Custody seals on shipping container dated & signed? Yes No N/A
- 3 Custody seals on sample containers intact? Yes No N/A
- 4 Custody seals on sample containers dated & signed? Yes No N/A
- 5 Packing material: Yes No
- 6 Number of samples in shipping container: 1 Sample Matrix: W
- 7 Number of containers per sample: 2 (Or see SoC _____)
- 8 Samples are in correct container? Yes No
- 9 Paperwork agrees with samples? Yes No
- 10 Samples have Tape Hazard labels Frag labels Appropriate sample labels?
- 11 Samples are in good condition? Leaking _____ Broken Container _____ Missing _____
- 12 Samples are Preserved _____ Not preserved or _____ Preservative _____
- 13 Describe any anomalies _____

14 Was P.M. notified of any anomalies? Yes No Date _____

15 Inspected by: M. Fun Date: 02/05/08 Time: 10:45

Customer Sample No	Beta/Gamma cpm	Ion Chamber mR/hr	Wide	Customer Sample No	Beta/Gamma cpm	Ion Chamber mR/hr	Wide
IRB0147-1	60						

Ion Chamber Ser. No. _____ Calibration date _____
Alpha Meter Ser. No. _____ Calibration date _____
Beta/Gamma Meter Ser. No. 100482 Calibration date 09 MAY 07

APPENDIX G

Section 11

Outfall 002, February 20, 2008

MEC^X Data Validation Reports



DATA VALIDATION REPORT

Boeing SSFL NPDES

SAMPLE DELIVERY GROUP: IRB1995

Prepared by

MEC^X, LLC
12269 East Vassar Drive
Aurora, CO 80014

I. INTRODUCTION

Task Order Title: Boeing SSFL NPDES
 Contract Task Order: 1261.100D.00
 Sample Delivery Group: IRB1995
 Project Manager: B. Kelly
 Matrix: Water
 QC Level: IV
 No. of Samples: 1
 No. of Reanalyses/Dilutions: 0
 Laboratory: TestAmerica-Irvine

Table 1. Sample Identification

Client ID	Laboratory ID	Sub-Laboratory ID	Matrix	Collected	Method
Outfall 002	IRB1995-01	30289-001, 8022138-01, 8609- 1	Water	02/20/08 1130	120.1, 180.1, 200.8, 245.1, 900.0, 901.1, 903.0, 904.0, 905.0, 906.0, 1613, ASTM D-5174

II. Sample Management

No anomalies were observed regarding sample management. Eberline did not provide temperature information; however, radiological samples are not required to be chilled. The samples were received at the remaining laboratories within the temperature limits of 4°C ±2°C. According to the case narrative for this SDG, the samples were received intact at all laboratories. The FedEx courier did not release the samples to Vista. The remaining COCs were appropriately signed and dated by field and/or laboratory personnel. As the sample was couriered to TestAmerica-Irvine, Eberline, and Weck, custody seals were not required. Custody seals were intact upon arrival at Vista. If necessary, the client ID was added to the sample result summary by the reviewer.

Data Qualifier Reference Table

Qualifier	Organics	Inorganics
U	The analyte was analyzed for, but was not detected above the reported sample quantitation limit. The associated value is the quantitation limit or the estimated detection limit for dioxins.	The material was analyzed for, but was not detected above the level of the associated value. The associated value is either the sample quantitation limit or the sample detection limit. The associated value is the sample detection limit or the quantitation limit for perchlorate only.
J	The analyte was positively identified; the associated numerical value is the approximate concentration of the analyte in the sample.	The associated value is an estimated quantity.
N	The analysis indicates the presence of an analyte for which there is presumptive evidence to make a "tentative identification."	Not applicable.
NJ	The analysis indicates the presence of an analyte that has been "tentatively identified" and the associated numerical value represents its approximate concentration.	Not applicable.
UJ	The analyte was not deemed above the reported sample quantitation limit. However, the reported quantitation limit is approximate and may or may not represent the actual limit of quantitation necessary to accurately and precisely measure the analyte in the sample.	The material was analyzed for, but was not detected. The associated value is an estimate and may be inaccurate or imprecise.
R	The data are unusable. The sample results are rejected due to serious deficiencies in the ability to analyze the sample and to meet quality control criteria. The presence or absence of the analyte cannot be verified.	The data are unusable. The sample results are rejected due to serious deficiencies in the ability to analyze the sample and to meet quality control criteria. The presence or absence of the analyte cannot be verified.

Qualification Code Reference Table

Qualifier	Organics	Inorganics
H	Holding times were exceeded.	Holding times were exceeded.
S	Surrogate recovery was outside QC limits.	The sequence or number of standards used for the calibration was incorrect
C	Calibration %RSD or %D was noncompliant.	Correlation coefficient is <0.995.
R	Calibration RRF was <0.05.	%R for calibration is not within control limits.
B	Presumed contamination as indicated by the preparation (method) blank results.	Presumed contamination as indicated by the preparation (method) or calibration blank results.
L	Laboratory Blank Spike/Blank Spike Duplicate %R was not within control limits.	Laboratory Control Sample %R was not within control limits.
Q	MS/MSD recovery was poor or RPD high.	MS recovery was poor.
E	Not applicable.	Duplicates showed poor agreement.
I	Internal standard performance was unsatisfactory.	ICP ICS results were unsatisfactory.
A	Not applicable.	ICP Serial Dilution %D were not within control limits.
M	Tuning (BFB or DFTPP) was noncompliant.	Not applicable.
T	Presumed contamination as indicated by the trip blank results.	Not applicable.
+	False positive – reported compound was not present.	Not applicable.
-	False negative – compound was present but not reported.	Not applicable.
F	Presumed contamination as indicated by the FB or ER results.	Presumed contamination as indicated by the FB or ER results.
\$	Reported result or other information was incorrect.	Reported result or other information was incorrect.
?	TIC identity or reported retention time has been changed.	Not applicable.

Qualification Code Reference Table Cont.

D	The analysis with this flag should not be used because another more technically sound analysis is available.	The analysis with this flag should not be used because another more technically sound analysis is available.
P	Instrument performance for pesticides was poor.	Post Digestion Spike recovery was not within control limits.
DNQ	The reported result is above the method detection limit but is less than the reporting limit.	The reported result is above the method detection limit but is less than the reporting limit.
*II, *III	Unusual problems found with the data that have been described in Section II, "Sample Management," or Section III, "Method Analyses." The number following the asterisk (*) will indicate the report section where a description of the problem can be found.	Unusual problems found with the data that have been described in Section II, "Sample Management," or Section III, "Method Analyses." The number following the asterisk (*) will indicate the report section where a description of the problem can be found.

III. Method Analyses

A. EPA METHOD 1613—Dioxin/Furans

Reviewed By: K. Shadowlight

Date Reviewed: April 9, 2008

The sample listed in Table 1 for this analysis was validated based on the guidelines outlined in the *MEC^x Data Validation Procedure for Dioxins and Furans (DVP-19, Rev. 0)*, *USEPA Method 1613*, and the *National Functional Guidelines Chlorinated Dioxin/Furan Data Review (8/02)*.

- Holding Times: Extraction and analytical holding times were met. The water sample was extracted and analyzed within one year of collection.
- Instrument Performance: Instrument performance criteria were met. Following are findings associated with instrument performance.
 - GC Column Performance: A Windows Defining Mix (WDM) containing the first and last eluting congeners of each descriptor and isomer specificity compounds was not analyzed prior to the initial calibration sequence or at the beginning of each analytical sequence; however, the first and last eluting congeners and isomer specificity compounds were added to the midpoint of the initial calibration and to the continuing calibration standards. The GC column performance in the calibrations was acceptable, with the height of the valley between the closely eluting isomers and 2,3,7,8-TCDD reported as less than 25%.
 - Mass Spectrometer Performance: The mass spectrometer performance was acceptable with the static resolving power greater than 10,000.
- Calibration: Calibration criteria were met.
 - Initial Calibration: Initial calibration criteria were met. The initial calibration was acceptable with %RSDs $\leq 20\%$ for the 16 native compounds (calibration by isotope dilution) and $\leq 35\%$ for the one native and all labeled compounds (calibration by internal standard). The relative retention times and ion abundance ratios were within the Method 1613 QC limits for all standards.
 - Continuing Calibration: Calibration verification (VER) consisted of a mid-level standard (CS3) analyzed at the beginning of each analytical sequence. The VERs were acceptable with the concentrations within the acceptance criteria listed in Table 6 of EPA Method 1613. The ion abundance ratios and relative retention times were within the method QC limits.
- Blanks: The method blank had no target compound detects above the EDL.

- Blank Spikes and Laboratory Control Samples: Recoveries were within the acceptance criteria listed in Table 6 of Method 1613.
- Field QC Samples: Field QC samples were evaluated, and if necessary, qualified based on method blanks and other laboratory QC results affecting the usability of the field QC data. Any remaining detects were used to evaluate the associated site samples. Following are findings associated with field QC samples:
 - Field Blanks and Equipment Rinsates: This SDG had no identified field blank or equipment rinsate samples.
 - Field Duplicates: There were no field duplicate samples identified for this SDG.
- Internal Standards Performance: The labeled standard recoveries were within the acceptance criteria listed in Table 7 of Method 1613.
- Compound Identification: Compound identification was verified. The laboratory analyzed for polychlorinated dioxins/furans by EPA Method 1613.
- Compound Quantification and Reported Detection Limits: Compound quantitation was verified by recalculating a representative number of blank spike concentrations as there were no sample detects. The laboratory calculated and reported compound-specific detection limits. Nondetects are valid to the estimated detection limit (EDL).

B. EPA METHODS 200.8, 245.1—Metals and Mercury

Reviewed By: P. Meeks

Date Reviewed: April 1, 2008

The sample listed in Table 1 for this analysis was validated based on the guidelines outlined in the *MEC^x Data Validation Procedure for Metals (DVP-5, Rev. 0 and DVP-21, Rev. 0)*, *EPA Methods 200.8 and 245.1*, and the *National Functional Guidelines for Inorganic Data Review (2/94)*.

- Holding Times: The analytical holding times, 6 months for metals and 28 days for mercury, were met.
- Tuning: The mass calibration and resolution checks criteria were met. All tuning solution %RSDs were $\leq 5\%$, and all masses of interest were calibrated to ≤ 0.1 amu and ≤ 0.9 amu at 10% peak height.
- Calibration: Calibration criteria were met. Mercury initial calibration r^2 values were ≥ 0.995 and all initial and continuing calibration recoveries were within 90-110% for the ICP-MS metals and 85-115% for mercury. All CRI/CRA and check standard recoveries were within the control limits of 70-130%.

- Blanks: There were no applicable detects in the method blanks or CCBs.
- Interference Check Samples: No ICSA/B analyses were performed in association with the metals analysis.
- Blank Spikes and Laboratory Control Samples: The recoveries were within laboratory-established QC limits.
- Laboratory Duplicates: No laboratory duplicate analyses were performed.
- Matrix Spike/Matrix Spike Duplicate: MS/MSD analyses were performed on the sample in this SDG for the total and dissolved fractions. All recoveries and RPDs were within the laboratory-established control limits. Mercury method accuracy was evaluated based on LCS results.
- Serial Dilution: No serial dilution analyses were performed.
- Internal Standards Performance: All sample internal standard intensities were within 30-120% of the internal standard intensities measured in the initial calibration. The internal standard recoveries in the CCB following the dissolved metals analysis were below the control limit, from 65-71%; therefore, all dissolved analytes except arsenic were qualified as estimated, "J," for detects and, "UJ," for nondetects. Arsenic was reported from a separate analysis and did not require qualification. The remaining bracketing CCV and CCB internal standard intensities were within 80-120% of the internal standard intensities measured in the initial calibration.
- Sample Result Verification: Calculations were verified and the sample results reported on the sample result summary were verified against the raw data. No transcription errors or calculation errors were noted. Detects reported below the reporting limit were qualified as estimated, "J," and coded with "DNQ," in order to comply with the NPDES permit. Reported nondetects are valid to the MDL.

The reviewer noted that arsenic and selenium were detected at slightly higher concentrations in the dissolved metals sample fraction than in the dissolved metals fraction. In all both cases, the difference between the total and dissolved results was within the sensitivity limits of the analytical instrument and, therefore, the reviewer considered the total and dissolved results to be equivalent. Nickel was not detected in the total metals fraction but was detected above the reporting limit in the dissolved metals fraction. The difference between the two results exceeded the instrument sensitivity limits; however, as all other dissolved results were less than the total results, the difference in the copper results was likely due to nonhomogenous sample.

- Field QC Samples: Field QC samples were evaluated, and if necessary, qualified based on method blanks and other laboratory QC results affecting the usability of the field QC data. Any remaining detects were used to evaluate the associated site samples. Following are findings associated with field QC samples:

- Field Blanks and Equipment Rinsates: This SDG had no identified field blank or equipment rinsate samples.
- Field Duplicates: There were no field duplicate samples identified for this SDG.

C. VARIOUS EPA METHODS — Radionuclides

Reviewed By: P. Meeks

Date Reviewed: April 2, 2008

The sample listed in Table 1 for this analysis was validated based on the guidelines outlined in the *EPA Methods 900.0, 901.1, 903.1, 904.0, 905.0, and 906.0, ASTM Method D-5174, and the National Functional Guidelines for Inorganic Data Review (2/94)*.

- Holding Times: The tritium sample was analyzed within 180 days of collection. Aliquots for gross alpha and gross beta were prepared within the five-day analytical holding time for unpreserved samples. Aliquots for radium-226, radium-228, strontium-90, total uranium, and gamma spectroscopy were prepared beyond the five-day holding time for unpreserved samples; therefore, results for these analytes were qualified as estimated, "J," for detects and, "UJ," for nondetects.
- Calibration: The laboratory calibration information included the standard certificates and applicable preparation/dilutions logs for NIST-traceability.

The gross alpha detector efficiency was less than 20%; therefore, gross alpha detected in the sample was qualified as an estimated detect, "J." The gross beta detector efficiency was greater than 20%.

The tritium aliquot was spiked for efficiency determination; therefore, no calibration was necessary. The tritium detector efficiency for the sample was marginally less than 20%; therefore, nondetected tritium was qualified as an estimated nondetect, "UJ." The strontium chemical yield was at least 70% and was considered acceptable. The strontium and radium-226 continuing calibration results were within the laboratory control limits. The radium-228 tracer, yttrium oxalate, yields were greater than 70%. The gamma spectroscopy analytes were determined at the maximum photopeak energy. The kinetic phosphorescence analyzer (KPA) was calibrated immediately prior to the sample analysis. All KPA calibration check standard recoveries were within 90-110% and were deemed acceptable.

- Blanks: There were no analytes detected in the method blanks.
- Blank Spikes and Laboratory Control Samples: The recoveries were within laboratory-established control limits.

- **Laboratory Duplicates:** Laboratory duplicate analyses were performed on the sample in this SDG for all analytes except potassium-40 and cesium-137. All RPDs were within the laboratory-established control limits, except the RPDs for gross alpha and gross beta. As the duplicate results for gross alpha and gross beta were within the 2-sigma error, no qualifications were required.
- **Matrix Spike/Matrix Spike Duplicate:** MS/MSD analyses were performed for the sample in this SDG for gross alpha, gross beta, tritium, radium-226 and total uranium. All recoveries were within the laboratory-established control limits.
- **Sample Result Verification:** An EPA Level IV review was performed for the sample in this data package. The sample results and MDAs reported on the sample result form were verified against the raw data and no calculation or transcription errors were noted. Reported nondetects are valid to the MDA.
- **Field QC Samples:** Field QC samples were evaluated, and if necessary, qualified based on method blanks and other laboratory QC results affecting the usability of the field QC data. Any remaining detects were used to evaluate the associated site samples. Following are findings associated with field QC samples:
 - **Field Blanks and Equipment Rinsates:** This SDG had no identified field blank or equipment rinsate samples.
 - **Field Duplicates:** There were no field duplicate samples identified for this SDG.

D. VARIOUS EPA METHODS—General Minerals

Reviewed By: P. Meeks

Date Reviewed: April 3, 2008

The sample listed in Table 1 for these analyses was validated based on the guidelines outlined in the *MEC^x Data Validation Procedure for General Minerals (DVP-6, Rev. 0)*, *EPA Methods 120.1 and 180.1*, and the *National Functional Guidelines for Inorganic Data Review (2/94)*.

- **Holding Times:** Analytical holding times, 24 hours for conductivity and 48 hours for turbidity, were met.
- **Calibration:** The turbidity and conductivity check standard recoveries were acceptable.
- **Blanks:** Turbidity was detected in the method blank but not at a concentration sufficient to qualify the site sample.
- **Blank Spikes and Laboratory Control Samples:** The LCS is not applicable to conductivity or turbidity.

- **Laboratory Duplicates:** Laboratory duplicate analyses were performed for the sample in this SDG for turbidity. The RPD was within the laboratory-established control limit. A laboratory duplicate analysis was reported from conductivity; however, the reviewer did not find this analysis in the raw data.
- **Matrix Spike/Matrix Spike Duplicate:** Not applicable to these analyses.
- **Sample Result Verification:** Review is not applicable at a Level V validation. Nondetects are valid to the reporting limit.
- **Field QC Samples:** Field QC samples were evaluated, and if necessary, qualified based on method blanks and other laboratory QC results affecting the usability of the field QC data. Any remaining detects were used to evaluate the associated site samples. Following are findings associated with field QC samples:
 - **Field Blanks and Equipment Rinsates:** This SDG had no identified field blank or equipment rinsate samples.
 - **Field Duplicates:** There were no field duplicate samples identified for this SDG.

Sample ID: IRB1995-01 *Outfall 002*

Client Data
 Name: Test America-Irvine, CA
 Project: IRB1995
 Date Collected: 20-Feb-08
 Time Collected: 1130

Sample Data
 Matrix: Aqueous
 Sample Size: 1.02 L

Laboratory Data
 Lab Sample: 30289-001
 QC Batch No.: 9988
 Date Analyzed DB-5: 6-Mar-08

EPA Method 1613
 Date Received: 22-Feb-08
 Date Extracted: 4-Mar-08
 Date Analyzed DB-225: NA

Analyte	Conc. (ug/L)	DL ^a	EMPC ^b	Qualifiers	Labeled Standard	%R	LCL-UCL ^d	Qualifiers
2,3,7,8-TCDD	ND	0.00000205			IS 13C-2,3,7,8-TCDD	73.5	25 - 164	
1,2,3,7,8-PeCDD	ND	0.00000251			13C-1,2,3,7,8-PeCDD	73.1	25 - 181	
1,2,3,4,7,8-HxCDD	ND	0.00000291			13C-1,2,3,4,7,8-HxCDD	63.2	32 - 141	
1,2,3,6,7,8-HxCDD	ND	0.00000282			13C-1,2,3,6,7,8-HxCDD	73.6	28 - 130	
1,2,3,7,8,9-HxCDD	ND	0.00000276			13C-1,2,3,4,6,7,8-HpCDD	74.6	23 - 140	
1,2,3,4,6,7,8-HpCDD	ND	0.00000604			13C-OCDD	61.8	17 - 157	
OCDD	ND	0.0000109			13C-2,3,7,8-TCDF	78.8	24 - 169	
2,3,7,8-TCDF	ND	0.00000191			13C-1,2,3,7,8-PeCDF	77.1	24 - 185	
1,2,3,7,8-PeCDF	ND	0.00000188			13C-2,3,4,7,8-PeCDF	76.4	21 - 178	
2,3,4,7,8-PeCDF	ND	0.00000169			13C-1,2,3,4,7,8-HxCDF	79.5	26 - 152	
1,2,3,4,7,8-HxCDF	ND	0.00000183			13C-1,2,3,6,7,8-HxCDF	82.5	26 - 123	
1,2,3,6,7,8-HxCDF	ND	0.00000173			13C-2,3,4,6,7,8-HxCDF	80.4	28 - 136	
2,3,4,6,7,8-HxCDF	ND	0.00000199			13C-1,2,3,7,8,9-HxCDF	82.1	29 - 147	
1,2,3,7,8,9-HxCDF	ND	0.00000249			13C-1,2,3,4,6,7,8-HpCDF	79.4	28 - 143	
1,2,3,4,6,7,8-HpCDF	ND	0.00000516			13C-1,2,3,4,7,8,9-HpCDF	86.0	26 - 138	
1,2,3,4,7,8,9-HpCDF	ND	0.00000536			13C-OCDF	82.9	17 - 157	
OCDF	ND	0.00000655			CRS 37Cl-2,3,7,8-TCDD	96.1	35 - 197	
Totals								
Total TCDD	ND	0.00000205						
Total PeCDD	ND	0.00000251						
Total HxCDD	ND	0.00000283						
Total HpCDD	ND	0.00000604						
Total TCDF	ND	0.00000191						
Total PeCDF	ND	0.00000178						
Total HxCDF	ND	0.00000201						
Total HpCDF	ND	0.00000526						

Footnotes
 a. Sample specific estimated detection limit.
 b. Estimated maximum possible concentration.
 c. Method detection limit.
 d. Lower control limit - upper control limit.

Analyst: JMH *Level IV* Approved By: Martha M. Maier 11-Mar-2008 08:20

MWH-Pasadena/Boeing
618 Michillinda Avenue, Suite 200
Arcadia, CA 91007
Attention: Bronwyn Kelly

Project ID: Routine Outfall 002
Report Number: IRB1995

Sampled: 02/20/08
Received: 02/20/08

METALS

Analyte	Method	Batch	MDL Limit	Reporting Limit	Sample Result	Dilution Factor	Date Extracted	Date Analyzed	Data Qualifiers
Sample ID: IRB1995-01 (Outfall 002 - Water) - cont.									
Reporting Units: mg/l									
Barium *	EPA 200.7	8B20154	0.0060	0.010	0.043	1	02/20/08	02/21/08	
Iron *	EPA 200.7	8B20154	0.015	0.040	0.073	1	02/20/08	02/21/08	
Sample ID: IRB1995-01 (Outfall 002 - Water)									
Reporting Units: ug/l									
Arsenic J/DNQ	EPA 200.8	8B20152	0.70	1.0	0.99	1	02/20/08	02/21/08	J
Beryllium U	EPA 200.8	8B20152	0.20	0.50	ND	1	02/20/08	02/21/08	
Cadmium U	EPA 200.8	8B20152	0.11	1.0	ND	1	02/20/08	02/21/08	
Chromium J/DNQ	EPA 200.8	8B20152	0.70	2.0	1.1	1	02/20/08	02/21/08	J
Copper	EPA 200.8	8B20152	0.75	2.0	2.3	1	02/20/08	02/21/08	
Lead U	EPA 200.8	8B20152	0.30	1.0	ND	1	02/20/08	02/21/08	
Manganese	EPA 200.8	8B20152	0.75	1.0	20	1	02/20/08	02/21/08	
Nickel U	EPA 200.8	8B20152	0.90	2.0	ND	1	02/20/08	02/21/08	
Selenium J/DNQ	EPA 200.8	8B20152	0.30	2.0	0.68	1	02/20/08	02/21/08	J
Zinc *	EPA 200.7	8B20154	6.0	20	26	1	02/20/08	02/21/08	

* Analysis not validated

LEVEL IV

TestAmerica Irvine

Joseph Doak
Project Manager

The results pertain only to the samples tested in the laboratory. This report shall not be reproduced, except in full, without written permission from TestAmerica.

IRB1995 <Page 5 of 36>

MWH-Pasadena/Boeing
618 Michillinda Avenue, Suite 200
Arcadia, CA 91007
Attention: Bronwyn Kelly

Project ID: Routine Outfall 002

Report Number: IRB1995

Sampled: 02/20/08
Received: 02/20/08

DISSOLVED METALS

Analyte	Method	Batch	MDL Limit	Reporting Limit	Sample Result	Dilution Factor	Date Extracted	Date Analyzed	Data Qualifiers
Sample ID: IRB1995-01 (Outfall 002 - Water) - cont.									
Reporting Units: mg/l									
Barium *	EPA 200.7-Diss	8B22085	0.0060	0.010	0.041	1	02/22/08	02/22/08	
Iron *	EPA 200.7-Diss	8B22085	0.015	0.040	ND	1	02/22/08	02/22/08	
Sample ID: IRB1995-01 (Outfall 002 - Water)									
Reporting Units: ug/l									
Arsenic	EPA 200.8-Diss	8B25091	0.70	1.0	1.1	1	02/25/08	02/26/08	
Beryllium	EPA 200.8-Diss	8B25091	0.20	0.50	ND	1	02/25/08	02/26/08	
Cadmium	EPA 200.8-Diss	8B25091	0.11	1.0	ND	1	02/25/08	02/26/08	
Chromium	EPA 200.8-Diss	8B25091	0.70	2.0	ND	1	02/25/08	02/26/08	
Copper	EPA 200.8-Diss	8B25091	0.75	2.0	1.8	1	02/25/08	02/26/08	J
Lead	EPA 200.8-Diss	8B25091	0.30	1.0	ND	1	02/25/08	02/26/08	
Manganese	EPA 200.8-Diss	8B25091	0.75	1.0	12	1	02/25/08	02/26/08	
Nickel	EPA 200.8-Diss	8B25091	0.90	2.0	2.8	1	02/25/08	02/26/08	
Selenium	EPA 200.8-Diss	8B25091	0.30	2.0	0.86	1	02/25/08	02/26/08	J
Zinc *	EPA 200.7-Diss	8B22085	6.0	20	ND	1	02/22/08	02/22/08	

* Analysis not validated

LEVEL IV

TestAmerica Irvine

Joseph Doak
Project Manager

The results pertain only to the samples tested in the laboratory. This report shall not be reproduced, except in full, without written permission from TestAmerica.

IRB1995 <Page 6 of 36>

MWH-Pasadena/Boeing
618 Michillinda Avenue, Suite 200
Arcadia, CA 91007
Attention: Bronwyn Kelly

Project ID: Routine Outfall 002

Report Number: IRB1995

Sampled: 02/20/08
Received: 02/20/08

Metals by EPA 200 Series Methods

Analyte	Method	Batch	MDL Limit	Reporting Limit	Sample Result	Dilution Factor	Date Extracted	Date Analyzed	Data Qualifiers
Sample ID: IRB1995-01 (Outfall 002 - Water) - cont.									
Reporting Units: ug/l									
Mercury, Dissolved	EPA 245.1	W8B0837	0.050	0.20	ND	1	02/25/08	02/26/08	
Mercury, Total	EPA 245.1	W8B0837	0.050	0.20	ND	1	02/25/08	02/26/08	

LEVEL IV

TestAmerica Irvine

Joseph Doak
Project Manager

The results pertain only to the samples tested in the laboratory. This report shall not be reproduced, except in full, without written permission from TestAmerica.

IRB1995 <Page 12 of 36>


Eberline Services

ANALYSIS RESULTS

SDG <u>8609</u>	Client <u>TA IRVINE</u>
Work Order <u>R802140-01</u>	Contract <u>PROJECT# IRB1995</u>
Received Date <u>02/22/08</u>	Matrix <u>WATER</u>

Client	Lab	Sample ID	Collected	Analyzed	Nuclide	Results ± 2σ	Units	MDA
Client <u>Sample ID</u> Outfall 002 IRB1995-01	8609-001	02/20/08	03/15/08	GrossAlpha	3.00 ± 2.0	pCi/L	2.8	J/R
			03/15/08	Gross Beta	2.91 ± 2.0	pCi/L	3.3	U
			03/10/08	Ra-228	0.016 ± 0.16	pCi/L	0.44	U/J/H
			03/11/08	K-40 (G)	U	pCi/L	39	↓
			03/11/08	Cs-137 (G)	U	pCi/L	1.7	↓
			03/14/08	H-3	-40.9 ± 84	pCi/L	140	U/J/R
			03/13/08	Ra-226	-0.003 ± 0.41	pCi/L	0.79	U/J/H
			03/10/08	Sr-90	0.137 ± 0.49	pCi/L	1.1	↓
			03/05/08	Total U	1.30 ± 0.15	pCi/L	0.023	J/H

LEVEL IV

Certified by <u></u> Report Date <u>03/21/08</u> Page 1
--

MWH-Pasadena/Boeing
618 Michillinda Avenue, Suite 200
Arcadia, CA 91007
Attention: Bronwyn Kelly

Project ID: Routine Outfall 002

Report Number: IRB1995

Sampled: 02/20/08

Received: 02/20/08

INORGANICS

Analyte	Method	Batch	MDL Limit	Reporting Limit	Sample Result	Dilution Factor	Date Extracted	Date Analyzed	Data Qualifiers
Sample ID: IRB1995-01 (Outfall 002 - Water) - cont.									
Reporting Units: NTU									
Turbidity	EPA 180.1	8B21126	0.040	1.0	1.0	1	02/21/08	02/21/08	

LEVEL IV

TestAmerica Irvine

Joseph Doak
Project Manager

The results pertain only to the samples tested in the laboratory. This report shall not be reproduced, except in full, without written permission from TestAmerica.

IRB1995 <Page 9 of 36>

MWH-Pasadena/Boeing
618 Michillinda Avenue, Suite 200
Arcadia, CA 91007
Attention: Bronwyn Kelly

Project ID: Routine Outfall 002
Report Number: IRB1995

Sampled: 02/20/08
Received: 02/20/08

INORGANICS

Analyte	Method	Batch	MDL Limit	Reporting Limit	Sample Result	Dilution Factor	Date Extracted	Date Analyzed	Data Qualifiers
Sample ID: IRB1995-01 (Outfall 002 - Water) - cont.									
Reporting Units: umhos/cm									
Specific Conductance	EPA 120.1	8B21118	1.0	1.0	680	1	02/21/08	02/21/08	

LEVEL IV

TestAmerica Irvine

Joseph Doak
Project Manager

The results pertain only to the samples tested in the laboratory. This report shall not be reproduced, except in full, without written permission from TestAmerica.

IRB1995 <Page 11 of 36>

APPENDIX G

Section 12

Outfall 002, February 20, 2008

Test America Analytical Laboratory Report

LABORATORY REPORT

Prepared For: MWH-Pasadena/Boeing
618 Michillinda Avenue, Suite 200
Arcadia, CA 91007
Attention: Bronwyn Kelly

Project: Routine Outfall 002

Sampled: 02/20/08
Received: 02/20/08
Issued: 03/12/08 13:55

NELAP #01108CA California ELAP#1197 CSDLAC #10256

The results listed within this Laboratory Report pertain only to the samples tested in the laboratory. The analyses contained in this report were performed in accordance with the applicable certifications as noted. All soil samples are reported on a wet weight basis unless otherwise noted in the report. This Laboratory Report is confidential and is intended for the sole use of TestAmerica and its client. This report shall not be reproduced, except in full, without written permission from TestAmerica. The Chain(s) of Custody, 2 pages, are included and are an integral part of this report.


This entire report was reviewed and approved for release.

SAMPLE CROSS REFERENCE

SUBCONTRACTED: Refer to the last page for specific subcontract laboratory information included in this report.

LABORATORY ID	CLIENT ID	MATRIX
IRB1995-01	Outfall 002	Water
IRB1995-02	Trip Blanks	Water

Reviewed By:



TestAmerica Irvine

Joseph Doak
Project Manager

MWH-Pasadena/Boeing
618 Michillinda Avenue, Suite 200
Arcadia, CA 91007
Attention: Bronwyn Kelly

Project ID: Routine Outfall 002

Report Number: IRB1995

Sampled: 02/20/08
Received: 02/20/08

PURGEABLES BY GC/MS (EPA 624)

Analyte	Method	Batch	MDL Limit	Reporting Limit	Sample Result	Dilution Factor	Date Extracted	Date Analyzed	Data Qualifiers
Sample ID: IRB1995-01 (Outfall 002 - Water)									
Reporting Units: ug/l									
1,1,1-Trichloroethane	EPA 624	8B25001	0.30	0.50	ND	1	02/25/08	02/25/08	
1,1,2-Trichloroethane	EPA 624	8B25001	0.30	0.50	ND	1	02/25/08	02/25/08	
1,1-Dichloroethane	EPA 624	8B25001	0.27	0.50	ND	1	02/25/08	02/25/08	
1,1-Dichloroethene	EPA 624	8B25001	0.42	0.50	ND	1	02/25/08	02/25/08	
1,2-Dichloroethane	EPA 624	8B25001	0.28	0.50	ND	1	02/25/08	02/25/08	
Benzene	EPA 624	8B25001	0.28	0.50	ND	1	02/25/08	02/25/08	
Carbon tetrachloride	EPA 624	8B25001	0.28	0.50	ND	1	02/25/08	02/25/08	
Chloroform	EPA 624	8B25001	0.33	0.50	ND	1	02/25/08	02/25/08	
Ethylbenzene	EPA 624	8B25001	0.25	0.50	ND	1	02/25/08	02/25/08	
Tetrachloroethene	EPA 624	8B25001	0.32	0.50	ND	1	02/25/08	02/25/08	
Toluene	EPA 624	8B25001	0.36	0.50	ND	1	02/25/08	02/25/08	
Trichloroethene	EPA 624	8B25001	0.26	0.50	ND	1	02/25/08	02/25/08	
Trichlorofluoromethane	EPA 624	8B25001	0.34	0.50	ND	1	02/25/08	02/25/08	
Trichlorotrifluoroethane (Freon 113)	EPA 624	8B25001	0.50	5.0	ND	1	02/25/08	02/25/08	
Vinyl chloride	EPA 624	8B25001	0.30	0.50	ND	1	02/25/08	02/25/08	
Xylenes, Total	EPA 624	8B25001	0.90	1.5	ND	1	02/25/08	02/25/08	
Surrogate: Dibromofluoromethane (80-120%)					98 %				
Surrogate: Toluene-d8 (80-120%)					100 %				
Surrogate: 4-Bromofluorobenzene (80-120%)					90 %				

Sample ID: IRB1995-02 (Trip Blanks - Water)

Analyte	Method	Batch	MDL Limit	Reporting Limit	Sample Result	Dilution Factor	Date Extracted	Date Analyzed	Data Qualifiers
Reporting Units: ug/l									
1,1,1-Trichloroethane	EPA 624	8B25001	0.30	0.50	ND	1	02/25/08	02/25/08	
1,1,2-Trichloroethane	EPA 624	8B25001	0.30	0.50	ND	1	02/25/08	02/25/08	
1,1-Dichloroethane	EPA 624	8B25001	0.27	0.50	ND	1	02/25/08	02/25/08	
1,1-Dichloroethene	EPA 624	8B25001	0.42	0.50	ND	1	02/25/08	02/25/08	
1,2-Dichloroethane	EPA 624	8B25001	0.28	0.50	ND	1	02/25/08	02/25/08	
Benzene	EPA 624	8B25001	0.28	0.50	ND	1	02/25/08	02/25/08	
Carbon tetrachloride	EPA 624	8B25001	0.28	0.50	ND	1	02/25/08	02/25/08	
Chloroform	EPA 624	8B25001	0.33	0.50	ND	1	02/25/08	02/25/08	
Ethylbenzene	EPA 624	8B25001	0.25	0.50	ND	1	02/25/08	02/25/08	
Tetrachloroethene	EPA 624	8B25001	0.32	0.50	ND	1	02/25/08	02/25/08	
Toluene	EPA 624	8B25001	0.36	0.50	ND	1	02/25/08	02/25/08	
Trichloroethene	EPA 624	8B25001	0.26	0.50	ND	1	02/25/08	02/25/08	
Trichlorofluoromethane	EPA 624	8B25001	0.34	0.50	ND	1	02/25/08	02/25/08	
Trichlorotrifluoroethane (Freon 113)	EPA 624	8B25001	0.50	5.0	ND	1	02/25/08	02/25/08	
Vinyl chloride	EPA 624	8B25001	0.30	0.50	ND	1	02/25/08	02/25/08	
Xylenes, Total	EPA 624	8B25001	0.90	1.5	ND	1	02/25/08	02/25/08	
Surrogate: Dibromofluoromethane (80-120%)					97 %				
Surrogate: Toluene-d8 (80-120%)					100 %				
Surrogate: 4-Bromofluorobenzene (80-120%)					90 %				

TestAmerica Irvine

Joseph Doak
Project Manager

The results pertain only to the samples tested in the laboratory. This report shall not be reproduced, except in full, without written permission from TestAmerica.

MWH-Pasadena/Boeing
 618 Michillinda Avenue, Suite 200
 Arcadia, CA 91007
 Attention: Bronwyn Kelly

Project ID: Routine Outfall 002

Report Number: IRB1995

Sampled: 02/20/08
 Received: 02/20/08

ACID & BASE/NEUTRALS BY GC/MS (EPA 625)

Analyte	Method	Batch	MDL Limit	Reporting Limit	Sample Result	Dilution Factor	Date Extracted	Date Analyzed	Data Qualifiers
Sample ID: IRB1995-01 (Outfall 002 - Water)									
Reporting Units: ug/l									
Bis(2-ethylhexyl)phthalate	EPA 625	8B22047	1.6	4.7	3.6	0.943	02/22/08	02/26/08	J
2,4-Dinitrotoluene	EPA 625	8B22047	0.19	8.5	ND	0.943	02/22/08	02/26/08	
N-Nitrosodimethylamine	EPA 625	8B22047	0.094	7.5	ND	0.943	02/22/08	02/26/08	
Pentachlorophenol	EPA 625	8B22047	0.094	7.5	ND	0.943	02/22/08	02/26/08	
2,4,6-Trichlorophenol	EPA 625	8B22047	0.094	5.7	ND	0.943	02/22/08	02/26/08	
Surrogate: 2-Fluorophenol (30-120%)					62 %				
Surrogate: Phenol-d6 (35-120%)					71 %				
Surrogate: 2,4,6-Tribromophenol (40-120%)					105 %				
Surrogate: Nitrobenzene-d5 (45-120%)					89 %				
Surrogate: 2-Fluorobiphenyl (50-120%)					77 %				
Surrogate: Terphenyl-d14 (50-125%)					100 %				

TestAmerica Irvine

Joseph Doak
 Project Manager

The results pertain only to the samples tested in the laboratory. This report shall not be reproduced, except in full, without written permission from TestAmerica.

MWH-Pasadena/Boeing
618 Michillinda Avenue, Suite 200
Arcadia, CA 91007
Attention: Bronwyn Kelly

Project ID: Routine Outfall 002

Report Number: IRB1995

Sampled: 02/20/08
Received: 02/20/08

ORGANOCHLORINE PESTICIDES (EPA 608)

Analyte	Method	Batch	MDL Limit	Reporting Limit	Sample Result	Dilution Factor	Date Extracted	Date Analyzed	Data Qualifiers
Sample ID: IRB1995-01 (Outfall 002 - Water) - cont.									
Reporting Units: ug/l									
alpha-BHC	EPA 608	8B22062	0.0024	0.0094	ND	0.943	02/22/08	02/25/08	
Surrogate: Decachlorobiphenyl (45-120%)					82 %				
Surrogate: Tetrachloro-m-xylene (35-115%)					83 %				

TestAmerica Irvine

Joseph Doak
Project Manager

The results pertain only to the samples tested in the laboratory. This report shall not be reproduced, except in full, without written permission from TestAmerica.

IRB1995 <Page 4 of 36>
NPDES - 610

MWH-Pasadena/Boeing
 618 Michillinda Avenue, Suite 200
 Arcadia, CA 91007
 Attention: Bronwyn Kelly

Project ID: Routine Outfall 002

Report Number: IRB1995

Sampled: 02/20/08
 Received: 02/20/08

METALS

Analyte	Method	Batch	MDL Limit	Reporting Limit	Sample Result	Dilution Factor	Date Extracted	Date Analyzed	Data Qualifiers
Sample ID: IRB1995-01 (Outfall 002 - Water) - cont.									
Reporting Units: mg/l									
Barium	EPA 200.7	8B20154	0.0060	0.010	0.043	1	02/20/08	02/21/08	
Iron	EPA 200.7	8B20154	0.015	0.040	0.073	1	02/20/08	02/21/08	
Sample ID: IRB1995-01 (Outfall 002 - Water)									
Reporting Units: ug/l									
Arsenic	EPA 200.8	8B20152	0.70	1.0	0.99	1	02/20/08	02/21/08	J
Beryllium	EPA 200.8	8B20152	0.20	0.50	ND	1	02/20/08	02/21/08	
Cadmium	EPA 200.8	8B20152	0.11	1.0	ND	1	02/20/08	02/21/08	
Chromium	EPA 200.8	8B20152	0.70	2.0	1.1	1	02/20/08	02/21/08	J
Copper	EPA 200.8	8B20152	0.75	2.0	2.3	1	02/20/08	02/21/08	
Lead	EPA 200.8	8B20152	0.30	1.0	ND	1	02/20/08	02/21/08	
Manganese	EPA 200.8	8B20152	0.75	1.0	20	1	02/20/08	02/21/08	
Nickel	EPA 200.8	8B20152	0.90	2.0	ND	1	02/20/08	02/21/08	
Selenium	EPA 200.8	8B20152	0.30	2.0	0.68	1	02/20/08	02/21/08	J
Zinc	EPA 200.7	8B20154	6.0	20	26	1	02/20/08	02/21/08	

TestAmerica Irvine

Joseph Doak
 Project Manager

The results pertain only to the samples tested in the laboratory. This report shall not be reproduced, except in full, without written permission from TestAmerica.

MWH-Pasadena/Boeing
 618 Michillinda Avenue, Suite 200
 Arcadia, CA 91007
 Attention: Bronwyn Kelly

Project ID: Routine Outfall 002

Report Number: IRB1995

Sampled: 02/20/08
 Received: 02/20/08

DISSOLVED METALS

Analyte	Method	Batch	MDL Limit	Reporting Limit	Sample Result	Dilution Factor	Date Extracted	Date Analyzed	Data Qualifiers
Sample ID: IRB1995-01 (Outfall 002 - Water) - cont.									
Reporting Units: mg/l									
Barium	EPA 200.7-Diss	8B22085	0.0060	0.010	0.041	1	02/22/08	02/22/08	
Iron	EPA 200.7-Diss	8B22085	0.015	0.040	ND	1	02/22/08	02/22/08	
Sample ID: IRB1995-01 (Outfall 002 - Water)									
Reporting Units: ug/l									
Arsenic	EPA 200.8-Diss	8B25091	0.70	1.0	1.1	1	02/25/08	02/26/08	
Beryllium	EPA 200.8-Diss	8B25091	0.20	0.50	ND	1	02/25/08	02/26/08	
Cadmium	EPA 200.8-Diss	8B25091	0.11	1.0	ND	1	02/25/08	02/26/08	
Chromium	EPA 200.8-Diss	8B25091	0.70	2.0	ND	1	02/25/08	02/26/08	
Copper	EPA 200.8-Diss	8B25091	0.75	2.0	1.8	1	02/25/08	02/26/08	J
Lead	EPA 200.8-Diss	8B25091	0.30	1.0	ND	1	02/25/08	02/26/08	
Manganese	EPA 200.8-Diss	8B25091	0.75	1.0	12	1	02/25/08	02/26/08	
Nickel	EPA 200.8-Diss	8B25091	0.90	2.0	2.8	1	02/25/08	02/26/08	
Selenium	EPA 200.8-Diss	8B25091	0.30	2.0	0.86	1	02/25/08	02/26/08	J
Zinc	EPA 200.7-Diss	8B22085	6.0	20	ND	1	02/22/08	02/22/08	

TestAmerica Irvine

Joseph Doak
 Project Manager

The results pertain only to the samples tested in the laboratory. This report shall not be reproduced, except in full, without written permission from TestAmerica.

MWH-Pasadena/Boeing
 618 Michillinda Avenue, Suite 200
 Arcadia, CA 91007
 Attention: Bronwyn Kelly

Project ID: Routine Outfall 002

Report Number: IRB1995

Sampled: 02/20/08
 Received: 02/20/08

INORGANICS

Analyte	Method	Batch	MDL Limit	Reporting Limit	Sample Result	Dilution Factor	Date Extracted	Date Analyzed	Data Qualifiers
Sample ID: IRB1995-01 (Outfall 002 - Water) - cont.									
Reporting Units: mg/l									
Hexane Extractable Material (Oil & Grease)	EPA 1664A	8B25068	1.3	4.8	2.2	1	02/25/08	02/26/08	J
Ammonia-N (Distilled)	EPA 350.2	8B22080	0.30	0.50	ND	1	02/22/08	02/22/08	
Biochemical Oxygen Demand	EPA 405.1	8B20120	0.59	2.0	ND	1	02/20/08	02/25/08	
Chloride	EPA 300.0	8B20029	2.5	5.0	41	10	02/20/08	02/21/08	
Nitrate-N	EPA 300.0	8B20029	0.060	0.10	0.33	1	02/20/08	02/20/08	
Nitrite-N	EPA 300.0	8B20029	0.090	0.15	ND	1	02/20/08	02/20/08	
Nitrate/Nitrite-N	EPA 300.0	8B20029	0.15	0.26	0.33	1	02/20/08	02/20/08	
Sulfate	EPA 300.0	8B20029	2.0	5.0	140	10	02/20/08	02/21/08	
Surfactants (MBAS)	SM5540-C	8B20151	0.044	0.10	0.057	1	02/20/08	02/20/08	J
Total Dissolved Solids	SM2540C	8B21114	10	10	430	1	02/21/08	02/21/08	
Total Suspended Solids	EPA 160.2	8B22122	10	10	ND	1	02/22/08	02/22/08	

TestAmerica Irvine

Joseph Doak
 Project Manager

The results pertain only to the samples tested in the laboratory. This report shall not be reproduced, except in full, without written permission from TestAmerica.

MWH-Pasadena/Boeing
618 Michillinda Avenue, Suite 200
Arcadia, CA 91007
Attention: Bronwyn Kelly

Project ID: Routine Outfall 002

Report Number: IRB1995

Sampled: 02/20/08

Received: 02/20/08

INORGANICS

Analyte	Method	Batch	MDL Limit	Reporting Limit	Sample Result	Dilution Factor	Date Extracted	Date Analyzed	Data Qualifiers
Sample ID: IRB1995-01 (Outfall 002 - Water) - cont.									
Reporting Units: ml/l/hr									
Total Settleable Solids	EPA 160.5	8B21127	0.10	0.10	ND	1	02/21/08	02/21/08	

TestAmerica Irvine

Joseph Doak
Project Manager

The results pertain only to the samples tested in the laboratory. This report shall not be reproduced, except in full, without written permission from TestAmerica.

IRB1995 <Page 8 of 36>
NPDES - 614

MWH-Pasadena/Boeing
618 Michillinda Avenue, Suite 200
Arcadia, CA 91007
Attention: Bronwyn Kelly

Project ID: Routine Outfall 002

Report Number: IRB1995

Sampled: 02/20/08

Received: 02/20/08

INORGANICS

Analyte	Method	Batch	MDL Limit	Reporting Limit	Sample Result	Dilution Factor	Date Extracted	Date Analyzed	Data Qualifiers
Sample ID: IRB1995-01 (Outfall 002 - Water) - cont.									
Reporting Units: NTU									
Turbidity	EPA 180.1	8B21126	0.040	1.0	1.0	1	02/21/08	02/21/08	

TestAmerica Irvine

Joseph Doak
Project Manager

The results pertain only to the samples tested in the laboratory. This report shall not be reproduced, except in full, without written permission from TestAmerica.

IRB1995 <Page 9 of 36>
NPDES - 615

MWH-Pasadena/Boeing
618 Michillinda Avenue, Suite 200
Arcadia, CA 91007
Attention: Bronwyn Kelly

Project ID: Routine Outfall 002

Report Number: IRB1995

Sampled: 02/20/08

Received: 02/20/08

INORGANICS

Analyte	Method	Batch	MDL Limit	Reporting Limit	Sample Result	Dilution Factor	Date Extracted	Date Analyzed	Data Qualifiers
Sample ID: IRB1995-01 (Outfall 002 - Water) - cont.									
Reporting Units: ug/l									
Total Cyanide	EPA 335.2	8B21094	2.2	5.0	ND	1	02/21/08	02/21/08	
Perchlorate	EPA 314.0	8B21043	1.5	4.0	ND	1	02/21/08	02/21/08	

TestAmerica Irvine

Joseph Doak
Project Manager

The results pertain only to the samples tested in the laboratory. This report shall not be reproduced, except in full, without written permission from TestAmerica.

IRB1995 <Page 10 of 36>
NPDES - 616

MWH-Pasadena/Boeing
618 Michillinda Avenue, Suite 200
Arcadia, CA 91007
Attention: Bronwyn Kelly

Project ID: Routine Outfall 002

Report Number: IRB1995

Sampled: 02/20/08

Received: 02/20/08

INORGANICS

Analyte	Method	Batch	MDL Limit	Reporting Limit	Sample Result	Dilution Factor	Date Extracted	Date Analyzed	Data Qualifiers
Sample ID: IRB1995-01 (Outfall 002 - Water) - cont.									
Reporting Units: umhos/cm									
Specific Conductance	EPA 120.1	8B21118	1.0	1.0	680	1	02/21/08	02/21/08	

TestAmerica Irvine

Joseph Doak
Project Manager

The results pertain only to the samples tested in the laboratory. This report shall not be reproduced, except in full, without written permission from TestAmerica.

IRB1995 <Page 11 of 36>
NPDES - 617

MWH-Pasadena/Boeing
618 Michillinda Avenue, Suite 200
Arcadia, CA 91007
Attention: Bronwyn Kelly

Project ID: Routine Outfall 002

Report Number: IRB1995

Sampled: 02/20/08

Received: 02/20/08

Metals by EPA 200 Series Methods

Analyte	Method	Batch	MDL Limit	Reporting Limit	Sample Result	Dilution Factor	Date Extracted	Date Analyzed	Data Qualifiers
Sample ID: IRB1995-01 (Outfall 002 - Water) - cont.									
Reporting Units: ug/l									
Mercury, Dissolved	EPA 245.1	W8B0837	0.050	0.20	ND	1	02/25/08	02/26/08	
Mercury, Total	EPA 245.1	W8B0837	0.050	0.20	ND	1	02/25/08	02/26/08	

TestAmerica Irvine

Joseph Doak
Project Manager

The results pertain only to the samples tested in the laboratory. This report shall not be reproduced, except in full, without written permission from TestAmerica.

IRB1995 <Page 12 of 36>
NPDES - 618

MWH-Pasadena/Boeing
618 Michillinda Avenue, Suite 200
Arcadia, CA 91007
Attention: Bronwyn Kelly

Project ID: Routine Outfall 002

Report Number: IRB1995

Sampled: 02/20/08
Received: 02/20/08

SHORT HOLD TIME DETAIL REPORT

	Hold Time (in days)	Date/Time Sampled	Date/Time Received	Date/Time Extracted	Date/Time Analyzed
Sample ID: Outfall 002 (IRB1995-01) - Water					
EPA 160.5	2	02/20/2008 11:30	02/20/2008 19:05	02/21/2008 13:30	02/21/2008 15:30
EPA 180.1	2	02/20/2008 11:30	02/20/2008 19:05	02/21/2008 13:00	02/21/2008 13:00
EPA 300.0	2	02/20/2008 11:30	02/20/2008 19:05	02/20/2008 20:00	02/20/2008 20:51
EPA 405.1	2	02/20/2008 11:30	02/20/2008 19:05	02/20/2008 22:11	02/25/2008 22:14
SM5540-C	2	02/20/2008 11:30	02/20/2008 19:05	02/20/2008 20:48	02/20/2008 22:56

TestAmerica Irvine

Joseph Doak
Project Manager

*The results pertain only to the samples tested in the laboratory. This report shall not be reproduced,
except in full, without written permission from TestAmerica.*

IRB1995 <Page 13 of 36>
NPDES - 619

MWH-Pasadena/Boeing
618 Michillinda Avenue, Suite 200
Arcadia, CA 91007
Attention: Bronwyn Kelly

Project ID: Routine Outfall 002

Report Number: IRB1995

Sampled: 02/20/08
Received: 02/20/08

METHOD BLANK/QC DATA

PURGEABLES BY GC/MS (EPA 624)

Analyte	Result	Reporting Limit	MDL	Units	Spike Level	Source Result	%REC	%REC Limits	RPD	RPD Limit	Data Qualifiers
Batch: 8B25001 Extracted: 02/25/08											
Blank Analyzed: 02/25/2008 (8B25001-BLK1)											
1,1,1-Trichloroethane	ND	0.50	0.30	ug/l							
1,1,2-Trichloroethane	ND	0.50	0.30	ug/l							
1,1-Dichloroethane	ND	0.50	0.27	ug/l							
1,1-Dichloroethene	ND	0.50	0.42	ug/l							
1,2-Dichloroethane	ND	0.50	0.28	ug/l							
Benzene	ND	0.50	0.28	ug/l							
Carbon tetrachloride	ND	0.50	0.28	ug/l							
Chloroform	ND	0.50	0.33	ug/l							
Ethylbenzene	ND	0.50	0.25	ug/l							
Tetrachloroethene	ND	0.50	0.32	ug/l							
Toluene	ND	0.50	0.36	ug/l							
Trichloroethene	ND	0.50	0.26	ug/l							
Trichlorofluoromethane	ND	0.50	0.34	ug/l							
Trichlorotrifluoroethane (Freon 113)	ND	5.0	0.50	ug/l							
Vinyl chloride	ND	0.50	0.30	ug/l							
Xylenes, Total	ND	1.5	0.90	ug/l							
Surrogate: Dibromofluoromethane	24.2			ug/l	25.0		97	80-120			
Surrogate: Toluene-d8	24.9			ug/l	25.0		99	80-120			
Surrogate: 4-Bromofluorobenzene	22.7			ug/l	25.0		91	80-120			
LCS Analyzed: 02/25/2008 (8B25001-BS1)											
1,1,1-Trichloroethane	22.1	0.50	0.30	ug/l	25.0		88	65-135			
1,1,2-Trichloroethane	26.1	0.50	0.30	ug/l	25.0		104	70-125			
1,1-Dichloroethane	23.3	0.50	0.27	ug/l	25.0		93	70-125			
1,1-Dichloroethene	22.0	0.50	0.42	ug/l	25.0		88	70-125			
1,2-Dichloroethane	22.4	0.50	0.28	ug/l	25.0		89	60-140			
Benzene	24.8	0.50	0.28	ug/l	25.0		99	70-120			
Carbon tetrachloride	24.2	0.50	0.28	ug/l	25.0		97	65-140			
Chloroform	23.8	0.50	0.33	ug/l	25.0		95	70-130			
Ethylbenzene	25.2	0.50	0.25	ug/l	25.0		101	75-125			
Tetrachloroethene	25.5	0.50	0.32	ug/l	25.0		102	70-125			
Toluene	25.6	0.50	0.36	ug/l	25.0		102	70-120			
Trichloroethene	26.2	0.50	0.26	ug/l	25.0		105	70-125			
Trichlorofluoromethane	23.5	0.50	0.34	ug/l	25.0		94	65-145			
Vinyl chloride	24.5	0.50	0.30	ug/l	25.0		98	55-135			
Xylenes, Total	77.8	1.5	0.90	ug/l	75.0		104	70-125			

TestAmerica Irvine

Joseph Doak
Project Manager

The results pertain only to the samples tested in the laboratory. This report shall not be reproduced, except in full, without written permission from TestAmerica.

MWH-Pasadena/Boeing
618 Michillinda Avenue, Suite 200
Arcadia, CA 91007
Attention: Bronwyn Kelly

Project ID: Routine Outfall 002

Report Number: IRB1995

Sampled: 02/20/08
Received: 02/20/08

METHOD BLANK/QC DATA

PURGEABLES BY GC/MS (EPA 624)

Analyte	Result	Reporting Limit	MDL	Units	Spike Level	Source Result	%REC %REC	%REC Limits	RPD	RPD Limit	Data Qualifiers
Batch: 8B25001 Extracted: 02/25/08											
LCS Analyzed: 02/25/2008 (8B25001-BS1)											
Surrogate: Dibromofluoromethane	24.6			ug/l	25.0		98	80-120			
Surrogate: Toluene-d8	25.2			ug/l	25.0		101	80-120			
Surrogate: 4-Bromofluorobenzene	23.9			ug/l	25.0		95	80-120			
Matrix Spike Analyzed: 02/25/2008 (8B25001-MS1)											
Source: IRB1997-01											
1,1,1-Trichloroethane	21.3	0.50	0.30	ug/l	25.0	ND	85	65-140			
1,1,2-Trichloroethane	24.8	0.50	0.30	ug/l	25.0	ND	99	65-130			
1,1-Dichloroethane	22.2	0.50	0.27	ug/l	25.0	ND	89	65-130			
1,1-Dichloroethene	20.5	0.50	0.42	ug/l	25.0	ND	82	60-130			
1,2-Dichloroethane	21.4	0.50	0.28	ug/l	25.0	ND	85	60-140			
Benzene	23.4	0.50	0.28	ug/l	25.0	ND	94	65-125			
Carbon tetrachloride	23.1	0.50	0.28	ug/l	25.0	ND	92	65-140			
Chloroform	22.7	0.50	0.33	ug/l	25.0	ND	91	65-135			
Ethylbenzene	23.6	0.50	0.25	ug/l	25.0	ND	94	65-130			
Tetrachloroethene	24.0	0.50	0.32	ug/l	25.0	ND	96	65-130			
Toluene	24.1	0.50	0.36	ug/l	25.0	ND	96	70-125			
Trichloroethene	24.9	0.50	0.26	ug/l	25.0	ND	100	65-125			
Trichlorofluoromethane	21.5	0.50	0.34	ug/l	25.0	ND	86	60-145			
Vinyl chloride	20.3	0.50	0.30	ug/l	25.0	ND	81	45-140			
Xylenes, Total	72.6	1.5	0.90	ug/l	75.0	ND	97	60-130			
Surrogate: Dibromofluoromethane	25.0			ug/l	25.0		100	80-120			
Surrogate: Toluene-d8	25.2			ug/l	25.0		101	80-120			
Surrogate: 4-Bromofluorobenzene	23.7			ug/l	25.0		95	80-120			
Matrix Spike Dup Analyzed: 02/25/2008 (8B25001-MSD1)											
Source: IRB1997-01											
1,1,1-Trichloroethane	21.7	0.50	0.30	ug/l	25.0	ND	87	65-140	2	20	
1,1,2-Trichloroethane	25.4	0.50	0.30	ug/l	25.0	ND	101	65-130	2	25	
1,1-Dichloroethane	23.0	0.50	0.27	ug/l	25.0	ND	92	65-130	3	20	
1,1-Dichloroethene	21.2	0.50	0.42	ug/l	25.0	ND	85	60-130	3	20	
1,2-Dichloroethane	21.9	0.50	0.28	ug/l	25.0	ND	88	60-140	2	20	
Benzene	24.3	0.50	0.28	ug/l	25.0	ND	97	65-125	4	20	
Carbon tetrachloride	24.1	0.50	0.28	ug/l	25.0	ND	96	65-140	4	25	
Chloroform	23.3	0.50	0.33	ug/l	25.0	ND	93	65-135	3	20	
Ethylbenzene	24.7	0.50	0.25	ug/l	25.0	ND	99	65-130	5	20	
Tetrachloroethene	25.3	0.50	0.32	ug/l	25.0	ND	101	65-130	5	20	
Toluene	25.1	0.50	0.36	ug/l	25.0	ND	100	70-125	4	20	

TestAmerica Irvine

Joseph Doak
Project Manager

The results pertain only to the samples tested in the laboratory. This report shall not be reproduced, except in full, without written permission from TestAmerica.

MWH-Pasadena/Boeing
 618 Michillinda Avenue, Suite 200
 Arcadia, CA 91007
 Attention: Bronwyn Kelly

Project ID: Routine Outfall 002

Report Number: IRB1995

Sampled: 02/20/08
 Received: 02/20/08

METHOD BLANK/QC DATA

PURGEABLES BY GC/MS (EPA 624)

Analyte	Result	Reporting Limit	MDL	Units	Spike Level	Source Result	%REC	%REC Limits	RPD	RPD Limit	Data Qualifiers
Batch: 8B25001 Extracted: 02/25/08											
Matrix Spike Dup Analyzed: 02/25/2008 (8B25001-MSD1)						Source: IRB1997-01					
Trichloroethene	25.8	0.50	0.26	ug/l	25.0	ND	103	65-125	4	20	
Trichlorofluoromethane	22.2	0.50	0.34	ug/l	25.0	ND	89	60-145	3	25	
Vinyl chloride	21.1	0.50	0.30	ug/l	25.0	ND	84	45-140	4	30	
Xylenes, Total	75.2	1.5	0.90	ug/l	75.0	ND	100	60-130	4	20	
Surrogate: Dibromofluoromethane	24.4			ug/l	25.0		98	80-120			
Surrogate: Toluene-d8	25.2			ug/l	25.0		101	80-120			
Surrogate: 4-Bromofluorobenzene	23.6			ug/l	25.0		95	80-120			

TestAmerica Irvine

Joseph Doak
 Project Manager

The results pertain only to the samples tested in the laboratory. This report shall not be reproduced, except in full, without written permission from TestAmerica.

MWH-Pasadena/Boeing
618 Michillinda Avenue, Suite 200
Arcadia, CA 91007
Attention: Bronwyn Kelly

Project ID: Routine Outfall 002

Report Number: IRB1995

Sampled: 02/20/08
Received: 02/20/08

METHOD BLANK/QC DATA

ACID & BASE/NEUTRALS BY GC/MS (EPA 625)

Analyte	Result	Reporting Limit	MDL	Units	Spike Level	Source Result	%REC %REC	%REC Limits	RPD	RPD Limit	Data Qualifiers
Batch: 8B22047 Extracted: 02/22/08											
Blank Analyzed: 02/26/2008 (8B22047-BLK1)											
Bis(2-ethylhexyl)phthalate	ND	5.0	1.7	ug/l							
2,4-Dinitrotoluene	ND	9.0	0.20	ug/l							
N-Nitrosodimethylamine	ND	8.0	0.10	ug/l							
Pentachlorophenol	ND	8.0	0.10	ug/l							
2,4,6-Trichlorophenol	ND	6.0	0.10	ug/l							
Surrogate: 2-Fluorophenol	15.2			ug/l	20.0		76	30-120			
Surrogate: Phenol-d6	17.1			ug/l	20.0		85	35-120			
Surrogate: 2,4,6-Tribromophenol	21.0			ug/l	20.0		105	40-120			
Surrogate: Nitrobenzene-d5	10.3			ug/l	10.0		103	45-120			
Surrogate: 2-Fluorobiphenyl	7.98			ug/l	10.0		80	50-120			
Surrogate: Terphenyl-d14	10.6			ug/l	10.0		106	50-125			
LCS Analyzed: 02/26/2008 (8B22047-BS1)											
Bis(2-ethylhexyl)phthalate	11.5	5.0	1.7	ug/l	10.0		115	65-130			
2,4-Dinitrotoluene	9.10	9.0	0.20	ug/l	10.0		91	65-120			
N-Nitrosodimethylamine	8.16	8.0	0.10	ug/l	10.0		82	45-120			
Pentachlorophenol	9.54	8.0	0.10	ug/l	10.0		95	50-120			
2,4,6-Trichlorophenol	9.56	6.0	0.10	ug/l	10.0		96	55-120			
Surrogate: 2-Fluorophenol	15.2			ug/l	20.0		76	30-120			
Surrogate: Phenol-d6	16.9			ug/l	20.0		84	35-120			
Surrogate: 2,4,6-Tribromophenol	20.7			ug/l	20.0		103	40-120			
Surrogate: Nitrobenzene-d5	8.08			ug/l	10.0		81	45-120			
Surrogate: 2-Fluorobiphenyl	8.56			ug/l	10.0		86	50-120			
Surrogate: Terphenyl-d14	9.38			ug/l	10.0		94	50-125			
LCS Dup Analyzed: 02/26/2008 (8B22047-BSD1)											
Bis(2-ethylhexyl)phthalate	11.6	5.0	1.7	ug/l	10.0		116	65-130	1	20	
2,4-Dinitrotoluene	8.28	9.0	0.20	ug/l	10.0		83	65-120	9	20	J
N-Nitrosodimethylamine	6.82	8.0	0.10	ug/l	10.0		68	45-120	18	20	J
Pentachlorophenol	9.54	8.0	0.10	ug/l	10.0		95	50-120	0	25	
2,4,6-Trichlorophenol	8.46	6.0	0.10	ug/l	10.0		85	55-120	12	30	
Surrogate: 2-Fluorophenol	12.2			ug/l	20.0		61	30-120			
Surrogate: Phenol-d6	12.5			ug/l	20.0		62	35-120			
Surrogate: 2,4,6-Tribromophenol	19.1			ug/l	20.0		95	40-120			
Surrogate: Nitrobenzene-d5	7.06			ug/l	10.0		71	45-120			
Surrogate: 2-Fluorobiphenyl	7.24			ug/l	10.0		72	50-120			

MNR1

TestAmerica Irvine

Joseph Doak
Project Manager

MWH-Pasadena/Boeing
618 Michillinda Avenue, Suite 200
Arcadia, CA 91007
Attention: Bronwyn Kelly

Project ID: Routine Outfall 002

Report Number: IRB1995

Sampled: 02/20/08
Received: 02/20/08

METHOD BLANK/QC DATA

ACID & BASE/NEUTRALS BY GC/MS (EPA 625)

Analyte	Result	Reporting Limit	MDL	Units	Spike Level	Source Result	%REC	%REC Limits	RPD	RPD Limit	Data Qualifiers
Batch: 8B22047 Extracted: 02/22/08											
LCS Dup Analyzed: 02/26/2008 (8B22047-BSD1)											
Surrogate: Terphenyl-d14	9.42			ug/l	10.0		94	50-125			

TestAmerica Irvine

Joseph Doak
Project Manager

The results pertain only to the samples tested in the laboratory. This report shall not be reproduced, except in full, without written permission from TestAmerica.

IRB1995 <Page 18 of 36>
NPDES - 624

MWH-Pasadena/Boeing
 618 Michillinda Avenue, Suite 200
 Arcadia, CA 91007
 Attention: Bronwyn Kelly

Project ID: Routine Outfall 002

Report Number: IRB1995

Sampled: 02/20/08
 Received: 02/20/08

METHOD BLANK/QC DATA

ORGANOCHLORINE PESTICIDES (EPA 608)

Analyte	Result	Reporting Limit	MDL	Units	Spike Level	Source Result	%REC	%REC Limits	RPD	RPD Limit	Data Qualifiers
Batch: 8B22062 Extracted: 02/22/08											
Blank Analyzed: 02/25/2008 (8B22062-BLK1)											
alpha-BHC	ND	0.010	0.0025	ug/l							
Surrogate: Decachlorobiphenyl	0.438			ug/l	0.500		88	45-120			
Surrogate: Tetrachloro-m-xylene	0.417			ug/l	0.500		83	35-115			
LCS Analyzed: 02/25/2008 (8B22062-BS1)											
alpha-BHC	0.441	0.010	0.0025	ug/l	0.500		88	45-115			MNR1
Surrogate: Decachlorobiphenyl	0.446			ug/l	0.500		89	45-120			
Surrogate: Tetrachloro-m-xylene	0.428			ug/l	0.500		86	35-115			
LCS Dup Analyzed: 02/25/2008 (8B22062-BSD1)											
alpha-BHC	0.453	0.010	0.0025	ug/l	0.500		91	45-115	3	30	
Surrogate: Decachlorobiphenyl	0.448			ug/l	0.500		90	45-120			
Surrogate: Tetrachloro-m-xylene	0.436			ug/l	0.500		87	35-115			

TestAmerica Irvine

Joseph Doak
 Project Manager

The results pertain only to the samples tested in the laboratory. This report shall not be reproduced, except in full, without written permission from TestAmerica.

MWH-Pasadena/Boeing
618 Michillinda Avenue, Suite 200
Arcadia, CA 91007
Attention: Bronwyn Kelly

Project ID: Routine Outfall 002

Report Number: IRB1995

Sampled: 02/20/08
Received: 02/20/08

METHOD BLANK/QC DATA

METALS

Analyte	Result	Reporting Limit	MDL	Units	Spike Level	Source Result	%REC %REC	%REC Limits	RPD RPD	RPD Limit	Data Qualifiers
Batch: 8B20152 Extracted: 02/20/08											
Blank Analyzed: 02/21/2008 (8B20152-BLK1)											
Arsenic	ND	1.0	0.70	ug/l							
Beryllium	ND	0.50	0.20	ug/l							
Cadmium	ND	1.0	0.11	ug/l							
Chromium	ND	2.0	0.70	ug/l							
Copper	ND	2.0	0.75	ug/l							
Lead	ND	1.0	0.30	ug/l							
Manganese	ND	1.0	0.75	ug/l							
Nickel	ND	2.0	0.90	ug/l							
Selenium	ND	2.0	0.30	ug/l							
LCS Analyzed: 02/21/2008 (8B20152-BS1)											
Arsenic	79.1	1.0	0.70	ug/l	80.0		99	85-115			
Beryllium	70.0	0.50	0.20	ug/l	80.0		88	85-115			
Cadmium	83.1	1.0	0.11	ug/l	80.0		104	85-115			
Chromium	80.9	2.0	0.70	ug/l	80.0		101	85-115			
Copper	82.6	2.0	0.75	ug/l	80.0		103	85-115			
Lead	84.6	1.0	0.30	ug/l	80.0		106	85-115			
Manganese	78.3	1.0	0.75	ug/l	80.0		98	85-115			
Nickel	81.6	2.0	0.90	ug/l	80.0		102	85-115			
Selenium	79.0	2.0	0.30	ug/l	80.0		99	85-115			
Matrix Spike Analyzed: 02/21/2008 (8B20152-MS1)											
						Source: IRB1995-01					
Arsenic	81.2	1.0	0.70	ug/l	80.0	0.986	100	70-130			
Beryllium	73.2	0.50	0.20	ug/l	80.0	ND	92	70-130			
Cadmium	82.3	1.0	0.11	ug/l	80.0	ND	103	70-130			
Chromium	83.4	2.0	0.70	ug/l	80.0	1.06	103	70-130			
Copper	82.3	2.0	0.75	ug/l	80.0	2.35	100	70-130			
Lead	81.3	1.0	0.30	ug/l	80.0	ND	102	70-130			
Manganese	102	1.0	0.75	ug/l	80.0	19.7	103	70-130			
Nickel	80.4	2.0	0.90	ug/l	80.0	ND	101	70-130			
Selenium	76.8	2.0	0.30	ug/l	80.0	0.676	95	70-130			

TestAmerica Irvine

Joseph Doak
Project Manager

The results pertain only to the samples tested in the laboratory. This report shall not be reproduced, except in full, without written permission from TestAmerica.

MWH-Pasadena/Boeing
618 Michillinda Avenue, Suite 200
Arcadia, CA 91007
Attention: Bronwyn Kelly

Project ID: Routine Outfall 002

Report Number: IRB1995

Sampled: 02/20/08
Received: 02/20/08

METHOD BLANK/QC DATA

METALS

Analyte	Result	Reporting Limit	MDL	Units	Spike Level	Source Result	%REC	%REC Limits	RPD	RPD Limit	Data Qualifiers
Batch: 8B20152 Extracted: 02/20/08											
Matrix Spike Dup Analyzed: 02/21/2008 (8B20152-MSD1)						Source: IRB1995-01					
Arsenic	80.3	1.0	0.70	ug/l	80.0	0.986	99	70-130	1	20	
Beryllium	73.7	0.50	0.20	ug/l	80.0	ND	92	70-130	1	20	
Cadmium	81.7	1.0	0.11	ug/l	80.0	ND	102	70-130	1	20	
Chromium	83.1	2.0	0.70	ug/l	80.0	1.06	103	70-130	0	20	
Copper	80.2	2.0	0.75	ug/l	80.0	2.35	97	70-130	3	20	
Lead	79.9	1.0	0.30	ug/l	80.0	ND	100	70-130	2	20	
Manganese	100	1.0	0.75	ug/l	80.0	19.7	101	70-130	2	20	
Nickel	78.7	2.0	0.90	ug/l	80.0	ND	98	70-130	2	20	
Selenium	75.9	2.0	0.30	ug/l	80.0	0.676	94	70-130	1	20	

Batch: 8B20154 Extracted: 02/20/08

Blank Analyzed: 02/21/2008 (8B20154-BLK1)

Barium	ND	0.010	0.0060	mg/l
Iron	ND	0.040	0.015	mg/l
Zinc	ND	20	6.0	ug/l

LCS Analyzed: 02/21/2008 (8B20154-BS1)

Barium	0.511	0.010	0.0060	mg/l	0.500	102	85-115
Iron	0.488	0.040	0.015	mg/l	0.500	98	85-115
Zinc	495	20	6.0	ug/l	500	99	85-115

Matrix Spike Analyzed: 02/21/2008 (8B20154-MS1)

					Source: IRB1995-01			
Barium	0.579	0.010	0.0060	mg/l	0.500	0.0429	107	70-130
Iron	0.570	0.040	0.015	mg/l	0.500	0.0731	99	70-130
Zinc	542	20	6.0	ug/l	500	26.1	103	70-130

TestAmerica Irvine

Joseph Doak
Project Manager

The results pertain only to the samples tested in the laboratory. This report shall not be reproduced, except in full, without written permission from TestAmerica.

MWH-Pasadena/Boeing
 618 Michillinda Avenue, Suite 200
 Arcadia, CA 91007
 Attention: Bronwyn Kelly

Project ID: Routine Outfall 002

Report Number: IRB1995

Sampled: 02/20/08
 Received: 02/20/08

METHOD BLANK/QC DATA

METALS

Analyte	Result	Reporting Limit	MDL	Units	Spike Level	Source Result	%REC	%REC Limits	RPD	RPD Limit	Data Qualifiers
Batch: 8B20154 Extracted: 02/20/08											
Matrix Spike Dup Analyzed: 02/21/2008 (8B20154-MSD1)						Source: IRB1995-01					
Barium	0.573	0.010	0.0060	mg/l	0.500	0.0429	106	70-130	1	20	
Iron	0.558	0.040	0.015	mg/l	0.500	0.0731	97	70-130	2	20	
Zinc	533	20	6.0	ug/l	500	26.1	101	70-130	2	20	

TestAmerica Irvine

Joseph Doak
 Project Manager

The results pertain only to the samples tested in the laboratory. This report shall not be reproduced, except in full, without written permission from TestAmerica.

MWH-Pasadena/Boeing
 618 Michillinda Avenue, Suite 200
 Arcadia, CA 91007
 Attention: Bronwyn Kelly

Project ID: Routine Outfall 002

Report Number: IRB1995

Sampled: 02/20/08
 Received: 02/20/08

METHOD BLANK/QC DATA

DISSOLVED METALS

Analyte	Result	Reporting Limit	MDL	Units	Spike Level	Source Result	%REC %REC	%REC Limits	RPD	RPD Limit	Data Qualifiers
---------	--------	-----------------	-----	-------	-------------	---------------	-----------	-------------	-----	-----------	-----------------

Batch: 8B22085 Extracted: 02/22/08

Blank Analyzed: 02/22/2008 (8B22085-BLK1)

Barium	ND	0.010	0.0060	mg/l							
Iron	ND	0.040	0.015	mg/l							
Zinc	ND	20	6.0	ug/l							

LCS Analyzed: 02/22/2008 (8B22085-BS1)

Barium	1.02	0.010	0.0060	mg/l	1.00		102	85-115			
Iron	0.990	0.040	0.015	mg/l	1.00		99	85-115			
Zinc	979	20	6.0	ug/l	1000		98	85-115			

Matrix Spike Analyzed: 02/22/2008 (8B22085-MS1)

Source: IRB1995-01

Barium	1.04	0.010	0.0060	mg/l	1.00	0.0413	100	70-130			
Iron	1.00	0.040	0.015	mg/l	1.00	ND	100	70-130			
Zinc	977	20	6.0	ug/l	1000	ND	98	70-130			

Matrix Spike Dup Analyzed: 02/22/2008 (8B22085-MSD1)

Source: IRB1995-01

Barium	0.988	0.010	0.0060	mg/l	1.00	0.0413	95	70-130	5	20	
Iron	0.943	0.040	0.015	mg/l	1.00	ND	94	70-130	6	20	
Zinc	922	20	6.0	ug/l	1000	ND	92	70-130	6	20	

Batch: 8B25091 Extracted: 02/25/08

Blank Analyzed: 02/26/2008 (8B25091-BLK1)

Arsenic	ND	1.0	0.70	ug/l							
Beryllium	ND	0.50	0.20	ug/l							
Cadmium	ND	1.0	0.11	ug/l							
Chromium	ND	2.0	0.70	ug/l							
Copper	ND	2.0	0.75	ug/l							
Lead	ND	1.0	0.30	ug/l							
Manganese	ND	1.0	0.75	ug/l							
Nickel	ND	2.0	0.90	ug/l							
Selenium	ND	2.0	0.30	ug/l							

TestAmerica Irvine

Joseph Doak
 Project Manager

MWH-Pasadena/Boeing
618 Michillinda Avenue, Suite 200
Arcadia, CA 91007
Attention: Bronwyn Kelly

Project ID: Routine Outfall 002

Report Number: IRB1995

Sampled: 02/20/08
Received: 02/20/08

METHOD BLANK/QC DATA

DISSOLVED METALS

Analyte	Result	Reporting Limit	MDL	Units	Spike Level	Source Result	%REC %REC	%REC Limits	RPD	RPD Limit	Data Qualifiers
Batch: 8B25091 Extracted: 02/25/08											
LCS Analyzed: 02/26/2008 (8B25091-BS1)											
Arsenic	82.4	1.0	0.70	ug/l	80.0		103	85-115			
Beryllium	85.2	0.50	0.20	ug/l	80.0		107	85-115			
Cadmium	80.5	1.0	0.11	ug/l	80.0		101	85-115			
Chromium	83.7	2.0	0.70	ug/l	80.0		105	85-115			
Copper	82.6	2.0	0.75	ug/l	80.0		103	85-115			
Lead	85.2	1.0	0.30	ug/l	80.0		107	85-115			
Manganese	81.6	1.0	0.75	ug/l	80.0		102	85-115			
Nickel	81.0	2.0	0.90	ug/l	80.0		101	85-115			
Selenium	78.8	2.0	0.30	ug/l	80.0		99	85-115			
Matrix Spike Analyzed: 02/26/2008 (8B25091-MS1) Source: IRB1995-01											
Arsenic	85.9	1.0	0.70	ug/l	80.0	1.06	106	70-130			
Beryllium	87.2	0.50	0.20	ug/l	80.0	ND	109	70-130			
Cadmium	81.4	1.0	0.11	ug/l	80.0	ND	102	70-130			
Chromium	85.2	2.0	0.70	ug/l	80.0	ND	107	70-130			
Copper	77.2	2.0	0.75	ug/l	80.0	1.82	94	70-130			
Lead	80.8	1.0	0.30	ug/l	80.0	ND	101	70-130			
Manganese	94.8	1.0	0.75	ug/l	80.0	12.3	103	70-130			
Nickel	80.8	2.0	0.90	ug/l	80.0	2.80	98	70-130			
Selenium	81.6	2.0	0.30	ug/l	80.0	0.863	101	70-130			
Matrix Spike Dup Analyzed: 02/26/2008 (8B25091-MSD1) Source: IRB1995-01											
Arsenic	85.6	1.0	0.70	ug/l	80.0	1.06	106	70-130	0	20	
Beryllium	86.7	0.50	0.20	ug/l	80.0	ND	108	70-130	1	20	
Cadmium	80.7	1.0	0.11	ug/l	80.0	ND	101	70-130	1	20	
Chromium	83.8	2.0	0.70	ug/l	80.0	ND	105	70-130	2	20	
Copper	76.7	2.0	0.75	ug/l	80.0	1.82	94	70-130	1	20	
Lead	81.8	1.0	0.30	ug/l	80.0	ND	102	70-130	1	20	
Manganese	97.4	1.0	0.75	ug/l	80.0	12.3	106	70-130	3	20	
Nickel	82.3	2.0	0.90	ug/l	80.0	2.80	99	70-130	2	20	
Selenium	81.9	2.0	0.30	ug/l	80.0	0.863	101	70-130	0	20	

TestAmerica Irvine

Joseph Doak
Project Manager

The results pertain only to the samples tested in the laboratory. This report shall not be reproduced, except in full, without written permission from TestAmerica.

MWH-Pasadena/Boeing
 618 Michillinda Avenue, Suite 200
 Arcadia, CA 91007
 Attention: Bronwyn Kelly

Project ID: Routine Outfall 002

Report Number: IRB1995

Sampled: 02/20/08
 Received: 02/20/08

METHOD BLANK/QC DATA

INORGANICS

Analyte	Result	Reporting Limit	MDL	Units	Spike Level	Source Result	%REC %REC	%REC Limits	RPD	RPD Limit	Data Qualifiers
Batch: 8B20029 Extracted: 02/20/08											
Blank Analyzed: 02/20/2008 (8B20029-BLK1)											
Chloride	ND	0.50	0.25	mg/l							
Nitrate-N	ND	0.10	0.060	mg/l							
Nitrite-N	ND	0.15	0.090	mg/l							
Nitrate/Nitrite-N	ND	0.26	0.15	mg/l							
Sulfate	ND	0.50	0.20	mg/l							
LCS Analyzed: 02/20/2008 (8B20029-BS1)											
Chloride	5.14	0.50	0.25	mg/l	5.00		103	90-110			
Nitrate-N	1.17	0.10	0.060	mg/l	1.13		104	90-110			
Nitrite-N	1.58	0.15	0.090	mg/l	1.52		104	90-110			
Sulfate	9.57	0.50	0.20	mg/l	10.0		96	90-110			
Matrix Spike Analyzed: 02/20/2008 (8B20029-MS1)											
						Source: IRB1951-01					
Chloride	8.67	0.50	0.25	mg/l	5.00	3.28	108	80-120			
Nitrate-N	3.22	0.10	0.060	mg/l	1.13	2.31	81	80-120			
Nitrite-N	1.71	0.15	0.090	mg/l	1.52	0.120	105	80-120			
Sulfate	14.7	0.50	0.20	mg/l	10.0	7.69	71	80-120			M2
Matrix Spike Analyzed: 02/21/2008 (8B20029-MS2)											
						Source: IRB1997-01					
Chloride	12.0	0.50	0.25	mg/l	5.00	7.49	89	80-120			
Nitrate-N	2.02	0.10	0.060	mg/l	1.13	0.989	91	80-120			
Nitrite-N	1.71	0.15	0.090	mg/l	1.52	ND	113	80-120			
Sulfate	17.1	0.50	0.20	mg/l	10.0	7.45	96	80-120			
Matrix Spike Dup Analyzed: 02/20/2008 (8B20029-MSD1)											
						Source: IRB1951-01					
Chloride	8.60	0.50	0.25	mg/l	5.00	3.28	106	80-120	1	20	
Nitrate-N	3.28	0.10	0.060	mg/l	1.13	2.31	86	80-120	2	20	
Nitrite-N	1.76	0.15	0.090	mg/l	1.52	0.120	108	80-120	3	20	
Sulfate	15.5	0.50	0.20	mg/l	10.0	7.69	78	80-120	5	20	M2

TestAmerica Irvine

Joseph Doak
 Project Manager

The results pertain only to the samples tested in the laboratory. This report shall not be reproduced, except in full, without written permission from TestAmerica.

MWH-Pasadena/Boeing
 618 Michillinda Avenue, Suite 200
 Arcadia, CA 91007
 Attention: Bronwyn Kelly

Project ID: Routine Outfall 002

Report Number: IRB1995

Sampled: 02/20/08
 Received: 02/20/08

METHOD BLANK/QC DATA

INORGANICS

Analyte	Result	Reporting Limit	MDL	Units	Spike Level	Source Result	%REC %REC	%REC Limits	RPD	RPD Limit	Data Qualifiers
<u>Batch: 8B20120 Extracted: 02/20/08</u>											
Blank Analyzed: 02/25/2008 (8B20120-BLK1)											
Biochemical Oxygen Demand	ND	2.0	0.59	mg/l							
LCS Analyzed: 02/25/2008 (8B20120-BS1)											
Biochemical Oxygen Demand	185	100	30	mg/l	198		93	85-115			
LCS Dup Analyzed: 02/25/2008 (8B20120-BSD1)											
Biochemical Oxygen Demand	177	100	30	mg/l	198		89	85-115	4	20	
<u>Batch: 8B20151 Extracted: 02/20/08</u>											
Blank Analyzed: 02/20/2008 (8B20151-BLK1)											
Surfactants (MBAS)	ND	0.10	0.044	mg/l							
LCS Analyzed: 02/20/2008 (8B20151-BS1)											
Surfactants (MBAS)	0.263	0.10	0.044	mg/l	0.250		105	90-110			
Matrix Spike Analyzed: 02/20/2008 (8B20151-MS1)											
Surfactants (MBAS)	0.283	0.10	0.044	mg/l	0.250	ND	113	50-125			
Matrix Spike Dup Analyzed: 02/20/2008 (8B20151-MSD1)											
Surfactants (MBAS)	0.278	0.10	0.044	mg/l	0.250	ND	111	50-125	2	20	
<u>Batch: 8B21043 Extracted: 02/21/08</u>											
Blank Analyzed: 02/21/2008 (8B21043-BLK1)											
Perchlorate	ND	4.0	1.5	ug/l							

TestAmerica Irvine

Joseph Doak
 Project Manager

The results pertain only to the samples tested in the laboratory. This report shall not be reproduced, except in full, without written permission from TestAmerica.

MWH-Pasadena/Boeing
 618 Michillinda Avenue, Suite 200
 Arcadia, CA 91007
 Attention: Bronwyn Kelly

Project ID: Routine Outfall 002

Report Number: IRB1995

Sampled: 02/20/08
 Received: 02/20/08

METHOD BLANK/QC DATA

INORGANICS

Analyte	Result	Reporting Limit	MDL	Units	Spike Level	Source Result	%REC	%REC Limits	RPD	RPD Limit	Data Qualifiers
<u>Batch: 8B21043 Extracted: 02/21/08</u>											
LCS Analyzed: 02/21/2008 (8B21043-BS1)											
Perchlorate	51.5	4.0	1.5	ug/l	50.0		103	85-115			
Matrix Spike Analyzed: 02/21/2008 (8B21043-MS1)											
						Source: IRB1995-01					
Perchlorate	50.6	4.0	1.5	ug/l	50.0	ND	101	80-120			
Matrix Spike Dup Analyzed: 02/21/2008 (8B21043-MSD1)											
						Source: IRB1995-01					
Perchlorate	48.8	4.0	1.5	ug/l	50.0	ND	98	80-120	4	20	
<u>Batch: 8B21094 Extracted: 02/21/08</u>											
Blank Analyzed: 02/21/2008 (8B21094-BLK1)											
Total Cyanide	ND	5.0	2.2	ug/l							
LCS Analyzed: 02/21/2008 (8B21094-BS1)											
Total Cyanide	203	5.0	2.2	ug/l	200		102	90-110			
Matrix Spike Analyzed: 02/21/2008 (8B21094-MS1)											
						Source: IRB1995-01					
Total Cyanide	197	5.0	2.2	ug/l	200	ND	98	70-115			
Matrix Spike Dup Analyzed: 02/21/2008 (8B21094-MSD1)											
						Source: IRB1995-01					
Total Cyanide	210	5.0	2.2	ug/l	200	ND	105	70-115	7	15	
<u>Batch: 8B21114 Extracted: 02/21/08</u>											
Blank Analyzed: 02/21/2008 (8B21114-BLK1)											
Total Dissolved Solids	ND	10	10	mg/l							

TestAmerica Irvine

Joseph Doak
 Project Manager

The results pertain only to the samples tested in the laboratory. This report shall not be reproduced, except in full, without written permission from TestAmerica.

MWH-Pasadena/Boeing
618 Michillinda Avenue, Suite 200
Arcadia, CA 91007
Attention: Bronwyn Kelly

Project ID: Routine Outfall 002

Report Number: IRB1995

Sampled: 02/20/08
Received: 02/20/08

METHOD BLANK/QC DATA

INORGANICS

Analyte	Result	Reporting Limit	MDL	Units	Spike Level	Source Result	%REC %REC	%REC Limits	RPD	RPD Limit	Data Qualifiers
<u>Batch: 8B21114 Extracted: 02/21/08</u>											
LCS Analyzed: 02/21/2008 (8B21114-BS1)											
Total Dissolved Solids	990	10	10	mg/l	1000		99	90-110			
Duplicate Analyzed: 02/21/2008 (8B21114-DUP1)											
Total Dissolved Solids	432	10	10	mg/l		433			0	10	
<u>Batch: 8B21118 Extracted: 02/21/08</u>											
Duplicate Analyzed: 02/21/2008 (8B21118-DUP1)											
Specific Conductance	682	1.0	1.0	umhos/cm		680			0	5	
Reference Analyzed: 02/21/2008 (8B21118-SRM1)											
Specific Conductance	550	1.0	1.0	umhos/cm	530		104	90-110			
<u>Batch: 8B21126 Extracted: 02/21/08</u>											
Blank Analyzed: 02/21/2008 (8B21126-BLK1)											
Turbidity	0.100	1.0	0.040	NTU							J
Duplicate Analyzed: 02/21/2008 (8B21126-DUP1)											
Turbidity	1.10	1.0	0.040	NTU		1.02			8	20	
<u>Batch: 8B22080 Extracted: 02/22/08</u>											
Blank Analyzed: 02/22/2008 (8B22080-BLK1)											
Ammonia-N (Distilled)	ND	0.50	0.30	mg/l							

TestAmerica Irvine

Joseph Doak
Project Manager

The results pertain only to the samples tested in the laboratory. This report shall not be reproduced, except in full, without written permission from TestAmerica.

MWH-Pasadena/Boeing
618 Michillinda Avenue, Suite 200
Arcadia, CA 91007
Attention: Bronwyn Kelly

Project ID: Routine Outfall 002

Report Number: IRB1995

Sampled: 02/20/08
Received: 02/20/08

METHOD BLANK/QC DATA

INORGANICS

Analyte	Result	Reporting Limit	MDL	Units	Spike Level	Source Result	%REC	%REC Limits	RPD	RPD Limit	Data Qualifiers
<u>Batch: 8B22080 Extracted: 02/22/08</u>											
LCS Analyzed: 02/22/2008 (8B22080-BS1)											
Ammonia-N (Distilled)	10.1	0.50	0.30	mg/l	10.0		101	80-115			
Matrix Spike Analyzed: 02/22/2008 (8B22080-MS1)											
						Source: IRB1995-01					
Ammonia-N (Distilled)	10.4	0.50	0.30	mg/l	10.0	ND	104	70-120			
Matrix Spike Dup Analyzed: 02/22/2008 (8B22080-MSD1)											
						Source: IRB1995-01					
Ammonia-N (Distilled)	10.1	0.50	0.30	mg/l	10.0	ND	101	70-120	3	15	
<u>Batch: 8B22122 Extracted: 02/22/08</u>											
Blank Analyzed: 02/22/2008 (8B22122-BLK1)											
Total Suspended Solids	ND	10	10	mg/l							
LCS Analyzed: 02/22/2008 (8B22122-BS1)											
Total Suspended Solids	989	10	10	mg/l	1000		99	85-115			
Duplicate Analyzed: 02/22/2008 (8B22122-DUP1)											
						Source: IRB1995-01					
Total Suspended Solids	ND	10	10	mg/l		ND				10	
<u>Batch: 8B25068 Extracted: 02/25/08</u>											
Blank Analyzed: 02/26/2008 (8B25068-BLK1)											
Hexane Extractable Material (Oil & Grease)	ND	5.0	1.4	mg/l							
LCS Analyzed: 02/26/2008 (8B25068-BS1)											
Hexane Extractable Material (Oil & Grease)	19.5	5.0	1.4	mg/l	20.2		97	78-114			MNR1

TestAmerica Irvine

Joseph Doak
Project Manager

The results pertain only to the samples tested in the laboratory. This report shall not be reproduced, except in full, without written permission from TestAmerica.

MWH-Pasadena/Boeing
618 Michillinda Avenue, Suite 200
Arcadia, CA 91007
Attention: Bronwyn Kelly

Project ID: Routine Outfall 002

Report Number: IRB1995

Sampled: 02/20/08

Received: 02/20/08

METHOD BLANK/QC DATA

INORGANICS

Analyte	Result	Reporting Limit	MDL	Units	Spike Level	Source Result	%REC	%REC Limits	RPD	RPD Limit	Data Qualifiers
Batch: 8B25068 Extracted: 02/25/08											
LCS Dup Analyzed: 02/26/2008 (8B25068-BSD1)											
Hexane Extractable Material (Oil & Grease)	18.5	5.0	1.4	mg/l	20.2		92	78-114	5	11	

TestAmerica Irvine

Joseph Doak
Project Manager

The results pertain only to the samples tested in the laboratory. This report shall not be reproduced, except in full, without written permission from TestAmerica.

IRB1995 <Page 30 of 36>
NPDES - 636

MWH-Pasadena/Boeing
 618 Michillinda Avenue, Suite 200
 Arcadia, CA 91007
 Attention: Bronwyn Kelly

Project ID: Routine Outfall 002

Report Number: IRB1995

Sampled: 02/20/08
 Received: 02/20/08

METHOD BLANK/QC DATA

Metals by EPA 200 Series Methods

Analyte	Result	Reporting Limit	MDL	Units	Spike Level	Source Result	%REC	%REC Limits	RPD	RPD Limit	Data Qualifiers
Batch: W8B0837 Extracted: 02/25/08											
Blank Analyzed: 02/26/2008 (W8B0837-BLK1)											
Mercury, Dissolved	ND	0.20	0.050	ug/l							
Mercury, Total	ND	0.20	0.050	ug/l							
LCS Analyzed: 02/26/2008 (W8B0837-BS1)											
Mercury, Dissolved	0.993	0.20	0.050	ug/l	1.00		99	85-115			
Mercury, Total	0.993	0.20	0.050	ug/l	1.00		99	85-115			
Matrix Spike Analyzed: 02/26/2008 (W8B0837-MS1) Source: 8022205-01											
Mercury, Dissolved	0.984	0.20	0.050	ug/l	1.00	ND	98	70-130			
Mercury, Total	0.984	0.20	0.050	ug/l	1.00	ND	98	70-130			
Matrix Spike Analyzed: 02/26/2008 (W8B0837-MS2) Source: 8022237-02											
Mercury, Dissolved	20.8	4.0	1.0	ug/l	1.00	19.6	118	70-130			
Mercury, Total	20.8	4.0	1.0	ug/l	1.00	19.6	118	70-130			
Matrix Spike Dup Analyzed: 02/26/2008 (W8B0837-MSD1) Source: 8022205-01											
Mercury, Dissolved	1.01	0.20	0.050	ug/l	1.00	ND	101	70-130	3	20	
Mercury, Total	1.01	0.20	0.050	ug/l	1.00	ND	101	70-130	3	20	
Matrix Spike Dup Analyzed: 02/26/2008 (W8B0837-MSD2) Source: 8022237-02											
Mercury, Dissolved	20.8	4.0	1.0	ug/l	1.00	19.6	118	70-130	0	20	
Mercury, Total	20.8	4.0	1.0	ug/l	1.00	19.6	118	70-130	0	20	

TestAmerica Irvine

Joseph Doak
 Project Manager

The results pertain only to the samples tested in the laboratory. This report shall not be reproduced, except in full, without written permission from TestAmerica.

MWH-Pasadena/Boeing
618 Michillinda Avenue, Suite 200
Arcadia, CA 91007
Attention: Bronwyn Kelly

Project ID: Routine Outfall 002

Report Number: IRB1995

Sampled: 02/20/08
Received: 02/20/08

Compliance Check

The results obtained from the analytical testing of this data set were checked against compliance limits received from the client. Any results at or above the compliance limits appear in bold on this page.

LabNumber	Analysis	Analyte	Units	Result	MRL	Compliance Limit
IRB1995-01	1664-HEM	Hexane Extractable Material (Oil & Greas	mg/l	2.21	4.8	15
IRB1995-01	608-Pest Boeing 001/002 Q (LL)	alpha-BHC	ug/l	0.0023	0.0094	0.03
IRB1995-01	624-Boeing 001/002 Q (Fr113+X), L1,1-Dichloroethene		ug/l	0	0.50	6
IRB1995-01	624-Boeing 001/002 Q (Fr113+X), LTrichloroethene		ug/l	0	0.50	5
IRB1995-01	625-Boeing 001/002 Q-LL	2,4,6-Trichlorophenol	ug/l	0	5.7	13
IRB1995-01	625-Boeing 001/002 Q-LL	2,4-Dinitrotoluene	ug/l	0	8.5	18
IRB1995-01	625-Boeing 001/002 Q-LL	Bis(2-ethylhexyl)phthalate	ug/l	3.60	4.7	4
IRB1995-01	625-Boeing 001/002 Q-LL	N-Nitrosodimethylamine	ug/l	0	7.5	16
IRB1995-01	625-Boeing 001/002 Q-LL	Pentachlorophenol	ug/l	0	7.5	16
IRB1995-01	Ammonia-N, Titr (350.2) w/dist	Ammonia-N (Distilled)	mg/l	0.28	0.50	10
IRB1995-01	Arsenic-200.8	Arsenic	ug/l	0.99	1.0	10
IRB1995-01	Barium-200.7	Barium	mg/l	0.043	0.010	1
IRB1995-01	Beryllium-200.8	Beryllium	ug/l	0	0.50	4
IRB1995-01	BOD	Biochemical Oxygen Demand	mg/l	0.34	2.0	30
IRB1995-01	Cadmium-200.8	Cadmium	ug/l	0.0041	1.0	3.1
IRB1995-01	Chloride - 300.0	Chloride	mg/l	41	5.0	150
IRB1995-01	Chromium-200.8	Chromium	ug/l	1.06	2.0	16
IRB1995-01	Copper-200.8	Copper	ug/l	2.35	2.0	14
IRB1995-01	Cyanide-335.2 5ppb	Total Cyanide	ug/l	-1	5.0	8.5
IRB1995-01	Hg_w 245.1	Mercury, Total	ug/l	0.022	0.20	0.2
IRB1995-01	Iron-200.7	Iron	mg/l	0.073	0.040	0.3
IRB1995-01	Lead-200.8	Lead	ug/l	0.18	1.0	5.2
IRB1995-01	Manganese-200.8	Manganese	ug/l	20	1.0	50
IRB1995-01	MBAS - SM5540-C	Surfactants (MBAS)	mg/l	0.057	0.10	0.5
IRB1995-01	Nickel-200.8	Nickel	ug/l	0.76	2.0	96
IRB1995-01	Nitrate-N, 300.0	Nitrate-N	mg/l	0.33	0.10	8
IRB1995-01	Nitrite-N, 300.0	Nitrite-N	mg/l	0	0.15	1
IRB1995-01	Nitrogen, NO3+NO2 -N	Nitrate/Nitrite-N	mg/l	0.33	0.26	8
IRB1995-01	Perchlorate 314.0-DEFAULT	Perchlorate	ug/l	0	4.0	6
IRB1995-01	Selenium-200.8	Selenium	ug/l	0.68	2.0	5
IRB1995-01	Settleable Solids	Total Settleable Solids	ml/l/hr	0	0.10	0.3
IRB1995-01	Sulfate-300.0	Sulfate	mg/l	138	5.0	300
IRB1995-01	TDS - SM 2540C	Total Dissolved Solids	mg/l	433	10	950
IRB1995-01	TSS - EPA 160.2	Total Suspended Solids	mg/l	-1	10	45
IRB1995-01	Zinc-200.7	Zinc	ug/l	26	20	120

TestAmerica Irvine

Joseph Doak
Project Manager

The results pertain only to the samples tested in the laboratory. This report shall not be reproduced, except in full, without written permission from TestAmerica.

MWH-Pasadena/Boeing
618 Michillinda Avenue, Suite 200
Arcadia, CA 91007
Attention: Bronwyn Kelly

Project ID: Routine Outfall 002

Report Number: IRB1995

Sampled: 02/20/08
Received: 02/20/08

Compliance Check

The results obtained from the analytical testing of this data set were checked against compliance limits received from the client. Any results at or above the compliance limits appear in bold on this page.

LabNumber	Analysis	Analyte	Units	Result	MRL	Compliance Limit
IRB1995-02	624-Boeing 001/002 Q (Fr113+X), L1,1-Dichloroethene		ug/l	0	0.50	6
IRB1995-02	624-Boeing 001/002 Q (Fr113+X), LTrichloroethene		ug/l	0	0.50	5

TestAmerica Irvine

Joseph Doak
Project Manager

The results pertain only to the samples tested in the laboratory. This report shall not be reproduced, except in full, without written permission from TestAmerica.

IRB1995 <Page 33 of 36>
NPDES - 639

MWH-Pasadena/Boeing
618 Michillinda Avenue, Suite 200
Arcadia, CA 91007
Attention: Bronwyn Kelly

Project ID: Routine Outfall 002

Report Number: IRB1995

Sampled: 02/20/08
Received: 02/20/08

DATA QUALIFIERS AND DEFINITIONS

- J** Estimated value. Analyte detected at a level less than the Reporting Limit (RL) and greater than or equal to the Method Detection Limit (MDL). The user of this data should be aware that this data is of limited reliability.
- M2** The MS and/or MSD were below the acceptance limits due to sample matrix interference. See Blank Spike (LCS).
- MNR1** There was no MS/MSD analyzed with this batch due to insufficient sample volume. See Blank Spike/Blank Spike Duplicate.
- ND** Analyte NOT DETECTED at or above the reporting limit or MDL, if MDL is specified.
- RPD** Relative Percent Difference

TestAmerica Irvine

Joseph Doak
Project Manager

The results pertain only to the samples tested in the laboratory. This report shall not be reproduced, except in full, without written permission from TestAmerica.

MWH-Pasadena/Boeing
618 Michillinda Avenue, Suite 200
Arcadia, CA 91007
Attention: Bronwyn Kelly

Project ID: Routine Outfall 002

Report Number: IRB1995

Sampled: 02/20/08
Received: 02/20/08

Certification Summary

TestAmerica Irvine

Method	Matrix	Nelac	California
EPA 120.1	Water	X	X
EPA 160.2	Water	X	X
EPA 160.5	Water	X	X
EPA 1664A	Water		
EPA 180.1	Water	X	X
EPA 200.7-Diss	Water	X	X
EPA 200.7	Water	X	X
EPA 200.8-Diss	Water	X	X
EPA 200.8	Water	X	X
EPA 300.0	Water	X	X
EPA 314.0	Water	X	X
EPA 335.2	Water	X	X
EPA 350.2	Water		X
EPA 405.1	Water	X	X
EPA 608	Water	X	X
EPA 624	Water	X	X
EPA 625	Water	X	X
SM2540C	Water	X	
SM5540-C	Water	X	X

Nevada and NELAP provide analyte specific accreditations. Analyte specific information for TestAmerica may be obtained by contacting the laboratory or visiting our website at www.testamericainc.com

Subcontracted Laboratories

TestAmerica Irvine

Joseph Doak
Project Manager

The results pertain only to the samples tested in the laboratory. This report shall not be reproduced, except in full, without written permission from TestAmerica.

MWH-Pasadena/Boeing
618 Michillinda Avenue, Suite 200
Arcadia, CA 91007
Attention: Bronwyn Kelly

Project ID: Routine Outfall 002

Report Number: IRB1995

Sampled: 02/20/08
Received: 02/20/08

Eberline Services

2030 Wright Avenue - Richmond, CA 94804

Analysis Performed: Gamma Spec
Samples: IRB1995-01

Analysis Performed: Gross Alpha
Samples: IRB1995-01

Analysis Performed: Gross Beta
Samples: IRB1995-01

Analysis Performed: Radium, Combined
Samples: IRB1995-01

Analysis Performed: Strontium 90
Samples: IRB1995-01

Analysis Performed: Tritium
Samples: IRB1995-01

Analysis Performed: Uranium, Combined
Samples: IRB1995-01

Vista Analytical *NELAC Cert #02102CA, California Cert #1640, Nevada Cert #CA-413*

1104 Windfield Way - El Dorado Hills, CA 95762

Analysis Performed: 1613-Dioxin-HR-Alta
Samples: IRB1995-01

Weck Laboratories, Inc

14859 E. Clark Avenue - City of Industry, CA 91745

Method Performed: EPA 245.1
Samples: IRB1995-01

TestAmerica Irvine

Joseph Doak
Project Manager

The results pertain only to the samples tested in the laboratory. This report shall not be reproduced, except in full, without written permission from TestAmerica.

IRB19915

RB1915

CHAIN OF CUSTODY FORM

Test America Version 12/20/07

Client Name/Address: MWH-Arcadia 618 Michillinda Avenue, Suite 200 Arcadia, CA 91007		Project: Boeing-SSFL NPDES Routine Outfall 002																			
Test America Contact: Joseph Doak Project Manager: Bronwyn Kelly		Phone Number: (626) 568-6691 Fax Number: (626) 568-6515																			
Sampler: <i>Manisid Beniga</i>																					
Sample Description	Sample Matrix	Container Type	# of Cont.	Sampling Date/Time	Preservative	Bottle #	Total Recoverable Metals: Cu, Pb, Hg, Cd, Se, Zn, As, Ba, Be, Cr, Fe, Mn, Ni	Settleable Solids	TCDD (and all congeners)	Oil & Grease (1664-HEM)	Cyanide (total recoverable)	BOD ₅ (20 degrees C)	Surfactants (MBAS)	Cl ⁻ , SO ₄ , NO ₃ +NO ₂ -N, Perchlorate	Nitrate-N, Nitrite-N	Turbidity, TDS, TSS, Conductivity	Ammonia-N (350.2)	Alpha BHC (608)	2,4,6 TCP, 2,4 Dinitrotoluene, Bis(2-ethylhexyl)phthalate, NDMA, PCP (SVOCs 625)	Field readings: Temp = 55" pH = 8.4 Time of readings = 1145	Comments
Outfall 002	W	1L Poly	1	2/20/08 1130	HNO ₃	1A	X														24 TAT; As, Ba, Be, Cr, Fe, Mn, Ni exceeded 9/22/07
Outfall 002 Dup	W	1L Poly	1		HNO ₃	1B	X														24 TAT
Outfall 002	W	1L Poly	1		None	2		X													
Outfall 002	W	1L Amber	2		None	3A, 3B			X												
Outfall 002	W	1L Amber	2		HCl	4A, 4B			X												
Outfall 002	W	500 ml Poly	1		NaOH	5				X											
Outfall 002	W	1L Poly	1		None	6						X									
Outfall 002	W	500 ml Poly	2		None	7A, 7B							X								
Outfall 002	W	500 ml Poly	2		None	8A, 8B								X							24 TAT
Outfall 002	W	500 ml Poly	1		None	9															24 TAT
Outfall 002	W	500 ml Poly	2		None	10A, 10B							X								
Outfall 002	W	500 ml Poly	1		H ₂ SO ₄	11															
Outfall 002	W	1L Amber	2		None	12A, 12B															
Outfall 002	W	1L Amber	2		None	13A, 13B															
Relinquished By	<i>you manised</i>		Date/Time:	02/20/08 1130	Received By	<i>Manisid Beniga</i>		Date/Time:	02/20/08 1535	Turn around Time: (check) 24 Hours _____ 48 Hours _____ 72 Hours _____ 10 Days _____ 5 Days _____											
Relinquished By	<i>Manisid Beniga</i>		Date/Time:	02/20/08 1535	Received By	<i>Manisid Beniga</i>		Date/Time:	2-20-08 1905	Sample Integrity: (check) Intact _____ On Ice: _____											
Relinquished By	<i>Manisid Beniga</i>		Date/Time:	02/20/08 1905	Received By	<i>Manisid Beniga</i>		Date/Time:	2-20-08 1905												

APC
2/20
2/20/08

4.2/2.2

031

CHAIN OF CUSTODY FORM

Test America version 12/20/07

Client Name/Address: MWH-Arcadia 618 Michilinda Avenue, Suite 200 Arcadia, CA 91007		Project: Boeing-SSFL NPDES Routine Outfall 002		Phone Number: (626) 568-6691 Fax Number: (626) 568-6515		ANALYSIS REQUIRED Pb, Hg, Cd, Se, Zn, As, Ba, Be, Cr, Fe, Mn, Ni		
Test America Contact: Joseph Doak Project Manager: Bronwyn Kelly Sampler: <i>M. Amis</i>		Sample Description Outfall 002 Outfall 002 Outfall 002 Trip Blanks	Container Type VOAs 2.5 Gal Cube 500 ml Amber 1 Gal Cube 1L Poly VOAs	# of Cont. 5 1 1 3	Preservative HCl None None HCl	Sampling Date/Time 2/20/08 1130 2/20/08 1130 2/20/08 1130	Bottle # 14A, 14B, 14C, 14D, 14E 15A 15B 17 18A, 18B, 18C	Comments Unfiltered and unpreserved analysis Exceeded 9/22/07 Normality test only first and second rain event of the year Filter w/in 24hrs of receipt at lab; As, Ba, Be, Cr, Fe, Mn, Ni exceeded 9/22/07
Gross Alpha(900.0), Gross Beta(900.0), Tritium (H-3) (906.0), Sr-90 (905.0), Total Combined Radium 226 (903.0 or 903.1) & Radium 228 (904.0), Uranium (908.0), K-40, CS-137 (901.0 or 901.1)		VOCs 624 + xylenes		X		X		
Relinquished By: <i>[Signature]</i> Date/Time: 2-20-08 15:35		Received By: <i>[Signature]</i> Date/Time: 2-20-08 15:35		Relinquished By: <i>[Signature]</i> Date/Time: 2-20-08 19:05		Received By: <i>[Signature]</i> Date/Time: 2-20-08 19:05		

4.2/2.2

March 11, 2008

Vista Project I.D.: 30289

Mr. Joseph Doak
Test America-Irvine, CA
17461 Derian Avenue
Suite 100
Irvine, CA 92614

Dear Mr. Doak,

Enclosed are the results for the one aqueous sample received at Vista Analytical Laboratory on February 22, 2008 under your Project Name "IRB1995". This sample was extracted and analyzed using EPA Method 1613 for tetra-through-octa chlorinated dioxins and furans. A standard turnaround time was provided for this work.

The following report consists of a Sample Inventory (Section I), Analytical Results (Section II) and the Appendix, which contains the chain-of-custody, a list of data qualifiers and abbreviations, Vista's current certifications, and copies of the raw data (if requested).

Vista Analytical Laboratory is committed to serving you effectively. If you require additional information, please contact me at 916-673-1520 or by email at mmaier@vista-analytical.com. Thank you for choosing Vista as part of your analytical support team.

Sincerely,



Martha M. Maier
Laboratory Director



Vista Analytical Laboratory certifies that the report herein meets all the requirements set forth by NELAC for those applicable test methods. Results relate only to the samples as received by the laboratory. This report should not be reproduced except in full without the written approval of Vista Analytical Laboratory.



Section I: Sample Inventory Report

Date Received: 2/22/2008

Vista Lab. ID

Client Sample ID

30289-001

IRB1995-01

SECTION II

Method Blank					EPA Method 1613				
Matrix:	Aqueous	QC Batch No.:	9988	Lab Sample:	0-MB001	Date Analyzed DB-5:	6-Mar-08	Date Analyzed DB-225:	NA
Sample Size:	1.00 L	Date Extracted:	4-Mar-08						
Analyte	Conc. (ug/L)	DL ^a	EMPC ^b	Qualifiers	Labeled Standard	%R	LCL-UCL ^d	Qualifiers	
2,3,7,8-TCDD	ND	0.00000174			IS 13C-2,3,7,8-TCDD	83.3	25 - 164		
1,2,3,7,8-PeCDD	ND	0.00000230			13C-1,2,3,7,8-PeCDD	88.0	25 - 181		
1,2,3,4,7,8-HxCDD	ND	0.00000250			13C-1,2,3,4,7,8-HxCDD	73.2	32 - 141		
1,2,3,6,7,8-HxCDD	ND	0.00000241			13C-1,2,3,6,7,8-HxCDD	91.5	28 - 130		
1,2,3,7,8,9-HxCDD	ND	0.00000236			13C-1,2,3,4,6,7,8-HpCDD	86.2	23 - 140		
1,2,3,4,6,7,8-HpCDD	ND	0.00000542			13C-OCDD	61.8	17 - 157		
OCDD	ND	0.0000101			13C-2,3,7,8-TCDF	87.3	24 - 169		
2,3,7,8-TCDF	ND	0.00000199			13C-1,2,3,7,8-PeCDF	89.9	24 - 185		
1,2,3,7,8-PeCDF	ND	0.00000163			13C-2,3,4,7,8-PeCDF	92.7	21 - 178		
2,3,4,7,8-PeCDF	ND	0.00000146			13C-1,2,3,4,7,8-HxCDF	85.5	26 - 152		
1,2,3,4,7,8-HxCDF	ND	0.00000184			13C-1,2,3,6,7,8-HxCDF	105	26 - 123		
1,2,3,6,7,8-HxCDF	ND	0.00000163			13C-2,3,4,6,7,8-HxCDF	95.0	28 - 136		
2,3,4,6,7,8-HxCDF	ND	0.00000186			13C-1,2,3,7,8,9-HxCDF	91.5	29 - 147		
1,2,3,7,8,9-HxCDF	ND	0.00000281			13C-1,2,3,4,6,7,8-HpCDF	86.0	28 - 143		
1,2,3,4,6,7,8-HpCDF	ND	0.00000530			13C-1,2,3,4,7,8,9-HpCDF	90.6	26 - 138		
1,2,3,4,7,8,9-HpCDF	ND	0.00000617			13C-OCDF	88.2	17 - 157		
OCDF	ND	0.00000633			CRS 37Cl-2,3,7,8-TCDD	92.0	35 - 197		
Totals					Footnotes				
Total TCDD	ND	0.00000174			a. Sample specific estimated detection limit.				
Total PeCDD	ND	0.00000230			b. Estimated maximum possible concentration.				
Total HxCDD	ND	0.00000242			c. Method detection limit.				
Total HpCDD	ND	0.00000542			d. Lower control limit - upper control limit.				
Total TCDF	ND	0.00000199							
Total PeCDF	ND	0.00000154							
Total HxCDF	ND	0.00000204							
Total HpCDF	ND	0.00000574							

Analyst: JMH

Approved By: Martha M. Maier 11-Mar-2008 08:20

OPR Results				EPA Method 1613			
Matrix:	Aqueous	QC Batch No.:	9988	Lab Sample:	0-OPR001		
Sample Size:	1.00 L	Date Extracted:	4-Mar-08	Date Analyzed DB-5:	5-Mar-08	Date Analyzed DB-225:	NA
Analyte	Spike Conc.	Conc. (ng/mL)	OPR Limits	Labeled Standard	%R	LCL-UCL	Qualifier
2,3,7,8-TCDD	10.0	8.84	6.7 - 15.8	IS 13C-2,3,7,8-TCDD	83.5	25 - 164	
1,2,3,7,8-PeCDD	50.0	50.7	35 - 71	13C-1,2,3,7,8-PeCDD	90.5	25 - 181	
1,2,3,4,7,8-HxCDD	50.0	52.5	35 - 82	13C-1,2,3,4,7,8-HxCDD	65.6	32 - 141	
1,2,3,6,7,8-HxCDD	50.0	50.0	38 - 67	13C-1,2,3,6,7,8-HxCDD	87.3	28 - 130	
1,2,3,7,8,9-HxCDD	50.0	50.6	32 - 81	13C-1,2,3,4,6,7,8-HpCDD	83.7	23 - 140	
1,2,3,4,6,7,8-HpCDD	50.0	50.8	35 - 70	13C-OCDD	66.2	17 - 157	
OCDD	100	104	78 - 144	13C-2,3,7,8-TCDF	89.2	24 - 169	
2,3,7,8-TCDF	10.0	9.08	7.5 - 15.8	13C-1,2,3,7,8-PeCDF	96.4	24 - 185	
1,2,3,7,8-PeCDF	50.0	49.1	40 - 67	13C-2,3,4,7,8-PeCDF	97.1	21 - 178	
2,3,4,7,8-PeCDF	50.0	49.2	34 - 80	13C-1,2,3,4,7,8-HxCDF	83.4	26 - 152	
1,2,3,4,7,8-HxCDF	50.0	46.3	36 - 67	13C-1,2,3,6,7,8-HxCDF	96.8	26 - 123	
1,2,3,6,7,8-HxCDF	50.0	47.4	42 - 65	13C-2,3,4,6,7,8-HxCDF	89.9	28 - 136	
2,3,4,6,7,8-HxCDF	50.0	45.4	35 - 78	13C-1,2,3,7,8,9-HxCDF	85.4	29 - 147	
1,2,3,7,8,9-HxCDF	50.0	47.1	39 - 65	13C-1,2,3,4,6,7,8-HpCDF	78.2	28 - 143	
1,2,3,4,6,7,8-HpCDF	50.0	47.4	41 - 61	13C-1,2,3,4,7,8,9-HpCDF	84.9	26 - 138	
1,2,3,4,7,8,9-HpCDF	50.0	44.6	39 - 69	13C-OCDF	85.1	17 - 157	
OCDF	100	98.3	63 - 170	CRS 37Cl-2,3,7,8-TCDD	98.0	35 - 197	

Analyst: JMH

Approved By: Martha M. Maier 11-Mar-2008 08:20

Sample ID: IRB1995-01					EPA Method 1613			
Client Data			Sample Data		Laboratory Data			
Name:	Test America-Irvine, CA		Matrix:	Aqueous	Lab Sample:	30289-001	Date Received:	22-Feb-08
Project:	IRB1995		Sample Size:	1.02 L	QC Batch No.:	9988	Date Extracted:	4-Mar-08
Date Collected:	20-Feb-08				Date Analyzed DB-5:	6-Mar-08	Date Analyzed DB-225:	NA
Time Collected:	1130							
Analyte	Conc. (ug/L)	DL ^a	EMPC ^b	Qualifiers	Labeled Standard	%R	LCL-UCL ^d	Qualifiers
2,3,7,8-TCDD	ND	0.00000205			IS 13C-2,3,7,8-TCDD	73.5	25 - 164	
1,2,3,7,8-PeCDD	ND	0.00000251			13C-1,2,3,7,8-PeCDD	73.1	25 - 181	
1,2,3,4,7,8-HxCDD	ND	0.00000291			13C-1,2,3,4,7,8-HxCDD	63.2	32 - 141	
1,2,3,6,7,8-HxCDD	ND	0.00000282			13C-1,2,3,6,7,8-HxCDD	73.6	28 - 130	
1,2,3,7,8,9-HxCDD	ND	0.00000276			13C-1,2,3,4,6,7,8-HpCDD	74.6	23 - 140	
1,2,3,4,6,7,8-HpCDD	ND	0.00000604			13C-OCDD	61.8	17 - 157	
OCDD	ND	0.0000109			13C-2,3,7,8-TCDF	78.8	24 - 169	
2,3,7,8-TCDF	ND	0.00000191			13C-1,2,3,7,8-PeCDF	77.1	24 - 185	
1,2,3,7,8-PeCDF	ND	0.00000188			13C-2,3,4,7,8-PeCDF	76.4	21 - 178	
2,3,4,7,8-PeCDF	ND	0.00000169			13C-1,2,3,4,7,8-HxCDF	79.5	26 - 152	
1,2,3,4,7,8-HxCDF	ND	0.00000183			13C-1,2,3,6,7,8-HxCDF	82.5	26 - 123	
1,2,3,6,7,8-HxCDF	ND	0.00000173			13C-2,3,4,6,7,8-HxCDF	80.4	28 - 136	
2,3,4,6,7,8-HxCDF	ND	0.00000199			13C-1,2,3,7,8,9-HxCDF	82.1	29 - 147	
1,2,3,7,8,9-HxCDF	ND	0.00000249			13C-1,2,3,4,6,7,8-HpCDF	79.4	28 - 143	
1,2,3,4,6,7,8-HpCDF	ND	0.00000516			13C-1,2,3,4,7,8,9-HpCDF	86.0	26 - 138	
1,2,3,4,7,8,9-HpCDF	ND	0.00000536			13C-OCDF	82.9	17 - 157	
OCDF	ND	0.00000655			CRS 37Cl-2,3,7,8-TCDD	96.1	35 - 197	
Totals					Footnotes			
Total TCDD	ND	0.00000205			a. Sample specific estimated detection limit.			
Total PeCDD	ND	0.00000251			b. Estimated maximum possible concentration.			
Total HxCDD	ND	0.00000283			c. Method detection limit.			
Total HpCDD	ND	0.00000604			d. Lower control limit - upper control limit.			
Total TCDF	ND	0.00000191						
Total PeCDF	ND	0.00000178						
Total HxCDF	ND	0.00000201						
Total HpCDF	ND	0.00000526						

Analyst: JMH

Approved By: Martha M. Maier 11-Mar-2008 08:20

APPENDIX

DATA QUALIFIERS & ABBREVIATIONS

B	This compound was also detected in the method blank.
D	Dilution
E	The amount detected is above the High Calibration Limit.
P	The amount reported is the maximum possible concentration due to possible chlorinated diphenylether interference.
H	The signal-to-noise ratio is greater than 10:1.
I	Chemical Interference
J	The amount detected is below the Low Calibration Limit.
*	See Cover Letter
Conc.	Concentration
DL	Sample-specific estimated detection limit
MDL	The minimum concentration of a substance that can be measured and reported with 99% confidence that the analyte concentration is greater than zero in the matrix tested.
EMPC	Estimated Maximum Possible Concentration
NA	Not applicable
RL	Reporting Limit – concentrations that correspond to low calibration point
ND	Not Detected
TEQ	Toxic Equivalency

Unless otherwise noted, solid sample results are reported in dry weight. Tissue samples are reported in wet weight.

CERTIFICATIONS

Accrediting Authority	Certificate Number
State of Alaska, DEC	CA413-02
State of Arizona	AZ0639
State of Arkansas, DEQ	05-013-0
State of Arkansas, DOH	Reciprocity through CA
State of California – NELAP Primary AA	02102CA
State of Colorado	
State of Connecticut	PH-0182
State of Florida, DEP	E87777
Commonwealth of Kentucky	90063
State of Louisiana, Health and Hospitals	LA050001
State of Louisiana, DEQ	01977
State of Maine	CA0413
State of Michigan	81178087
State of Mississippi	Reciprocity through CA
Naval Facilities Engineering Service Center	
State of Nevada	CA413
State of New Jersey	CA003
State of New Mexico	Reciprocity through CA
State of New York, DOH	11411
State of North Carolina	06700
State of North Dakota, DOH	R-078
State of Oklahoma	D9919
State of Oregon	CA200001-002
State of Pennsylvania	68-00490
State of South Carolina	87002001
State of Tennessee	02996
State of Texas	TX247-2005A
U.S. Army Corps of Engineers	
State of Utah	9169330940
Commonwealth of Virginia	00013
State of Washington	C1285
State of Wisconsin	998036160
State of Wyoming	8TMS-Q

SUBCONTRACT ORDER

TestAmerica Irvine

IRB1995

30289 3.80C


SENDING LABORATORY:

TestAmerica Irvine
17461 Derian Avenue. Suite 100
Irvine, CA 92614
Phone: (949) 261-1022
Fax: (949) 260-3297
Project Manager: Joseph Doak

RECEIVING LABORATORY:

Vista Analytical Laboratory- SUB
1104 Windfield Way
El Dorado Hills, CA 95762
Phone : (916) 673-1520
Fax: (916) 673-0106
Project Location: California
Receipt Temperature: _____ °C Ice: Y / N

Analysis	Units	Due	Expires	Comments
Sample ID: IRB1995-01	Water			Sampled: 02/20/08 11:30
1613-Dioxin-HR-Alta	ug/l	02/29/08	02/27/08 11:30	J flags, 17 congeners, no TEQ, ug/L, sub=Vista
EDD + Level 4	N/A	02/29/08	03/19/08 11:30	Excel EDD email to pm, Include Std logs for LVI IV
<i>Containers Supplied:</i>				
1 L Amber (D)	1 L Amber (E)			

 2/21/08 17:00
Released By _____ Date/Time _____

FedEx 2/21/08 1700
Received By _____ Date/Time _____

Released By _____ Date/Time _____

013 2/22/08
Received By  2/22/08 0947
Received By _____ Date/Time _____

SAMPLE LOG-IN CHECKLIST



Vista Project #: 30289 TAT N/A

Samples Arrival:	Date/Time 2/22/08 0927	Initials: DB	Location: WR-2
			Shelf/Rack: N/A
Logged In:	Date/Time 2/22/08 1237	Initials: DB	Location: WR-2
			Shelf/Rack: B-1
Delivered By:	<u>FedEx</u>	UPS	Cal
			DHL
			Hand Delivered
			Other
Preservation:	<u>Ice</u>	Blue Ice	Dry Ice
			None
Temp °C	3.8	Time: 0942	Thermometer ID: IR-1

	YES	NO	NA
Adequate Sample Volume Received?	✓		
Holding Time Acceptable?	✓		
Shipping Container(s) Intact?	✓		
Shipping Custody Seals Intact?	✓		
Shipping Documentation Present?	✓		
Airbill			
Trk #	7904 5318 8621		
Sample Container Intact?	✓		
Sample Custody Seals Intact?			✓
Chain of Custody / Sample Documentation Present?	✓		
COC Anomaly/Sample Acceptance Form completed?		✓	
If Chlorinated or Drinking Water Samples, Acceptable Preservation?			✓
Na ₂ S ₂ O ₃ Preservation Documented?			
COC			<u>None</u>
Sample Container			
Shipping Container	Vista	<u>Client</u>	Retain
			<u>Return</u>
			Dispose

Comments:

SUBCONTRACT ORDER

TestAmerica Irvine

IRB1995

8022138

SENDING LABORATORY:


TestAmerica Irvine
17461 Derian Avenue. Suite 100
Irvine, CA 92614
Phone: (949) 261-1022
Fax: (949) 260-3297
Project Manager: Joseph Doak

RECEIVING LABORATORY:


Weck Laboratories, Inc
14859 E. Clark Avenue
City of Industry, CA 91745
Phone : (626) 336-2139
Fax: (626) 336-2634
Project Location: California
Receipt Temperature: 21 °C

Ice: (Y) / N

Analysis	Units	Due	Expires	Comments
Sample ID: IRB1995-01	Water		Sampled: 02/20/08 11:30	
Level 4 Data Package - Wec	N/A	02/29/08	03/19/08 11:30	
Mercury - 245.1, Diss -OUT	ug/l	02/29/08	03/19/08 11:30	Boeing, permit, J flags, OUT to weck
Mercury - 245.1-OUT	ug/l	02/21/08	03/19/08 11:30	Boeing, permit, J flags, OUT to weck
<i>Containers Supplied:</i> 125 mL Poly w/HNO3 125 mL Poly (AE) (AD)				


Released By

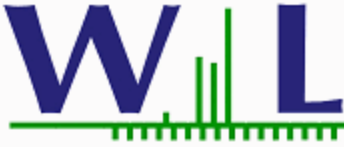
2/21/08 1045
Date/Time


Received By

2/21/08 1045
Date/Time

Samuel Giner
Received By

2/21/08 1045
Date/Time



CERTIFICATE OF ANALYSIS

Client: TestAmerica, Inc. - Irvine
17461 Derian Ave, Suite 100
Irvine, CA 92614
Attention: Joseph Doak

Report Date: 03/05/08 16:38
Received Date: 02/21/08 14:20
Turn Around: 6 days

Phone: (949) 261-1022
Fax: (949) 260-3297

Work Order #: 8022138

Client Project: IRB1995

NELAP #04229CA ELAP#1132 NEVADA #CA211 HAWAII LACSD #10143

The results in this report apply to the samples analyzed in accordance with the Chain of Custody document. Weck Laboratories, Inc. certifies that the test results meet all NELAC requirements unless noted in the case narrative. This analytical report is confidential and is only intended for the use of Weck Laboratories, Inc. and its client. This report contains the Chain of Custody document, which is an integral part of it, and can only be reproduced in full with the authorization of Weck Laboratories, Inc.

Dear Joseph Doak :

Enclosed are the results of analyses for samples received 02/21/08 14:20 with the Chain of Custody document. The samples were received in good condition. The samples were received at 2.1 °C and on ice. All analysis met the method criteria except as noted below or in the report with data qualifiers.

Reviewed by:

Kim G Tu

Project Manager



Page 1 of 6





Weck Laboratories, Inc.
14859 E. Clark Ave.
Industry, CA 91745
Phone 626.336.2139 Fax 626.336.2634

TestAmerica, Inc. - Irvine
17461 Derian Ave, Suite 100
Irvine CA, 92614

Report ID: 8022138
Project ID: IRB1995

Date Received: 02/21/08 14:20
Date Reported: 03/05/08 16:38

ANALYTICAL REPORT FOR SAMPLES

Sample ID	Sampled by:	Sample Comments	Laboratory	Matrix	Date Sampled
IRB1995-01	Client		8022138-01	Water	02/20/08 11:30



Weck Laboratories, Inc.
14859 E. Clark Ave.
Industry, CA 91745
Phone 626.336.2139 Fax 626.336.2634

TestAmerica, Inc. - Irvine
17461 Derian Ave, Suite 100
Irvine CA, 92614

Report ID: 8022138
Project ID: IRB1995

Date Received: 02/21/08 14:20
Date Reported: 03/05/08 16:38

IRB1995-01 8022138-01 (Water)

Date Sampled: 02/20/08 11:30

Metals by EPA 200 Series Methods

Analyte	Result	MDL	Units	Reporting Limit	Dilution Factor	Method	Batch Number	Date Prepared	Date Analyzed	Analyst	Data Qualifiers
Mercury, Dissolved	ND	0.050	ug/l	0.20	1	EPA 245.1	W8B0837	02/25/08	02/26/08	jlp	
Mercury, Total	ND	0.050	ug/l	0.20	1	EPA 245.1	W8B0837	02/25/08	02/26/08	jlp	



Weck Laboratories, Inc.
14859 E. Clark Ave.
Industry, CA 91745
Phone 626.336.2139 Fax 626.336.2634

TestAmerica, Inc. - Irvine
17461 Derian Ave, Suite 100
Irvine CA, 92614

Report ID: 8022138
Project ID: IRB1995

Date Received: 02/21/08 14:20
Date Reported: 03/05/08 16:38

QUALITY CONTROL SECTION



Weck Laboratories, Inc.
 14859 E. Clark Ave.
 Industry, CA 91745
 Phone 626.336.2139 Fax 626.336.2634

TestAmerica, Inc. - Irvine
 17461 Derian Ave, Suite 100
 Irvine CA, 92614

Report ID: 8022138
 Project ID: IRB1995

Date Received: 02/21/08 14:20
 Date Reported: 03/05/08 16:38

Metals by EPA 200 Series Methods - Quality Control

%REC

Analyte	Result	Reporting Limit	Units	Spike Level	Source Result	%REC	%REC Limits	RPD	RPD Limit	Data Qualifiers
---------	--------	-----------------	-------	-------------	---------------	------	-------------	-----	-----------	-----------------

Batch W8B0837 - EPA 245.1

Blank (W8B0837-BLK1)

Analyzed: 02/26/08

Mercury, Dissolved	ND	0.20	ug/l							
Mercury, Total	ND	0.20	ug/l							

LCS (W8B0837-BS1)

Analyzed: 02/26/08

Mercury, Dissolved	0.993	0.20	ug/l	1.00		99	85-115			
Mercury, Total	0.993	0.20	ug/l	1.00		99	85-115			

Matrix Spike (W8B0837-MS1)

Source: 8022205-01

Analyzed: 02/26/08

Mercury, Dissolved	0.984	0.20	ug/l	1.00	ND	98	70-130			
Mercury, Total	0.984	0.20	ug/l	1.00	ND	98	70-130			

Matrix Spike (W8B0837-MS2)

Source: 8022237-02

Analyzed: 02/26/08

Mercury, Dissolved	20.8	4.0	ug/l	1.00	19.6	118	70-130			
Mercury, Total	20.8	4.0	ug/l	1.00	19.6	118	70-130			

Matrix Spike Dup (W8B0837-MSD1)

Source: 8022205-01

Analyzed: 02/26/08

Mercury, Dissolved	1.01	0.20	ug/l	1.00	ND	101	70-130	3	20	
Mercury, Total	1.01	0.20	ug/l	1.00	ND	101	70-130	3	20	

Matrix Spike Dup (W8B0837-MSD2)

Source: 8022237-02

Analyzed: 02/26/08

Mercury, Dissolved	20.8	4.0	ug/l	1.00	19.6	118	70-130	0	20	
Mercury, Total	20.8	4.0	ug/l	1.00	19.6	118	70-130	0	20	



Weck Laboratories, Inc.
14859 E. Clark Ave.
Industry, CA 91745
Phone 626.336.2139 Fax 626.336.2634

TestAmerica, Inc. - Irvine
17461 Derian Ave, Suite 100
Irvine CA, 92614

Report ID: 8022138
Project ID: IRB1995

Date Received: 02/21/08 14:20
Date Reported: 03/05/08 16:38

Notes and Definitions

ND	NOT DETECTED at or above the Reporting Limit. If J-value reported, then NOT DETECTED at or above the Method Detection Limit (MDL)
dry	Sample results reported on a dry weight basis
RPD	Relative Percent Difference
% Rec	Percent Recovery
Sub	Subcontracted analysis, original report available upon request
MDL	Method Detection Limit
MDA	Minimum Detectable Activity

Any remaining sample(s) will be disposed of one month from the final report date unless other arrangements are made in advance.

An Absence of Total Coliform meets the drinking water standards as established by the California Department of Health Services.

The Reporting Limit (RL) is referenced as the Laboratory's Practical Quantitation Limit (PQL) or the Detection Limit for Reporting Purposes (DLR).

All samples collected by Weck Laboratories have been sampled in accordance to laboratory SOP Number MIS002.



EBERLINE

SERVICES

March 20, 2008

Mr. Joseph Doak
Test America, Inc.
17461 Derian Avenue, Suite 100
Irvine, CA 92614

Reference: Test America Project Nos. IRB1995, IRB2337, IRB2341, IRB2342, IRB2399
IRB2400, IRB2401, IRB2403
Eberline Services NELAP Cert #01120CA
Eberline Services Reports R802140-8609, R802169-8610, R802170-8611
R802171-8612, R802172-8613, R802173-8614
R802174-8615, R802175-8616

Dear Mr. Doak:

Attached are data reports for eight water samples. The samples were received at Eberline Services on February 22, 26, 2008 under eight separate Test America subcontract orders. The samples were analyzed according to the accompanying Test America Subcontract Order Forms, the requested analyses were: gross alpha/gross beta (EPA 900.0), tritium (H-3, EPA906.0), Sr-90 (EPA905.0), Ra-226 (EPA903.1), Ra-228 (EPA 904.0), total uranium (ASTM D-5174), and gamma spectroscopy (EPA901.1, K-40 and Cs-137 only). The parenthetical G after a nuclide indicates that the result was obtained by gamma spectroscopy; a "U" in the results column indicates that the nuclide was not detected greater than the indicated minimum detectable activity (MDA). The samples were not filtered prior to analysis. The samples were analyzed in batches with common QC samples. Batch quality control samples consisted of LCS's, blank analyses, duplicate analyses, and matrix spike analyses (gross alpha/gross beta, H-3, Ra-226, Total-U only). All samples were batched with QC samples 8609-002, 003, 004, and 005 for all analyses. All QC sample results were within the limits defined in Eberline Services Quality Control Procedures Manual.

Please call me if you have any questions concerning this report.

Regards,

Melissa Mannion
Senior Program Manager

MCM/njv

Enclosure: Reports

Analytical Services
2030 Wright Avenue
P.O. Box 4040
Richmond, California 94804-0040
(510) 235-2633 Fax (510) 235-0438
Toll Free (800) 841-5487
www.eberlineservices.com
NPDES - 663

Eberline Services

ANALYSIS RESULTS

SDG <u>8609</u> Work Order <u>R802140-01</u> Received Date <u>02/22/08</u>	Client <u>TA IRVINE</u> Contract <u>PROJECT# IRB1995</u> Matrix <u>WATER</u>
--	--

Client	Lab						
<u>Sample ID</u>	<u>Sample ID</u>	<u>Collected</u>	<u>Analyzed</u>	<u>Nuclide</u>	<u>Results ± 2σ</u>	<u>Units</u>	<u>MDA</u>
IRB1995-01	8609-001	02/20/08	03/15/08	GrossAlpha	3.00 ± 2.0	pCi/L	2.8
			03/15/08	Gross Beta	2.91 ± 2.0	pCi/L	3.3
			03/10/08	Ra-228	0.016 ± 0.16	pCi/L	0.44
			03/11/08	K-40 (G)	U	pCi/L	39
			03/11/08	Cs-137 (G)	U	pCi/L	1.7
			03/14/08	H-3	-40.9 ± 84	pCi/L	140
			03/13/08	Ra-226	-0.003 ± 0.41	pCi/L	0.79
			03/10/08	Sr-90	0.137 ± 0.49	pCi/L	1.1
			03/05/08	Total U	1.30 ± 0.15	pCi/L	0.023

Certified by <u></u> Report Date <u>03/21/08</u> Page 1

Eberline Services

QC RESULTS

SDG <u>8609</u>	Client <u>TA IRVINE</u>
Work Order <u>R802140-01</u>	Contract <u>PROJECT# IRB1995</u>
Received Date <u>02/22/08</u>	Matrix <u>WATER</u>

Lab	Sample ID	Nuclide	Results	Units	Amount Added	MDA	Evaluation
<u>LCS</u>							
	8609-002	GrossAlpha	12.8 ± 0.90	pCi/Smpl	10.2	0.25	125% recovery
		Gross Beta	8.65 ± 0.36	pCi/Smpl	9.37	0.27	92% recovery
		Ra-228	9.55 ± 0.58	pCi/Smpl	8.63	0.79	111% recovery
		Co-60 (G)	216 ± 6.8	pCi/Smpl	223	3.1	97% recovery
		Cs-137 (G)	247 ± 6.5	pCi/Smpl	235	4.3	105% recovery
		Am-241 (G)	208 ± 15	pCi/Smpl	254	17	82% recovery
		H-3	222 ± 14	pCi/Smpl	239	15	93% recovery
		Ra-226	4.52 ± 0.24	pCi/Smpl	4.46	0.081	101% recovery
		Sr-90	10.4 ± 0.75	pCi/Smpl	9.38	0.30	111% recovery
		Total U	1.10 ± 0.13	pCi/Smpl	1.13	0.005	97% recovery

<u>BLANK</u>							
	8609-003	GrossAlpha	0 ± 0.15	pCi/Smpl	NA	0.28	<MDA
		Gross Beta	-0.185 ± 0.27	pCi/Smpl	NA	0.44	<MDA
		Ra-228	-0.178 ± 0.26	pCi/Smpl	NA	0.76	<MDA
		K-40 (G)	U	pCi/Smpl	NA	140	<MDA
		Cs-137 (G)	U	pCi/Smpl	NA	5.3	<MDA
		H-3	-3.37 ± 8.5	pCi/Smpl	NA	14	<MDA
		Ra-226	-0.003 ± 0.035	pCi/Smpl	NA	0.071	<MDA
		Sr-90	-0.157 ± 0.21	pCi/Smpl	NA	0.57	<MDA
		Total U	0.00E 00 ± 2.0E-04	pCi/Smpl	NA	4.6E-04	<MDA

<u>DUPLICATES</u>			
Sample ID	Nuclide	Results ± 2σ	MDA
8609-004	GrossAlpha	1.98 ± 1.7	2.4
	Gross Beta	4.45 ± 1.4	2.0
	K-40 (G)	U	20
	Cs-137 (G)	U	1.1
	H-3	-43.9 ± 86	150
	Ra-226	0.125 ± 0.40	0.74
	Sr-90	0.093 ± 0.38	0.86
	Total U	1.19 ± 0.13	0.023

<u>ORIGINALS</u>					
Sample ID	Results ± 2σ	MDA	RPD	(Tot)	Eval
8609-001	3.00 ± 2.0	2.8	41	164	satis.
	2.91 ± 2.0	3.3	42	108	satis.
	U	39	-	0	satis.
	U	1.7	-	0	satis.
	-40.9 ± 84	140	-	0	satis.
	-0.003 ± 0.41	0.79	-	0	satis.
	0.137 ± 0.49	1.1	-	0	satis.
	1.30 ± 0.15	0.023	9	31	satis.


Certified by <u></u>
Report Date <u>03/21/08</u>
Page 2

Eberline Services

QC RESULTS

SDG <u>8609</u> Work Order <u>R802140-01</u> Received Date <u>02/22/08</u>	Client <u>TA IRVINE</u> Contract <u>PROJECT# IRB1995</u> Matrix <u>WATER</u>
--	--

SPIKED SAMPLE				ORIGINAL SAMPLE				
Sample ID	Nuclide	Results ± 2σ	MDA	Sample ID	Results ± 2σ	MDA	Added	%Recv
8609-005	GrossAlpha	207 ± 11	2.6	8609-001	3.00 ± 2.0	2.8	164	124
	Gross Beta	148 ± 4.0	2.4		2.91 ± 2.0	3.3	144	101
	H-3	14800 ± 280	150		-40.9 ± 84	140	16000	93
	Ra-226	113 ± 4.4	0.81		-0.003 ± 0.41	0.79	112	101
	Total U	113 ± 14	2.3		1.30 ± 0.15	0.023	113	99

Certified by <u></u> Report Date <u>03/21/08</u> Page 3
--

SUBCONTRACT ORDER

TestAmerica Irvine

IRB1995


SENDING LABORATORY:

TestAmerica Irvine
 17461 Derian Avenue. Suite 100
 Irvine, CA 92614
 Phone: (949) 261-1022
 Fax: (949) 260-3297
 Project Manager: Joseph Doak

RECEIVING LABORATORY:

Eberline Services
 2030 Wright Avenue
 Richmond, CA 94804
 Phone : (510) 235-2633
 Fax: (510) 235-0438
 Project Location: California
 Receipt Temperature: _____ °C Ice: Y / N

Analysis	Units	Due	Expires	Comments
Sample ID: IRB1995-01	Water		Sampled: 02/20/08 11:30	
Gamma Spec-O	mg/kg	02/29/08	02/19/09 11:30	Out to Eberline, k-40 and cs-137 only
Gross Alpha-O	pCi/L	02/29/08	08/18/08 11:30	Out to Eberline
Gross Beta-O	pCi/L	02/29/08	08/18/08 11:30	Out to Eberline
Level 4 Data Package - Out	N/A	02/29/08	03/19/08 11:30	
Radium, Combined-O	pCi/L	02/29/08	02/19/09 11:30	Out to Eberline, 226 228
Strontium 90-O	pCi/L	02/29/08	02/19/09 11:30	Out to Eberline
Tritium-O	pCi/L	02/29/08	02/19/09 11:30	Out to Eberline
Uranium, Combined-O	pCi/L	02/29/08	02/19/09 11:30	Out to Eberline
<i>Containers Supplied:</i>				
2.5 gal Poly (AA)	500 mL Amber (AB)			


 Released By _____ Date/Time 2/21/08 17:00
 Released By FED EX Date/Time _____

Fed Ex 2/21/08 17:00
 Received By _____ Date/Time _____
Alex Kelensov 2/22/08 10:00
 Received By _____ Date/Time _____



RICHMOND, CA LABORATORY

SAMPLE RECEIPT CHECKLIST

Client: TEST AMERICA City IRVINE State CA

Date/Time received 2/22/08 10:00 CoC No. IRB 1995

Container I.D. No. N/A Requested TAT (Days) STAND P.O. Received Yes [] No []

INSPECTION

1. Custody seals on shipping container intact? Yes [] No [] N/A []
2. Custody seals on shipping container dated & signed? Yes [] No [] N/A []
3. Custody seals on sample containers intact? Yes [] No [] N/A []
4. Custody seals on sample containers dated & signed? Yes [] No [] N/A []
5. Packing material is: Wet [] Dry [] N/A
6. Number of samples in shipping container: 1 Sample Matrix WATER
7. Number of containers per sample: 2 (Or see CoC _____)
8. Samples are in correct container Yes [] No []
9. Paperwork agrees with samples? Yes [] No []
10. Samples have: Tape [] Hazard labels [] Rad labels [] Appropriate sample labels []
11. Samples are: In good condition [] Leaking [] Broken Container [] Missing []
12. Samples are: Preserved [] Not preserved [] pH 6 Preservative _____
13. Describe any anomalies:

14. Was P.M. notified of any anomalies? Yes [] No [] Date _____
15. Inspected by AK Date: 2/22/08 Time: 11:40

Customer Sample No.	Beta/Gamma cpm	Ion Chamber mR/hr	Wipe	Customer Sample No.	Beta/Gamma cpm	Ion Chamber mR/hr	wipe
<u>IRB 1995</u>	<u>< 60</u>						

Ion Chamber Ser. No. _____
 Alpha Meter Ser. No. _____
 Beta/Gamma Meter Ser. No. 100482

Calibration date _____
 Calibration date _____
 Calibration date 9 may 2007