

The Boeing Company
Santa Susana Field Laboratory
5800 Woolsey Canyon Road
Canoga Park, CA 91304-1148

Hand Delivery

May 14, 2010
In reply refer to SHEA-109969

Regional Water Quality Control Board
Los Angeles Region
320 West 4th Street, Suite 200
Los Angeles, CA 90013

Attention: Information Technology Unit

Reference: Compliance File CI-6027 and NPDES No. CA0001309

Subject: First Quarter 2010 NPDES Discharge Monitoring Report
Submittal – Santa Susana Field Laboratory

Dear Sir/Madam,

The Boeing Company (Boeing) hereby submits the Discharge Monitoring Report (DMR) for the Santa Susana Field Laboratory (Santa Susana Site) for the First Quarter of 2010. This DMR provides the results of the activities that occurred for the Santa Susana Site outfalls (Figure 1) for the period of January 1st through March 31st of 2010 as required by National Pollutant Discharge Elimination System (NPDES) Permit No. CA0001309 (NPDES Permit).

This quarterly DMR provides information and data, including summary tables of surface water sample analytical results, rainfall summaries, liquid waste shipment summaries, and surface water sample laboratory analytical reports. This DMR will be made available electronically at:

www.boeing.com/aboutus/environment/santa_susana/programs.html.

Additionally, hard copies of this DMR are available at the following: California State University at Northridge Library; Simi Valley Library; and the Platt Branch, Los Angeles Library.

FIRST QUARTER 2010 DMR CONTENTS AND DISCHARGE SUMMARY

Figure 1 is a site location map indicating the locations of the regulated outfalls at the Santa Susana Site. A summary of the First Quarter 2010 precipitation measured at the Santa Susana Site is presented in Appendix A. All sanitary wastes from the domestic sewage treatment plants (STPs I, II, and



III) were shipped off-site for disposal. Details of all liquid waste shipments including the STP waste are summarized in Appendix B.

As detailed in Appendix A, Boeing observed thirteen daily rain events with greater than 0.1 inches of rainfall in a 24-hour period. These rainfall events occurred on January 17-22, February 5-6, February 9, February 19, February 24, February 27, and March 6, 2010. Field inspections are conducted at the storm-water outfall locations prior to and following each rain event. During the First Quarter 2010, sampling was also performed at specific outfalls where discharge occurred with less than 0.1 inches of rainfall in a 24-hour period in accordance with NPDES Permit requirements. Additionally, a non-storm water discharge was sampled at Outfall 008 on March 25, 2010. The following table provides a summary of the First Quarter 2010 sampling record (Table 1), by outfall/location where flow was observed and samples collected per the requirements of the NPDES Permit.

Table 1. First Quarter 2010 Sampling Record -- Boeing SSFL

Date	Outfall/Location	Samples Collected (i.e. grab, composite)
1/18/2010	Outfall 001 (South Slope below Perimeter Pond)	Grab
	Outfall 002 (South Slope below R-2 Pond)	Grab
	Outfall 006 (FSDF-2)	Grab
	Outfall 008 (Happy Valley)	Grab & Composite
	Outfall 009 (WS-13 Drainage)	Grab
	Outfall 010 (Building 203)	Grab & Composite
	Outfall 018 (R-2 Pond)	Grab
1/19/2010	Outfall 002 (South Slope below R-2 Pond)	Composite
	Outfall 006 (FSDF-2)	Composite
	Outfall 009 (WS-13 Drainage)	Composite
	Outfall 018 (R-2 Pond)	Composite
1/20/2010	Outfall 011 (Perimeter Pond)	Grab
1/21/2010	Outfall 003 (RMHF)	Grab
	Outfall 011 (Perimeter Pond)	Composite
1/22/2010	Outfall 003 (RMHF)	Composite
2/5/2010	Outfall 002 (South Slope below R-2 Pond)	Grab & Composite
	Outfall 008 (Happy Valley)	Composite
	Outfall 009 (WS-13 Drainage)	Grab & Composite
	Outfall 010 (Building 203)	Grab
2/6/2010	Outfall 001 (South Slope below Perimeter Pond)	Grab & Composite
	Outfall 003 (RMHF)	Grab





	Outfall 008 (Happy Valley)	Grab
	Outfall 010 (Building 203)	Composite
	Outfall 011 (Perimeter Pond)	Grab
	Outfall 018 (R-2 Pond)	Grab
2/7/2010	Outfall 003 (RMHF)	Composite
	Outfall 011 (Perimeter Pond)	Composite
	Outfall 018 (R-2 Pond)	Grab
2/11/2010	Arroyo Simi Receiving Water/Sediment	Grab
2/20/2010	Outfall 002 (South Slope below R-2 Pond)	Grab & Composite
	Outfall 009 (WS-13 Drainage)	Grab & Composite
2/27/2010	Outfall 002 (South Slope below R-2 Pond)	Grab
	Outfall 008 (Happy Valley)	Grab
	Outfall 009 (WS-13 Drainage)	Grab
	Outfall 010 (Building 203)	Grab
2/28/2010	Outfall 002 (South Slope below R-2 Pond)	Composite
	Outfall 008 (Happy Valley)	Composite
	Outfall 009 (WS-13 Drainage)	Composite
	Outfall 010 (South Slope below R-2 Pond)	Composite
3/2/2010	Outfall 018 (R-2 Pond)	Grab
3/3/2010	Outfall 018 (R-2 Pond)	Composite
3/6/2010	Outfall 002 (South Slope below R-2 Pond)	Grab
	Outfall 009 (WS-13 Drainage)	Grab
	Outfall 018 (R-2 Pond)	Grab
3/7/2010	Outfall 002 (South Slope below R-2 Pond)	Composite
	Outfall 008 (Happy Valley)	Grab & Composite
	Outfall 009 (WS-13 Drainage)	Composite
	Outfall 018 (R-2 Pond)	Composite
3/8/2010	Outfall 006 (FSDf-2)	Grab & Composite
3/25/2010	Outfall 008 (Happy Valley)	Grab ¹

As noted in the previous quarterly report, autosamplers were installed during the Fourth Quarter 2009. However, due to equipment failures and adverse environmental conditions, grab samples were collected at Outfall 001 on January 18 2010; at Outfall 018 on February 6-7; and of the non-stormwater discharge on March 25, 2010 at Outfall 008. The grab samples were

¹ A grab sample was collected of a discharge that occurred on March 25, 2010 due to a valve failure in the irrigation line installed to maintain plants in the Outfall 008 watershed. Water used for irrigation purposes is purchased water from the Calleguas Municipal Water District.

submitted for analysis for all analytes. Boeing is actively working to get these autosamplers fully operational with reduced risks of system failure during rain events.

Routine auditing and maintenance was conducted at the meteorological station during the First Quarter 2010. These records of precipitation should not be considered as rainfall, as noted with the appropriate qualifier in the rainfall data summary table provided in Appendix A.



Samples collected for compliance purposes were submitted to and analyzed by a California-certified analytical laboratory. Appendices C and D contain summary tables of analytical results for surface water samples collected during the First Quarter 2010. These tables identify the outfall, the constituents evaluated (analytes), the dates of sampling, the analytical result, and data validation qualifiers.

A summary table of NPDES Permit limit exceedances and/or benchmark limits based on the surface water analytical data is provided in Appendix E. In addition, the results of a reasonable potential analysis (RPA) utilizing updated monitoring data are provided in Appendix F. Appendix G contains copies of the laboratory analytical reports, chains of custody, and data validation reports. Quarterly Summary Notes are a compilation of notes, abbreviations, and data validation codes that are used in the analytical data summary tables and are included as a supplement in Appendices C, D, E and F.

FIRST QUARTER 2010 SITE-WIDE/BMP ACTIVITIES

Boeing continued to implement the site-wide Storm Water Pollution Prevention Plan (SWPPP) throughout the First Quarter 2010. Specifically, Boeing:

- Conducted site-wide inspections to identify sources of pollutants associated with current activities that may affect the quality of storm water;
- Removed structural features, concrete foundations, metal, and other debris removals; and
- Implemented individual construction SWPPPs for these projects as required.

Boeing will continue to plant native vegetation and implement ISRA related activities at Outfalls 008 and 009, and perform Northern Drainage cleanup activities and BMP upgrades. These activities are discussed more fully below, and are summarized in Table 2.



Site- Wide Planting of Native Vegetation

In accordance with Expert Panel recommendations, Boeing planted new vegetation across the Santa Susana Site. Plantings included 1,167 plants in the Outfall 018 watershed, 880 plants in the Outfall 001 watershed, 368 plants in the Outfall 002 watershed, 163 plants within recent culvert maintenance areas, and 168 plants within the Northern Drainage cleanup area. The native plants recommended and planted consisted of Mulefat, Elderberry, Creeping Wild Rye, Mugwort and Coyote Brush. Boeing will continue native plant restoration during the dry season where soil erosion may occur.

ISRA (Interim Source Removal Action) Related Activities

Pursuant to the December 3, 2008 Section 13304 Order issued by the Los Angeles Regional Water Quality Control Board (Regional Board), Boeing has aggressively undertaken source removal and related activities in the Outfall 008 and 009 watersheds to address constituents that have historically exceeded NPDES Permit limits.

During the Fourth Quarter 2009, Boeing completed source removal and related activities at 10 areas within the Outfall 008 watershed and 2 areas within the Outfall 009 watershed.² Specifically, Boeing:

- excavated approximately 5,200 cubic yards of soil;
- collected approximately 130 confirmation samples,
- restored the completed ISRA areas.

Restoration consisted of backfilling and grading the excavation areas, installing rock crib and straw fiber rolls, and hydroseeding and planting within the Outfall 008 watershed to stabilize sediment. All of these activities were among the recommendations from the Surface Water Expert Panel.

During the First Quarter 2010, Boeing:

- submitted a report summarizing the ISRA activities Boeing undertook in 2009.
- performed data gap and source delineation soil sampling to identify ISRA areas within the Outfall 009 watershed;
- maintained and monitored site conditions at the ISRA areas, including BMPs per the SWPPP.
- conducted performance monitoring inspections and sampling at 2009 ISRA areas and select culverts, per the ISRA Performance Monitoring Plan installed containerized plants near ISRA area HVS-2 per the Surface Water Expert Panel recommendations.

² Work in the Outfall 09 watershed was performed on behalf of the National Aeronautics and Space Administration (NASA) on federal property administered by NASA.

- together with NASA, continued efforts to move forward with the excavation and disposal of soils from ISRA areas ELV-1C and ELV-1D, located on federal property administered by NASA in the Outfall 009 watershed. On April 15, 2010, at the Regional Board's request, Boeing and NASA voluntarily agreed to postpone the ELV excavation in light of "[i]ssues raised by interested parties." The excavation remains pending³.



Boeing submitted the 2010 ISRA Work Plan Addendum to the Regional Board on April 30, 2010 for review and approval. The work plan provided a summary of the 2009 and 2010 ISRA data gap investigation results, and identified the remaining ISRA Preliminary Evaluation Areas (PEAs) that Boeing will implement in 2010 and 2011.

Boeing continues to submit monthly and quarterly progress reports to Regional Board Staff on the progress of the ISRA activities, including permit status. ISRA related documents can be found electronically at:

http://www.boeing.com/aboutus/environment/santa_susana/isra.html

Northern Drainage

Boeing has actively worked to restore the Northern Drainage following the clean-up activities performed under the Department of Toxic Substances Control (DTSC) oversight in the First Quarter 2010. Specifically, Boeing:

- installed plants along the banks to stabilize sediment, per the recommendations from the Surface Water Expert Panel and as noted above; and
- maintained, replaced, and/or implemented sediment and erosion control BMPs (consisting of fiber rolls, straw bales, silt fencing and plastic sheeting placed over exposed soils areas) to minimize the potential for sediment transport and soil erosion along the drainage during the First Quarter 2010.

Boeing is scheduled to resume Phase III clay target removal in the Northern Drainage during the Second Quarter 2010. Boeing will complete this removal primarily with hand tools and without major heavy equipment, so as to limit impacts to vegetation and to limit further sediment erosion.

Outfalls 011 and 018 Treatment Systems

Boeing installed two temporary storm water treatment systems (TSTs) at Outfalls 011 and 018 in the First Quarter 2010. The TSTs have capacities of 690 gallons per minute (gpm) at Outfall 011 and 1,035 gpm at Outfall 018.

³ http://www.boeing.com/aboutus/environment/santa_susana/isra.html

The TSTs are expected to significantly reduce the concentrations of constituents of concern (COCs) regulated by Boeing's NPDES permit.

Outfall 011 TSTS



The Outfall 011 TSTS, located adjacent to R-1 Pond, consists of screen filters, an equalization tank, two banks of sand filters (containing sand of increasingly smaller particle size), bag filters, and GAC media filters. Stormwater is pumped from the Perimeter Pond to the R-1 Pond for treatment. Potassium permanganate (KMnO_4) solution is injected into the influent water to oxidize dissolved iron and manganese, which turns them into particles that can be later removed by the downstream processes within the TSTS. Treated effluent water from the GAC skid is discharged directly to Outfall 011. Construction began for the Outfall 011 TSTS in November 2009 and was finalized in the First Quarter 2010. Based upon the results of the two TSTSs, Boeing will implement a chemical treatment process as discussed and implemented for the Outfall 018 TSTS at Outfall 011 during the upcoming dry season.

Outfall 018 TSTS

The Outfall 018 TSTS is a more complex system consisting of both a clean water treatment system and a solids handling and disposal system. During 2009, the TSTS was re-located from R-2 pond to next to Silvernale Pond. Silvernale has a larger storage volume and provided: (i) enhanced storage capacity and reduces the possibility of overflows; and (ii) allows some degree of suspended solids settling to reduce turbidity peaks during rain events, as observed in R-2 pond last year. Consequently, water from R-2 Pond is pumped uphill to Silvernale Pond for treatment at the Outfall 018 TSTS. Chemicals utilized in this TSTS include KMnO_4 , aluminum sulfate (alum) and polymer, caustic which are injected into the water at different stages to enhance treatment. KMnO_4 oxidizes iron and manganese and will promote precipitation out of solution, while alum and polymer stimulate coagulation and flocculation of organics and fine sediments with co-precipitation of other metals and constituents. The clean water treatment system is comprised of screen filters, equalization tanks, contact tanks with weir and lamella plates, two banks of sand filters, bag filters, and GAC media filters. The solids present in the influent water, together with those resulting from the addition of alum and polymer produce sludge that is removed by settling in the contact tanks with lamellae plates. The fraction of solids that remain in suspension is removed by filtration through two stages of sand filters followed by bag filters with 0.5 μm bags. The finished effluent is finally polished through a bank of GAC media filters and clean water is discharged at Outfall 018 at approximately 1,000 gpm. .



The solids handling and disposal system is designed to remove all the solids produced by the clean water treatment system. These solids are collected in a solids holding tanks, which receives sludge from the contact tanks and backwash water from the sand filters, which contains particulates retained by the sand filtration stages. Settled solids from the solids holding tank are pumped to a centrifuge, while the supernatant is routed back to the front end of the clean water treatment system being treated. Finally, the dewatered solids from the centrifuge are collected in roll-off bins and transported offsite for disposal, while the centrate (liquid fraction) is routed back to the front end of the clean water treatment system. Boeing began construction of the Outfall 018 TSTS in November 2009 and completed it in the First Quarter of 2010.

The Outfall 018 TSTS already is showing improved compliance results. Boeing operated the Outfall 018 TSTS during all discharges that occurred at Outfall 018 during the First Quarter 2010. Boeing tested the TSTS and adjusted it early in the quarter by recirculating water between the TSTS and Silvernale Pond. The first discharge from the TSTS to Outfall 018 was on January 18, 2010. However, only limited chemicals were being added to the system at that point, which explains the exceedances in iron and manganese. Adjusted chemical addition processes greatly improved Fe removal, which was maintained below the applicable permit limit for the rest of the season.

Manganese removal below the permit limit of 50 µg/L remained the most challenging part of the TSTS operation. This process consisted of (i) the addition of sufficient KMnO₄ to oxidize dissolved manganese and bring it out of solution, (ii) the pH must be above 8.0 to increase the kinetics of the oxidation of manganese, and (iii) additional manganese removal by a coating of manganese oxides formed on the sand beds (which acts in the same way of an ion exchange system for manganese). Additionally, meeting this manganese permit limit required all processes to occur concurrently. At the time of the second reported exceedance on February 6–7, 2010 (manganese only), KMnO₄ addition was calibrated to produce the desired manganese oxidation, but the formation of the manganese oxides in the sand media was not complete. Further measurements of total manganese in the TSTS effluent demonstrate that the limit was met when the latter process was complete. The results of this storm season are being used to better define the treatment systems that will be in place at Outfalls 011 and 018.

The following is a summary of the specific BMP activities by outfall location that were conducted during the first quarter.

Table 2: Boeing's BMP Activities during the First Quarter 2010

OUTFALL	BMP ACTIVITIES DURING FIRST QUARTER 2010
001 (South Slope below Perimeter)	Inspected erosion control BMPs, performed maintenance on the flume and conducted



OUTFALL	BMP ACTIVITIES DURING FIRST QUARTER 2010
Pond)	housekeeping activities at the sample location. Began planting outfall vegetation. Performed maintenance on outfall access road. Performed weed abatement.
002 (South Slope below R-2 Pond)	Inspected erosion control BMPs, performed maintenance on the flume and conducted housekeeping activities at the sample location. Completed planting outfall vegetation. Performed maintenance on outfall access road. Performed weed abatement.
003 (RMHF)	Conducted structural BMP and storm water filter system inspections. Performed maintenance on flume and conducted housekeeping activities at the sample location. Added conveyance pump and containment downstream of the existing main retention. Performed maintenance on outfall access road. Performed weed abatement.
004 (SRE)	Conducted structural BMP and storm water filter system inspections. Performed maintenance on flume and conducted housekeeping activities at the sample location. Added storage capacity to existing BMP berm upstream of outfall and transfer pumps to convey the water into a storage tank. Reset storm water storage tank. Performed weed abatement.
005 (FSDF-1)	Installed temporary treatment system for Outfalls 005/007. Added additional storage tanks to increase storage capacity. Conducted sedimentation basin and storm water filter system inspections. Conducted housekeeping activities at the sample location. Performed weed abatement.
006 (FSDF-2)	Conducted structural BMP and storm water filter system inspections. Performed maintenance on flume and conducted housekeeping activities at the sample location. Added a transfer pump upstream of the flume. Performed weed abatement/vegetation removal. Replaced/maintained plastic.
007 (Building 100)	Installed temporary treatment system for Outfalls 005/007. Added additional storage tanks to increase storage capacity. Conducted BMP, sedimentation basin and storm water filter system inspections. Conducted housekeeping activities at the outfall and sample location. Performed weed



OUTFALL	BMP ACTIVITIES DURING FIRST QUARTER 2010
	abatement.
008 (Happy Valley)	Inspected erosion control BMPs, performed maintenance on the flume and conducted housekeeping activities at the sample location. Added rip-rap to existing BMPs. Conducted ISRA work, including restoration and erosion control activities, such as, planting native plants for erosion control. Performed maintenance on outfall access road. Performed weed abatement.
009 (WS-13 Drainage)	Inspected erosion control BMPs, performed maintenance on the flume and conducted housekeeping activities at the sample location. Conducted ISRA work, including restoration and erosion control activities. Performed weed abatement.
010 (Building 203)	Conducted structural BMP and sedimentation/filtration basin inspections. Added wattles upstream of BMP. Performed weed abatement.
011 (Perimeter Pond)	Conducted BMP and drainage system inspections. Performed maintenance and conducted housekeeping at the sample location. Completed installation of electricity and temporary storm water treatment equipment, pumps, and pipelines. Replaced/maintained fabric in filter bed. Installed erosion control measures. Performed maintenance on outfall access road. Performed weed abatement/vegetation removal.
012 (ALFA Test Stand)	Conducted inspection of structural BMPs. Performed maintenance and conducted housekeeping activities at the sample location. Added conveyance pump and retention tanks. Performed maintenance on outfall access road. Performed weed abatement.
013 (BRAVO Test Stand)	Conducted inspection of structural BMPs. Performed maintenance and conducted housekeeping activities at the sample location. Added pump and retention tanks. Performed maintenance on outfall access road. Performed weed abatement.
014 (APTF Test Stand)	Conducted inspection of structural BMPs. Performed maintenance and conducted housekeeping activities at the sample location.



OUTFALL	BMP ACTIVITIES DURING FIRST QUARTER 2010
	Added retention tanks. Performed maintenance on outfall access road. Performed weed abatement.
018 (R-2 Spillway)	Conducted structural BMP inspections. Performed housekeeping activities at the sample location. Completed installation of electricity and temporary storm water treatment equipment, pumps, and pipelines. Performed weed abatement.
019 (GETS)	Groundwater Extraction Treatment System (GETS) under construction. Treated ground water hauled off-site, no discharges.

SUMMARY OF NONCOMPLIANCE

The following summary of noncompliance results for First Quarter 2010 monitoring results is organized by outfall location. As indicated in the Permit, only the exceedances of a permit limit or benchmark limits are discussed in this DMR. Those constituents that are detected but do not have a permit limit or benchmark limit are not included. No constituents were detected in the receiving water sample at concentrations greater than the receiving water limits for the Arroyo Simi.

Outfall 001

The following is a summary of exceedances of benchmark limits at Outfall 001 (South Slope below Perimeter Pond). The benchmark limit exceedances are further detailed in Appendix E.

Dioxins and Furans: TCDD Toxic Equivalent Quotient (TEQ)

TCDD TEQ in storm water samples from Outfall 001 exceeded the TCDD TEQ daily benchmark limit on January 18, 2010. The measured concentration for the sample collected on this date was 1.3×10^{-6} µg/L. This value exceeds the benchmark limit daily maximum of 2.8×10^{-8} µg/L.

Additionally, TCDD TEQ concentration exceeded the monthly average benchmark limit maximum concentration at Outfall 001 in January and February, 2010. These monthly average exceedances are based on the samples collected on January 18 and February 6, 2010. Therefore, the monthly average concentration is the same as that single sample concentration collected in each respective month.⁴ The monthly average TCDD TEQ for Outfall 001 in January, 2010 is 1.3×10^{-6} µg/L. This value is in

⁴ It remains Boeing's position that it is not appropriate to calculate the monthly average concentration based on a single sample taken, and that the requirement to calculate a monthly average concentration for comparison with a monthly average limit should only apply when there has been more than one sample collected during the month.

excess of the monthly average benchmark limit of 1.4×10^{-8} $\mu\text{g/L}$. The monthly average TCDD TEQ for Outfall 001 in February, 2010 is 2.8×10^{-8} $\mu\text{g/L}$. This value is also in excess of the monthly average benchmark limit of 1.40×10^{-8} $\mu\text{g/L}$.

TCDD congeners have been frequently detected in DTSC-approved, non-impacted background soils at the SSFL (MWH, 2005). In some areas, operations onsite have utilized combustion processes. However, when investigating these potentially impacted areas, the TCDD TEQ values in soils have been found either to be equivalent to background levels or, if elevated, they have been shown to decrease in relatively short distances to near background levels down slope or down drainage from the suspected source area.

The presence of TCDD in both background soils and fire-related materials is well documented in the scientific literature (USEPA, 2000) and substantiated by previously-completed on- and offsite studies (MWH, 2005), and presented in the Flow Science Background Report (Flow Science, 2006). These reports suggest that the levels of TCDD TEQ measured in surface water at the SSFL could originate primarily from wildfire combustion processes, regional and atmospheric deposition, and other naturally occurring sources over which Boeing has no reasonable control.

A recent study completed by the Stormwater Expert Panel, *SSFL Stormwater Dioxin Background Report*⁵, underscores the significant role of background dioxins in stormwater discharges from Outfalls 001, 002, 008, and 009 at the Santa Susana Site. Among other things, the Expert Panel explains that dioxins are ubiquitous in the environment and come from wildfires and atmospheric deposition from widespread offsite emissions. As a result, "natural background soils are a significant source of dioxins in stormwater" at Santa Susana.

The Regional Board Staff has recognized that many chemical constituents "are naturally occurring in the environment" and that in many cases "these constituents may be naturally elevated above the [applicable] water quality objective," thereby resulting in exceedances of applicable effluent limits. For this reason, Staff has recommended that the Regional Board "consider developing" implementation provisions for water quality standards to account for background conditions⁶. Continued monitoring of surface

⁵ Available at http://www.boeing.com/aboutus/environment/santa_susana/tech_reports.html

⁶ See Revised Staff Report for 2008-2010 Triennial Review (Mar. 18, 2010) at 30 available at http://www.swrcb.ca.gov/rwacb4/water_issues/programs/basin_plan/BasinPlanTriennialReview/Addl_Documents2010_03_18/Revised%20Staff%20Report.pdf; see also Response to Comments on the Draft Triennial Review Staff Report and Tentative Resolution at 3-5 (Mar. 18, 2010) available at http://www.swrcb.ca.gov/rwacb4/water_issues/programs/basin_plan/BasinPlanTriennialReview/Addl_Documents2010_03_18/Response%20to%20Comments%20on%20the%20Tentative%20Resolution%20and%20Staff%20Report.pdf.



water will provide a more thorough dataset with which to further evaluate the occurrence and likely sources of TCDD.

Whatever the source of the exceedance, Boeing is committed to fulfilling the requirements of the NPDES permit and therefore continues to take actions to reduce discharges of regulated constituents, including TCDD. Those actions are described in Table 2. In the coming summer months, Boeing will upgrade the current BMPs at Outfall 001. Besides maintaining the current BMP materials (fiber rolls, hay bales, etc.), Boeing will map additional areas of poor vegetation and bare soil within the watershed. Boeing will also install hydroseed and/or additional fiber rolls and haybales to control sediment runoff in accessible areas. Hydroseed is a hydromulch that incorporates a native seed mixture. Hydromulch is a semi-liquid organic binder blended with hydromulch paper or wood fiber/pulp that is dispersed onto and adheres to the ground surface and soil surface to protect from further soil erosion, and to aid in minimizing sediment transport.

Metals

Iron, lead, and manganese were detected in excess of their respective benchmark daily limits at Outfall 001 in the sample that was collected on January 18, 2010, as indicated in Appendix E. Iron was detected at 23 mg/L for the sample collected on January 18, 2010. This is in excess of the benchmark daily limit for iron, 0.3 mg/L. Lead exceeded its benchmark limit daily maximum of 5.2 µg/L, on January 18, 2010. The reported concentration for lead in this sample is 13 µg/L. Finally, manganese was found in the same sample, collected January 18, 2010, at a concentration of 400 µg/L. This value exceeds the benchmark limit daily maximum concentration of 50 µg/L.

Concentrations of copper, lead, and zinc also exceeded their monthly average benchmark limit maximum in the sample collected on January 18, 2010. Since the sample collected on January 18, 2010 was the only sample collected at Outfall 001 during the month of January 2010, the monthly average concentration for each constituent is the same as that single sample concentration on the date indicated. The monthly average result for copper is 12 µg/L, exceeding the monthly average benchmark limit of 7.1 µg/L. The monthly average for lead is 13 µg/L, in excess of the monthly average benchmark limit of 2.6 µg/L. The monthly average result for zinc is 76 µg/L, which exceeds the monthly average benchmark limit of 54 µg/L.

Copper, iron, lead, and manganese were detected in excess of their respective benchmark limit daily maximum at Outfall 001 in the sample that was collected on February 6, 2010, as indicated in Appendix E. Copper was detected at 14.3 µg/L in the sample was collected on February 6, 2010. This is in excess of the benchmark limit daily maximum for copper of 14 µg/L. Iron was detected at 9.7 mg/L in the same sample. This is in excess of the



benchmark limit daily maximum for iron of 0.3 mg/L. Lead was also detected at 6.4 µg/L in this sample. This is in excess of the benchmark limit daily maximum for lead, 5.2 µg/L. Finally, manganese was detected at a concentration of 150 µg/L. This value exceeds the benchmark limit daily maximum of 50 µg/L.

Concentrations of chromium, copper, and lead also exceeded their monthly average benchmark limits in the sample collected on February 6, 2010. Since the sample collected on February 6, 2010 was the only sample collected at Outfall 001 during the month of February 2010, the monthly average concentration for each constituent is the same as that single sample concentration on the date indicated. The monthly average result for chromium is 11 µg/L, which exceeds the monthly average benchmark limit maximum of 8.1 µg/L. The monthly average result for copper is 14.3 µg/L, exceeding the monthly benchmark limit maximum of 7.1 µg/L. The monthly average for lead is 6.4 µg/L, in excess of the monthly benchmark limit maximum of 2.6 µg/L.

Boeing believes the metals concentrations in storm water runoff from the SSFL are associated with TSS consisting of native sediments, soils, and ash. TSS and metals loading will vary based on rainfall intensity, duration, and erosion characteristics. Boeing believes that the non-compliant lead concentration is predominantly due to the erosion of native soils and ash, and its subsequent migration into storm water. Storm water flow and erosion have been intensified by post-wildfire site conditions.

The Regional Board Staff has recognized that many chemical constituents "are naturally occurring in the environment" and that in many cases "these constituents may be naturally elevated above the [applicable] water quality objective," thereby resulting in exceedances of applicable effluent limits. For this reason, Staff has recommended that the Regional Board "consider developing" implementation provisions for water quality standards to account for background conditions

Moreover, the Stormwater Expert Panel recently completed a study, *SSFL Metals Background Report: Sources of Metals in SSFL Watersheds*⁷, in which the Expert Panel explained that heavy metals in stormwater discharges from Outfalls 001, 002, 008, and 009 originate from various sources, including natural soil components, rainfall, and dry atmospheric deposition from local and regional sources. The Panel also explained that data show that wet weather metals concentrations in creeks in regional natural watersheds are generally one order of magnitude lower than concentrations in regional developed watersheds, and that Santa Susana "outfall metal concentrations were comparable to the concentrations at these undeveloped watersheds."

⁷ available at http://www.boeing.com/aboutus/environment/santa_susana/tech_reports.html



Continued monitoring of surface water will provide a more thorough dataset with which to further evaluate the occurrence and likely sources of metals.

As noted previously, BMPs upstream of Outfall 001 are designed to assist in controlling sediment transport into the surface water, and include planting along the banks for stabilization of sediments per the Expert Panel recommendation. Boeing will continue to evaluate all data and improve BMPs, as appropriate.



Whatever the source of the exceedance, Boeing is committed to fulfilling the requirements of its NPDES permit and therefore continues to take aggressive action to reduce discharges of regulated constituents. Those actions are described in Table 2. Boeing will take additional action in coming summer months to upgrade its current BMP activities at Outfall 001. Besides maintaining the current BMP materials (fiber rolls, hay bales, etc.), Boeing will map additional areas within the watershed of poor vegetation and bare soil. Hydroseed and/or additional fiber rolls and haybales will be implemented to control sediment runoff in accessible areas.

Outfall 002

The following is a summary of benchmark limit exceedances at Outfall 002 (South Slope Below R-2 Pond). The benchmark limit exceedances are further detailed in Appendix E.

Dioxins and Furans: TCDD Toxic Equivalent Quotient (TEQ)

TCDD concentrations in storm water samples from Outfall 002 exceeded the benchmark limit daily maximum of 2.8×10^{-8} $\mu\text{g/L}$ on January 18 – 19, 2010, as indicated in Appendix E. The reported concentration of TCDD TEQ for the sample collected on January 18 – 19, 2010 is 6.4×10^{-7} $\mu\text{g/L}$.

TCDD concentrations in storm water samples from Outfall 002 exceeded the benchmark limit daily maximum of 2.8×10^{-8} $\mu\text{g/L}$ on February 27 - 28, 2010, as indicated in Appendix E. The reported concentration of TCDD TEQ for the sample collected on February 27 -28, 2010 is 6.8×10^{-7} $\mu\text{g/L}$.

TCDD congeners have been frequently detected in DTSC-approved, non-impacted background soils at the SSFL (MWH, 2005). In some areas, operations onsite have utilized combustion processes. However, when investigating these potentially impacted areas, the TCDD TEQ values in soils have been found either to be equivalent to background levels or, if elevated, they have been shown to decrease in relatively short distances to near background levels down slope or down drainage from the suspected source area.

As discussed for Outfall 001 substantial evidence, including a recent report from the Stormwater Expert Panel, shows that background conditions are

significant contributors of regulated constituents, including TCDD at Outfall 002. Regional Board Staff have recognized the likely presence of naturally-occurring elevated concentrations of regulated constituents and their importance in evaluating compliance with applicable standards and limits. Continued monitoring of surface water will provide a more thorough dataset with which to further evaluate the occurrence and likely sources of TCDD.



Whatever the source of the exceedance, Boeing is committed to fulfilling the requirements of its NPDES permit and therefore continues to take aggressive action to reduce discharges of regulated constituents. Those actions are described in Table 2. Boeing will take additional actions in the coming summer months to upgrade its current BMP activities at Outfall 002. Besides maintaining the current BMP materials (fiber rolls, hay bales, etc.), Boeing will map additional areas within the watershed of poor vegetation and bare soil. Boeing will also install hydroseed and/or additional fiber rolls and haybales to control sediment runoff in accessible locations.

Metals

Iron and manganese were detected in excess of their respective benchmark limit daily maximum at Outfall 002 during the First Quarter 2010. Iron was detected at 2.0 mg/L in the sample collected on January 18 – 19, 2010. This is in excess of the benchmark limit daily maximum for iron of 0.3 mg/L. Manganese was found in the same sample, at a concentration of 86 µg/L. This value exceeds the benchmark daily maximum concentration of 50 µg/L.

Iron and manganese were detected in excess of their respective benchmark limit daily maximum at Outfall 002 during February 2010. Iron was detected at 0.61 mg/L in the sample collected on February 5, 2010. This is in excess of the benchmark daily limit for iron, 0.3 mg/L. In addition, iron was detected at 7.4 mg/L in the sample collected on February 27 - 28, 2010. This is in excess of the benchmark limit daily maximum for iron of 0.3 mg/L. Manganese was also found in the sample collected February 27 - 28, 2010, at a concentration of 130 µg/L. This value exceeds the benchmark daily maximum concentration of 50 µg/L.

As discussed for Outfall 001, Boeing believes the metals concentrations in storm water runoff from the SSFL are associated with TSS consisting of native sediments and soils, and that TSS and metals loading will vary based on rainfall intensity, duration, and erosion characteristics. Indeed, there is substantial evidence, including a recent report from the Stormwater Expert Panel, showing that background conditions are significant contributors of regulated constituents, including metals at Outfall 002. Regional Board Staff have recognized the likely presence of naturally-occurring elevated concentrations of regulated constituents and their importance in evaluating compliance with applicable standards and limits. Continued monitoring of

surface water will provide a more thorough dataset with which to further evaluate the occurrence and likely sources of metals.

Whatever the source of the exceedance, Boeing is committed to fulfilling the requirements of its NPDES permit and therefore continues to take aggressive action to reduce discharges of regulated constituents.

As noted previously, BMPs upstream of Outfall 002 are designed to assist in controlling sediment transport into the surface water, including planting and along the banks for stabilization of sediments per the Expert Panel recommendation. Boeing will continue to evaluate all data and improve BMPs, as appropriate.

Boeing will take additional action in coming dry season to upgrade its current BMPs at Outfall 002. Besides maintaining the current BMP materials (fiber rolls, hay bales, etc.), Boeing will map additional areas within the watershed of poor vegetation and bare soil. Boeing will also install hydroseed and/or additional fiber rolls and haybales to control sediment runoff in accessible locations.

Outfall 006

The following is a summary of exceedances of permit limits at Outfall 006 (FSDF-2). The permit limit exceedances are further detailed in Appendix E.

Dioxins and Furans: TCDD Toxic Equivalent Quotient (TEQ)

TCDD concentrations in storm water samples from Outfall 006 exceeded the permit limit daily maximum of 2.8×10^{-8} $\mu\text{g/L}$ on January 18 – 19, 2010, as indicated in Appendix E. The reported concentration of TCDD TEQ for the sample collected on January 18 – 19, 2010 is 1.7×10^{-6} $\mu\text{g/L}$.

TCDD congeners have been frequently detected in DTSC-approved, non-impacted background soils at the SSFL (MWH, 2005). In some areas, operations onsite have utilized combustion processes. However, when investigating these potentially impacted areas, the TCDD TEQ values in soils have been found either to be equivalent to background levels or, if elevated, they have been shown to decrease in relatively short distances to near background levels down slope or down drainage from the suspected source area.

As discussed above, scientific evidence shows that background conditions are significant contributors of regulated constituents, including TCDD. Regional Board Staff have recognized the likely presence of naturally-occurring elevated concentrations of regulated constituents and their importance in evaluating compliance with applicable standards and limits. Continued monitoring of surface water will provide a more thorough dataset with which to further evaluate the occurrence and likely sources of TCDD.



Whatever the source of the exceedance, Boeing is committed to fulfilling the requirements of the NPDES permit and therefore continues to take actions to reduce discharges of regulated constituents. Those actions are described in Table 2. Boeing will take additional action in the coming summer months to upgrade its current BMP activities at Outfall 006. Media will be replaced per the Expert Panel recommendations and Boeing will add additional retention capacity.



Outfall 008

The following is a summary of exceedances of benchmark limits at Outfall 008 (Happy Valley). Benchmark limit exceedances are further detailed in Appendix E. There have been five sampling events since Boeing completed ISRA soil removal activities late last year. The initial sampling events indicated benchmark exceedances of dioxin, lead, and gross alpha. The results also indicated above-normal concentrations of total suspended solids ("TSS") resulting from the soil disturbance activities. Boeing believes that the increased TSS concentration resulting from the soil disturbance activities were temporary in nature and that the extensive vegetation that has been planted in the watershed at the direction of the Stormwater Expert Panel will reduce sediment transport.

Dioxins and Furans: TCDD Toxic Equivalent Quotient (TEQ)

TCDD concentrations in storm water samples from Outfall 008 exceeded the benchmark limit daily maximum of 2.8×10^{-8} $\mu\text{g/L}$ on January 18, 2010, as indicated in Appendix E. The reported concentration of TCDD TEQ for the sample collected on January 18, 2010 is 2.4×10^{-6} $\mu\text{g/L}$.

TCDD congeners have been frequently detected in DTSC-approved, non-impacted background soils at the SSFL (MWH, 2005). In some areas, operations onsite have utilized combustion processes. However, when investigating these potentially impacted areas, the TCDD TEQ values in soils have been found either to be equivalent to background levels or, if elevated, they have been shown to decrease in relatively short distances to near background levels down slope or down drainage from the suspected source area.

As discussed above, substantial evidence, including a recent report from the Stormwater Expert Panel, shows that background conditions are significant contributors of regulated constituents, including TCDD at Outfall 008. Regional Board Staff have recognized the likely presence of naturally-occurring elevated concentrations of regulated constituents and their importance in evaluating compliance with applicable standards and limits. Continued monitoring of surface water will provide a more thorough dataset with which to further evaluate the occurrence and likely sources of TCDD.

Whatever the source of the exceedance, Boeing is committed to fulfilling the requirements of its NPDES permit and therefore continues to take actions to reduce discharges of regulated constituents. Those actions are described in Table 2. Boeing will take additional action in coming summer months to upgrade its current BMP activities at Outfall 008, including installing hydroseed and/or additional fiber rolls and haybales to control sediment runoff in accessible locations.



Metals

Lead was detected at Outfall 008 on January 18, 2010 at concentrations above its benchmark limit as indicated in Appendix E. On January 18, 2010, a lead concentration of 7.9 µg/L was recorded, which is in excess of the 5.2 µg/L benchmark limit daily maximum.

Lead was detected at Outfall 008 during February 2010 at concentrations above its benchmark limit daily maximum as indicated in Appendix E. On February 5 - 6, 2010, a lead concentration of 10.0 µg/L was recorded, which is in excess of the 5.2 µg/L benchmark limit daily maximum. On February 27 - 28, 2010, a lead concentration of 7.0 µg/L was recorded, which is in excess of the 5.2 µg/L benchmark limit daily maximum.

As discussed above, Boeing believes the metals concentrations in storm water runoff from the SSFL are associated with TSS consisting of native sediments and soils, and that TSS and metals loading will vary based on rainfall intensity, duration, and erosion characteristics. Indeed, there is substantial evidence, including a recent report from the Stormwater Expert Panel, showing that background conditions are significant contributors of regulated constituents, including metals at Outfall 008. Regional Board Staff have recognized the likely presence of naturally-occurring elevated concentrations of regulated constituents and their importance in evaluating compliance with applicable standards and limits. Continued monitoring of surface water will provide a more thorough dataset with which to further evaluate the occurrence and likely sources of metals.

Gross Alpha

Gross alpha exceeded the benchmark limit of 15 pCi/L in a sample from Outfall 008 collected on January 18, 2010 at 25.8±5.5 pCi/L. Additionally, gross alpha exceeded the benchmark limits in a sample collected on February 5-6, 2010, at 20.5±4.0 pCi/L.

As indicated in the Permit, compliance with the effluent limits is based on an annual average of the sample results for each outfall. Therefore, these exceedances are identified as a potential concern for the individual benchmark limit. Compliance will be determined based on an average of all samples collected throughout the calendar year at Outfall 008. Compliance will be determined in the annual report to be submitted.

Boeing requested further analysis of the original samples taken January 18 and February 5, 2010 to confirm the exceedances and evaluate their potential sources. Specifically, Boeing requested that the original sample be filtered to determine the interference the sediment loading had on the gross alpha results. As presented in the table below, the re-analysis confirmed the original exceedances. Furthermore, gross alpha results appear to be in the suspended portion of the samples and minimally from the water.



Boeing believes the gross alpha concentrations in storm water runoff from the SSFL are associated with TSS consisting of native sediments and soils. TSS and gross alpha loading will vary based on rainfall intensity, duration, and erosion characteristics. Additional analysis of the samples described above indicates that the individual isotopes detected in the sediment are consistent with naturally occurring isotopes and not a significant contributing factor to the exceedances. As discussed above, Regional Board Staff have recognized that many chemical constituents "are naturally occurring in the environment" and that in many cases "these constituents may be naturally elevated above the [applicable] water quality objective," thereby resulting in exceedances of applicable effluent limits.

Table 3. Summary of Outfall 008 Additional Gross Alpha Analysis Conducted.

Sample Date	Result Type	Analyte	Activity (pCi/L)	Error (+/- pCi/L)	Qualifier
.1/18/2010	Original	Gross Alpha	25.8	5.5	
.1/18/2010	Re-Analysis	Gross Alpha	32.6	8.1	
.1/18/2010	Original	Dissolved Gross Alpha	2.2	1.0	
.1/18/2010	Original	Suspended Gross Alpha	43	13	
.1/18/2010	Original	Plutonium-238	0.0643	0.028	U
.1/18/2010	Original	Plutonium-239/240	0.0509	0.040	U
.1/18/2010	Original	Americium-241	0.0425	0.023	U
.1/18/2010	Original	Thoirium-228	19.3	3.0	
.1/18/2010	Original	Thorium-230	12.5	2.0	
.1/18/2010	Original	Thorium-232	16.5	2.6	
.1/18/2010	Original	Uranium-233/234	7.6	1.2	
.1/18/2010	Original	Uranium-235-236	0.415	0.110	
.1/18/2010	Original	Uranium-238	9.0	1.4	
2/5/2010	Original	Gross Alpha	20.5	4.0	
2/5/2010	Re-Analysis	Gross Alpha	16.8	3.6	
2/5/2010	Original	Dissolved Gross Alpha	8.6	2.9	
2/5/2010	Original	Suspended Gross Alpha	4.0	1.0	
2/5/2010	Original	Plutonium-238	0.0502	0.0190	U
2/5/2010	Original	Plutonium-239/240	0.0501	0.0270	U
2/5/2010	Original	Americium-241	0.0512	0.0190	U

2/5/2010	Original	Thoirium-228	8.25	1.30	
2/5/2010	Original	Thorium-230	6.03	0.97	
2/5/2010	Original	Thorium-232	7.08	1.10	
2/5/2010	Original	Uranium-233/234	2.81	0.47	
2/5/2010	Original	Uranium-235-236	0.123	0.049	
2/5/2010	Original	Uranium-238	3.88	0.63	

U = non defect



Whatever the source of the exceedance, Boeing is committed to fulfilling the requirements of its NPDES permit and therefore continues to take aggressive action to reduce discharges of regulated constituents. Those actions taken in the First Quarter 2010 are further described in the sections of this DMR addressing ISRA activities.

Outfall 009

The following is a summary of the exceedances of benchmark limits at Outfall 009 (WS-13 Drainage). Benchmark limit exceedances are further detailed in Appendix E.

Results of the sampling events indicate that while there are COCs that continue to exceed benchmarks, the two that have exceeded benchmarks (TCDD and lead) are the same ones that are targeted for removal under the ISRA workplan. This is further evidence that the ISRA workplan has been accurately tailored to reflect the nature of this watershed.

Dioxins and Furans: TCDD Toxic Equivalent Quotient (TEQ)

TCDD concentrations in storm water samples collected on January 18 – 19, 2010, from Outfall 009 exceeded the benchmark limit daily maximum of 2.8×10^{-8} µg/L as indicated in Appendix E. The reported concentration of TCDD Toxic Equivalent Quotient (TEQ) for the sample collected on January 18 – 19, 2010, was 3.4×10^{-6} µg/L.

TCDD concentrations in storm water samples collected on February 5, 2010 from Outfall 009 exceeded the benchmark limit daily maximum of 2.80×10^{-8} µg/L as indicated in Appendix E. The reported concentration of TCDD Toxic Equivalent Quotient (TEQ) for the sample collected on February 5, 2010 was 7.2×10^{-7} µg/L. TCDD concentrations in storm water samples collected on February 27 - 28, 2010 from Outfall 009 exceeded the benchmark limit daily maximum of 2.80×10^{-8} µg/L as indicated in Appendix E. The reported concentration of TCDD Toxic Equivalent Quotient (TEQ) for the sample, was 1.1×10^{-6} µg/L.

TCDD concentrations in storm water samples collected on March 6 - 7, 2010 from Outfall 009 exceeded the benchmark limit daily maximum of 2.80×10^{-8} µg/L, as indicated in Appendix E. The reported concentration of TCDD Toxic

Equivalent Quotient (TEQ) for the sample collected on March 6 - 7, 2010, was 2.9×10^{-8} $\mu\text{g/L}$.

Additionally, TCDD TEQ concentration exceeded the daily mass-based benchmark limit of 4.2×10^{-9} lbs/day for January 18 - 19, February 5 - 6, and February 27 - 28 2010. The reported mass calculations are 6.9×10^{-8} lbs/day for January 18 - 19; 6.7×10^{-9} lbs/day for February 5 - 6; and 1.4×10^{-8} lbs/day for February 27 - 28.



TCDD congeners have been frequently detected in DTSC-approved, non-impacted background soils at the SSFL (MWH, 2005). In some areas, operations onsite have utilized combustion processes. However, when investigating these potentially impacted areas, the TCDD TEQ values in soils have been found either to be equivalent to background levels or, if elevated, they have been shown to decrease in relatively short distances to near background levels down slope or down drainage from the suspected source area.

Boeing will continue to investigate sources of TCDD onsite. As discussed above, substantial evidence, including a recent report from the Stormwater Expert Panel, shows that background conditions are significant contributors of regulated constituents, including TCDD at Outfall 009. Regional Board Staff have recognized the likely presence of naturally-occurring elevated concentrations of regulated constituents and their importance in evaluating compliance with applicable standards and limits. Continued monitoring of surface water will provide a more thorough dataset with which to further evaluate the occurrence and likely sources of TCDD.

Whatever the source of the exceedance, Boeing is committed to fulfilling the requirements of its NPDES Permit. Boeing continues to take aggressive action to reduce discharges of regulated constituents. Those actions taken in the First Quarter 2010 are further described in the sections of this DMR addressing ISRA and Northern Drainage activities.

Metals

Lead was detected in samples collected from Outfall 009 on January 18 - 19, and on February 27 - 28, 2010, at concentrations of $9.3 \mu\text{g/L}$ and $8.9 \mu\text{g/L}$, respectively. These concentrations exceeded the NPDES benchmark limit of $5.2 \mu\text{g/L}$, as indicated in Appendix E.

The reduction of total suspended solids (TSS) in storm water runoff is likely to be the most effective approach for reducing lead concentrations, since lead typically has low solubility and is associated with sediments. During cleanup activities, Boeing has implemented BMPs to minimize the transportation of sediment from these areas. Boeing continues to investigate erosion sources and erosion control measures that can be implemented in

the Outfall 009 watershed, and erosion and sediment control plans, including channel stabilization, are underway for the Northern Drainage area, as are restoration activities as discussed further in this document.

As discussed above, Boeing believes the metals concentrations in storm water runoff from the SSFL are associated with TSS consisting of native sediments and soils, and that TSS and metals loading will vary based on rainfall intensity, duration, and erosion characteristics. Indeed, there is substantial evidence, including a recent report from the Stormwater Expert Panel, showing that background conditions are significant contributors of regulated constituents, including metals at Outfall 009. Regional Board Staff have recognized the likely presence of naturally-occurring elevated concentrations of regulated constituents and their importance in evaluating compliance with applicable standards and limits. Continued monitoring of surface water will provide a more thorough dataset with which to further evaluate the occurrence and likely sources of metals.

Outfall 010

The following is a summary of exceedances of permit limits at Outfall 010 (Building 203). The permit limit exceedances are further detailed in Appendix E.

Dioxins and Furans: TCDD Toxic Equivalent Quotient (TEQ)

TCDD concentration in storm water samples from Outfall 010 exceeded the permit limit daily maximum of 2.8×10^{-8} $\mu\text{g/L}$ on January 18 - 19, 2010, as indicated in Appendix E. The reported concentration of TCDD TEQ in the sample collected on January 18 - 19, 2010, was 8.8×10^{-7} $\mu\text{g/L}$.

TCDD concentration in storm water samples from Outfall 010 exceeded the NPDES permit limit daily maximum of 2.80×10^{-8} $\mu\text{g/L}$ on February 5 - 6, 2010, as indicated in Appendix E. The reported concentration of TCDD TEQ in the sample collected on February 5 - 6, 2010, was 1.6×10^{-6} $\mu\text{g/L}$.

Additionally, TCDD concentration in storm water samples from Outfall 010 exceeded the permit limit daily maximum of 2.80×10^{-8} $\mu\text{g/L}$ on February 27 - 28, 2010, as indicated in Appendix E. The reported concentration of TCDD TEQ in the sample collected on February 27 - 28, 2010, was 1.0×10^{-6} $\mu\text{g/L}$.

TCDD congeners have been frequently detected in DTSC-approved, non-impacted background soils at the SSFL (MWH, 2005). In some areas, operations onsite have utilized combustion processes. However, when investigating these potentially impacted areas, the TCDD TEQ values in soils have been found either to be equivalent to background levels or, if elevated, they have been shown to decrease in relatively short distances to near background levels down slope or down drainage from the suspected source area.



As discussed above, substantial evidence shows that background conditions are significant contributors of regulated constituents, including TCDD. Regional Board Staff have recognized the likely presence of naturally-occurring elevated concentrations of regulated constituents and their importance in evaluating compliance with applicable standards and limits. Continued monitoring of surface water will provide a more thorough dataset with which to further evaluate the occurrence and likely sources of TCDD.



Whatever the source of the exceedance, Boeing is committed to fulfilling the requirements of its NPDES permit and therefore continues to take aggressive action to reduce discharges of regulated constituents. Boeing is preparing plans to upgrade the BMPs at Outfall 010 during the summer months of 2010. This includes media replacement per the Expert Panel and Boeing will add additional retention capacity.

Outfall 011

The following is a summary of exceedances of permit limits at Outfall 011 (Perimeter Pond). The permit limit exceedances are further detailed in Appendix E.

Dioxins and Furans: TCDD Toxic Equivalent Quotient (TEQ)

TCDD TEQ in storm water samples from Outfall 011 exceeded the TCDD TEQ daily permit limit on January 20 - 21, 2010. The measured concentration for the sample collected on this date was 5.6×10^{-7} µg/L. This value exceeds the permit limit daily maximum of 2.8×10^{-8} µg/L.

TCDD congeners have been frequently detected in DTSC-approved, non-impacted background soils at the SSFL (MWH, 2005). In some areas, operations onsite have utilized combustion processes. However, when investigating these potentially impacted areas, the TCDD TEQ values in soils have been found either to be equivalent to background levels or, if elevated, they have been shown to decrease in relatively short distances to near background levels down slope or down drainage from the suspected source area.

As discussed above, substantial evidence shows that background conditions are significant contributors of regulated constituents, including TCDD. Regional Board Staff have recognized the likely presence of naturally-occurring elevated concentrations of regulated constituents and their importance in evaluating compliance with applicable standards and limits. Continued monitoring of surface water will provide a more thorough dataset with which to further evaluate the occurrence and likely sources of TCDD.

Whatever the source of the exceedance, Boeing is committed to fulfilling the requirements of its NPDES permit and continues to take aggressive action to

reduce discharges of regulated constituents. Those actions are described in Table 2. Boeing will take additional action in coming summer months to upgrade its current BMP activities at Outfall 011. Besides maintaining the current BMP materials (fiber rolls, hay bales, etc.), Boeing will map additional areas of poor vegetation and bare soil within the watershed. Boeing will also install hydroseed and/or additional fiber rolls and haybales to control sediment runoff in accessible areas. Finally, Boeing continues to implement a stormwater treatment system to treat water prior to discharge as previously discussed below.



Metals

Iron, lead, and manganese were detected in excess of their respective permit daily limits at Outfall 011 in the sample that was collected on January 20 - 21, 2010, as indicated in Appendix E. Iron was detected at 9.7 mg/L on January 20 - 21, 2010. This is in excess of the permit limit daily maximum for iron of 0.3 mg/L. Lead exceeded its permit limit, 5.2 µg/L, on January 20 - 21, 2010. The reported concentration for lead in this sample is 5.7 µg/L. Finally, manganese was found in the same sample, collected January 20 - 21, 2010, at a concentration of 140 µg/L. This value exceeds the permit limit daily maximum concentration of 50 µg/L.

Iron and manganese were detected in excess of their respective permit daily limits at Outfall 011 in the sample that was collected on February 6 - 7, 2010, as indicated in Appendix E. Iron was detected at 2.0 mg/L in the sample collected February 6 - 7, 2010. This is in excess of the permit limit daily maximum for iron, 0.3 mg/L. Manganese was found in the same sample at a concentration of 120 µg/L. This value exceeds the permit limit daily maximum of 50 µg/L.

As discussed above, Boeing believes the metals concentrations in storm water runoff from the SSFL are associated with TSS consisting of native sediments and soils, and that TSS and metals loading will vary based on rainfall intensity, duration, and erosion characteristics. Indeed, there is substantial evidence showing that background conditions are significant contributors of regulated constituents, including metals at Outfall 002. Regional Board Staff have recognized the likely presence of naturally-occurring elevated concentrations of regulated constituents and their importance in evaluating compliance with applicable standards and limits. Continued monitoring of surface water will provide a more thorough dataset with which to further evaluate the occurrence and likely sources of metals.

Whatever the source of the exceedance, Boeing is committed to fulfilling the requirements of its NPDES permit and therefore continues to take aggressive action to reduce discharges of regulated constituents. The Outfall 011 temporary storm water treatment system (TSTS), located adjacent to R-1 Pond, consists of screen filters, an equalization tank, two banks of sand

filters (containing sand of increasingly smaller particle size), bag filters, and GAC media filters. Stormwater is pumped from the Perimeter Pond to the R-1 Pond for treatment. Potassium permanganate (KMnO_4) solution is injected into the influent water to oxidize dissolved iron and manganese, which turns them into particles that can be later removed by the downstream processes within the TSTS. Treated effluent water is discharged directly to Outfall 011. A more detailed description of the operation of the treatment system is discussed in the section of the DMR addressing the Outfalls 011 and 018 TSTS.

Boeing will continue to evaluate all data and improve BMPs, as appropriate. Those actions are described in Table 2. Boeing will take additional action in coming summer months to upgrade its current BMP activities in the Outfall 011 watershed. Based upon the results of the TSTSs, Boeing will implement a chemical treatment process as discussed and implemented for the Outfall 018 TSTS at Outfall 011 during the upcoming dry season.

Outfall 018

The following is a summary of exceedances of permit limits at Outfall 018 (R-2 Spillway). The permit limit exceedances are further detailed in Appendix E.

Dioxins and Furans: TCDD Toxic Equivalent Quotient (TEQ)

TCDD concentration in storm water samples from Outfall 018 exceeded the permit limit daily maximum of 2.80×10^{-8} $\mu\text{g/L}$ on January 18 – 19, 2010, as indicated in Appendix E. The reported concentration of TCDD TEQ in the composite sample collected on January 18 – 19, 2010, was 9.0×10^{-7} $\mu\text{g/L}$.

Dioxin removal can be enhanced by increasing the retention time of the water percolating through the granular activated carbon (GAC) media contained in the BMP installed at those outfall locations with structural BMPs where TCDD exceeded its applicable limit. However, it is unclear exactly what retention time would be necessary to achieve the water quality-based effluent permit limit daily maximum of 2.8×10^{-8} $\mu\text{g/L}$ for TCDD TEQ. Dioxin congeners are hydrophobic molecules that partition readily into the organic fraction of sediments and solid materials. GAC is believed by United States Environmental Protection Agency (EPA) to be best available technology for the removal of dioxins from water (<http://www.epa.gov/OGWDW/dwh/t-soc/dioxin.html>). However, studies have not been conducted to support the development of technology-based effluent limits for dioxin when GAC is used and Boeing is unaware of any studies documenting what retention time, if any, is needed for GAC to achieve this effluent limit. In fact, specific studies of the use of GAC do not show effluent concentrations as low as the current water quality-based effluent permit limit daily maximum of 2.8×10^{-8} $\mu\text{g/L}$. One of the few studies identified while researching the literature reported an effluent concentration just below 8.1×10^{-5} $\mu\text{g/L}$ (Torrens, 2000). Nevertheless, Boeing is committed to attempting to achieve the water quality-based effluent limit, if possible.





Throughout 2009 and into the first quarter 2010, Boeing conducted an extensive pilot testing program and implemented a temporary advanced treatment system in order to develop and test a water treatment system full scale utilizing various chemicals to flocculate and remove suspended solids most likely associated with dioxin and different metals. The results of this program will help determine approximate treatment processes and filter media to be used to improve water quality discharges. Implementation of additional treatment processes based upon the pilot program results will likely commence during the upcoming dry season as discussed above.

Boeing will continue to investigate sources of TCDD onsite. As discussed above substantial evidence shows that background conditions are significant contributors of regulated constituents, including TCDD. Regional Board Staff have recognized the likely presence of naturally-occurring elevated concentrations of regulated constituents and their importance in evaluating compliance with applicable standards and limits. Continued monitoring of surface water will provide a more thorough dataset with which to further evaluate the occurrence and likely sources of TCDD.

Metals

Iron and manganese were detected in excess of their respective permit limit daily maximum at Outfall 018 on January 18 – 19, 2010. The measured concentration for iron in the sample collected on January 18 – 19, 2010, is 1.6 mg/L, which is in excess of the permit limit daily maximum of 0.3 mg/L. For manganese, the permit limit daily maximum is 50 µg/L. The reported concentration for manganese from the January 18 – 19, 2010 sample was 140 µg/L.

Manganese was detected in excess of its respective permit daily limit at Outfall 018 on February 6-7, 2010. The measured concentration for manganese in the sample collected on February 6 – 7, 2010, is 210 µg/L, which is in excess of the permit limit daily maximum of 50 µg/L.

The Outfall 018 TSTS was operated during all discharges that occurred at Outfall 018 during the First Quarter 2010. Early on only limited chemicals were being added to the system, which explains the exceedances in iron and manganese exceedances. Adjusted chemical addition processes greatly improved Fe removal, which was maintained below permit limit for the rest of the season. However, it was found that meeting the manganese permit limit required processes of the treatment system to occur concurrently. At the time of the second reported exceedance on February 6–7, 2010 (manganese only), KMnO_4 addition was calibrated to produce the desired manganese oxidation, but the formation of the manganese oxides in the sand media was not complete. Further measurements of total manganese in the TSTS effluent demonstrate that the limit was met when this process was

complete. A more detailed description of the operation of the treatment system is discussed further in the section of the DMR addressing the Outfalls 011 and 018 TSTs..

Additionally, Boeing has investigated and continues to investigate potential sources of constituents coming from areas of historical Site industrial activity with coordination from the California Department of Toxic Substance Control (DTSC). Boeing continues to investigate erosion sources and erosion control measures at the Outfall 018 watershed, and will improve the treatment system processes as appropriate, to better control sediment and associated metals transport into the surface water.

As discussed above, Boeing believes the metals concentrations in storm water runoff from the SSFL are associated with TSS consisting of native sediments and soils, and that TSS and metals loading will vary based on rainfall intensity, duration, and erosion characteristics. Indeed, there is substantial evidence showing that background conditions are significant contributors of regulated constituents, including metals at Outfall 002. Regional Board Staff have recognized the likely presence of naturally-occurring elevated concentrations of regulated constituents and their importance in evaluating compliance with applicable standards and limits. Continued monitoring of surface water will provide a more thorough dataset with which to further evaluate the occurrence and likely sources of metals.

Whatever the source of the exceedance, Boeing is committed to fulfilling the requirements of its NPDES permit and therefore continues to take aggressive action to reduce discharges of regulated constituents as discussed above for the TSTs at Outfall 018.

REASONABLE POTENTIAL ANALYSIS (RPA)

Outfall monitoring data were collected during the First Quarter 2010 for Outfalls 001, 002, 006, 008, 009, 010, 011 and 018. Data from this quarter were added to the RPA dataset as per the MWH and Flow Science RPA procedures for the outfall monitoring groups, Outfalls 003-010 (excluding Outfall 008) and Outfalls 012-014 (MWH and Flow Science, 2006). The analytical results for this sampling period did not trigger reasonable potential for any constituents not already regulated under the current NPDES Permit. Complete RPA tables for the outfall monitoring group are provided in Appendix F.

Boeing does not believe the currently used RPA procedures are appropriate for storm water and storm water-dominated discharges from the SSFL. The RPA procedures are outlined in the California State Implementation Plan (SIP) and EPA's Technical Support Document for Water Quality-Based Toxics Control (TSD). It is inappropriate to use the RPA procedures for determining



water quality impacts in the stormwater context because those procedures were developed for steady-state discharges. Stormwater discharges are not steady-state discharges, but rather exhibit highly variable flow rates and water quality COC concentrations during and between storms⁸.

DATA VALIDATION AND QUALITY CONTROL DISCUSSION

In accordance with current EPA guidelines and procedures, or as specified in the monitoring program, chemical analyses of the receiving water sample were completed at a State of California-certified laboratory. Data validation was performed on the analytical results and quality control elements were found to be within acceptable limits for the analytical methods reported, except as noted on the analytical summary tables. As noted above, measures were implemented by the analytical laboratory to monitor and/or evaluate its low level detections, to analyze for interferences and to ensure that cross contamination does not occur in the future. Laboratory analytical reports, including validation reports and notes, are included in Appendix D. Attachment T-A of the NPDES Permit issued to the SSFL presents the State of California Water Resources Control Board (SWRCB or "State Board") minimum levels (MLs) for use in reporting and determining compliance with NPDES Permit limits.

The analytical laboratory achieved these MLs for this reporting period when technically possible. When the laboratory reporting limits (RLs) were elevated, the laboratory maximum detectable limits (MDLs) were below the State of California MLs. However, some constituents' daily maximum discharge limits in the NPDES Permit are less than their respective MLs, and less than the RL. In cases where the NPDES Permit limit is less than the RL and ML, the RL was used to determine compliance. The specific constituents that have NPDES Permit limits that are less than the RL and ML are: mercury, bis(2-ethylhexyl)phthalate, cyanide, polychlorinated biphenyls (PCBs) (Aroclor congeners), chlordane, DDD, DDE, DDT, dieldrin, toxaphene, and chlorpyrifos. These compounds were either not a required analyses or below the RL in all of the surface water/receiving water samples collected during the First Quarter 2010.

⁸ See Flow Science, Boeing SSFL Technical Memo for RPA Procedures (May 2006) (submitted to Regional Board May 8, 2006) available at: http://www.boeing.com/aboutus/environment/santa_susana/water_quality/tech_reports_10-11-10_ReasonablePotenAnalyMethodTechlMemo.pdf



FACILITY CONTACT

If there are any questions regarding this DMR or its enclosures, you may contact Ms. Lori Blair at (818) 466-8741.


CERTIFICATION

I certify under penalty of law that this document and all appendices were prepared under my direction or supervision in accordance with a system designed to assure that qualified personnel properly gather and evaluate the information submitted.

Based on my inquiry of the person or persons who manage the system, or those persons directly responsible for gathering the information, the information submitted is, to the best of my knowledge and belief, true, accurate, and complete. I am aware that there are significant penalties for submitting false information, including the possibility of fine and imprisonment for a knowing violation.

Executed on the 14th of May 2010, at The Boeing Company, Santa Susana Site.

Sincerely,



Tom Gallacher
Director, Santa Susana Field Laboratory
Environment, Health and Safety

LB:bjc

Figure: 1 Storm Water Drainage System and Outfall Locations

Appendices: A First Quarter 2010 Rainfall Data Summary
B First Quarter 2010 Liquid Waste Shipment Summary Tables
C First Quarter 2010 Summary Tables, Discharge Monitoring Data
D First Quarter 2010 Radiological Monitoring Data
E First Quarter 2010 Summary of Permit Limit Exceedances
F First Quarter 2010 Reasonable Potential Analysis (RPA) Summary Tables
G First Quarter 2010 Analytical Laboratory Reports, Chain-of-Custody, and Validation Reports

cc: Ms. Cassandra Owens, Regional Water Quality Control Board
Mr. Rick Brausch, Department of Toxic Substances Control
Mr. Gerard Abrams, Department of Toxic Substances Control
Mr. Robert Marshall, California State Univ. Northridge, Oviatt Library
Mr. Gabriel Lundeen, Simi Valley Library
Ms. Lynn Light, Platt Branch, Los Angeles Library

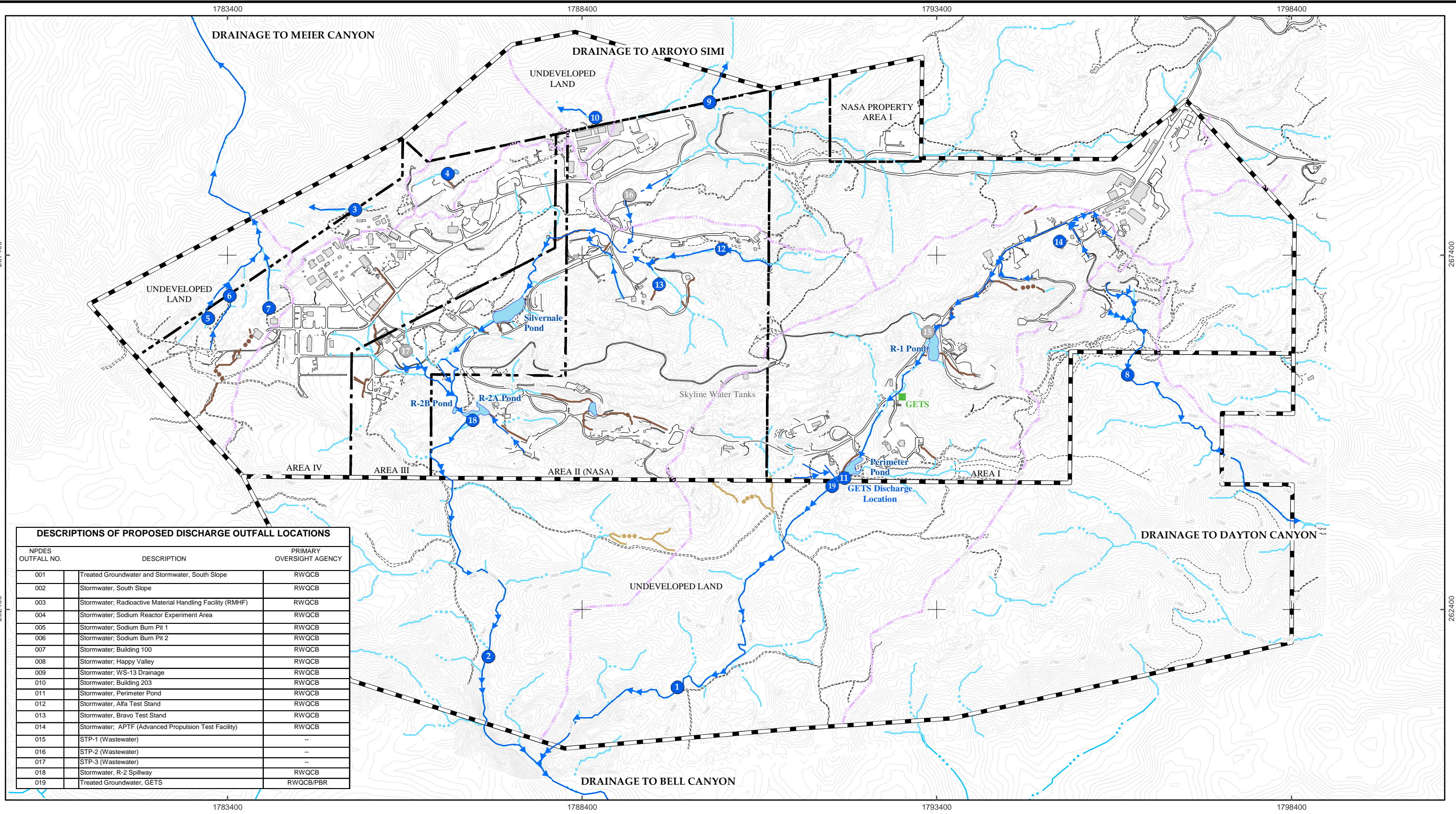


References Cited:

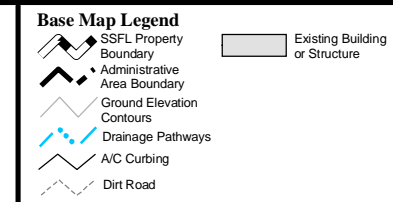
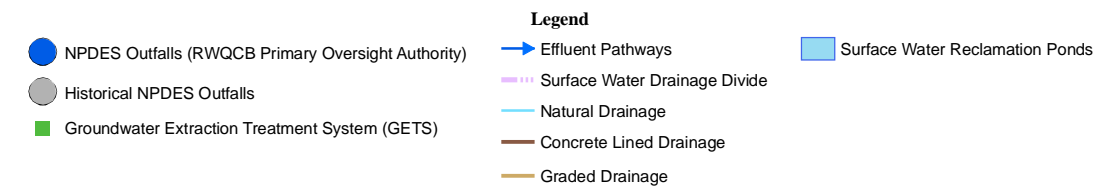
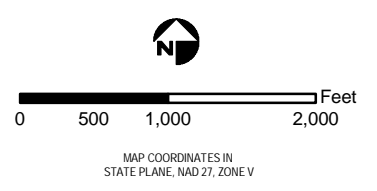
- Flow Science, 2006. Potential Background Constituent Levels in Storm Water at Boeing's Santa Susana Field Laboratory. February 23.
- Gullett, B., Touati, A., 2003. PCDD/F Emissions from Forest Fire Simulations. Atmospheric Environment, v. 37, p. 803-813.
- MWH. 2005. Standardized Risk Assessment Methodology (SRAM) Work Plan – Revision 2 Final, Santa Susana Field Laboratory, Ventura County, California. September.
- MWH and Flow Science, 2006. Reasonable Potential Analysis Methodology Technical Memo- Version 1, Final, Santa Susana Field Laboratory, Ventura County, California. April 28.
- USEPA, 2000. Exposure and Human Health Reassessment of 2,3,7,8-Tetrachlorodibenzo-p-Dioxin (TCDD) and Related Compounds. Part I: Estimating Exposure to Dioxin-Like Compounds. Volume 3: Properties, Environmental Levels, and Background Exposures. Draft. EPA/600/P-00/001Ac. Office of Research and Development, Washington, DC. March.

FIGURE 1

STORM WATER DRAINAGE SYSTEM AND OUTFALL LOCATIONS



DESCRIPTIONS OF PROPOSED DISCHARGE OUTFALL LOCATIONS		
NPDES OUTFALL NO.	DESCRIPTION	PRIMARY OVERSIGHT AGENCY
001	Treated Groundwater and Stormwater, South Slope	RWQCB
002	Stormwater, South Slope	RWQCB
003	Stormwater; Radioactive Material Handling Facility (RMHF)	RWQCB
004	Stormwater; Sodium Reactor Experiment Area	RWQCB
005	Stormwater; Sodium Burn Pit 1	RWQCB
006	Stormwater; Sodium Burn Pit 2	RWQCB
007	Stormwater; Building 100	RWQCB
008	Stormwater; Happy Valley	RWQCB
009	Stormwater; WS-13 Drainage	RWQCB
010	Stormwater; Building 203	RWQCB
011	Stormwater, Perimeter Pond	RWQCB
012	Stormwater, Alfa Test Stand	RWQCB
013	Stormwater, Bravo Test Stand	RWQCB
014	Stormwater; APTF (Advanced Propulsion Test Facility)	RWQCB
015	STP-1 (Wastewater)	--
016	STP-2 (Wastewater)	--
017	STP-3 (Wastewater)	--
018	Stormwater, R-2 Spillway	RWQCB
019	Treated Groundwater, GETS	RWQCB/PBR



Site Map with Outfall Locations and Storm Water Drainage Systems

APPENDIX A

FIRST QUARTER 2010 RAINFALL DATA SUMMARY

**TABLE A
DAILY RAINFALL SUMMARY**

**THE BOEING COMPANY
NPDES PERMIT NUMBER
CA0001309**

Station: AREA4
Parameter: Rain
Month/Year: February 2010

HOUR OF THE DAY

Day	00	01	02	03	04	05	06	07	08	09	10	11	12	13	14	15	16	17	18	19	20	21	22	23	Total
1	0.00	0.00	0.00	0.00	0.00	0.00	0.00	0.00	0.00	0.00	0.00	0.00	0.00	0.00	0.00	0.00	0.00	0.00	0.00	0.00	0.00	0.00	0.00	0.00	0.00
2	0.00	0.00	0.00	0.00	0.00	0.00	0.00	0.00	0.00	0.00	0.00	0.00	0.00	0.00	0.00	0.00	0.00	0.00	0.00	0.00	0.00	0.00	0.00	0.00	0.00
3	0.00	0.00	0.00	0.00	0.00	0.00	0.00	0.00	0.00	0.00	0.00	0.00	0.00	0.00	0.00	0.00	0.00	0.00	0.00	0.00	0.00	0.00	0.00	0.00	0.00
4	0.00	0.00	0.00	0.00	0.00	0.00	0.00	0.00	0.00	0.00	0.00	0.00	0.00	0.00	0.00	0.00	0.00	0.00	0.00	0.00	0.00	0.00	0.00	0.00	0.00
5	0.00	0.00	0.00	0.00	0.00	0.01	0.04	0.12	0.11	0.14	0.14	0.03	0.04	0.08	0.06	0.03	0.03	0.08	0.06	0.07	0.04	0.01	0.01	0.06	1.16
6	0.09	0.06	0.16	0.20	0.00	0.00	0.00	0.01	0.05	0.00	0.00	0.02	0.00	0.04	0.03	0.00	0.00	0.00	0.01	0.00	0.00	0.00	0.00	0.01	0.68
7	0.00	0.00	0.00	0.00	0.00	0.00	0.00	0.00	0.00	0.00	0.00	0.00	0.00	0.00	0.00	0.00	0.00	0.00	0.00	0.00	0.00	0.00	0.00	0.00	0.00
8	0.00	0.00	0.00	0.00	0.00	0.00	0.00	0.00	0.00	0.00	0.00	0.00	0.00	0.00	0.00	0.00	0.00	0.00	0.00	0.00	0.00	0.00	0.00	0.00	0.00
9	0.00	0.00	0.00	0.00	0.00	0.00	0.00	0.00	0.00	0.00	0.00	0.00	0.01	0.17	0.02	0.00	0.00	0.00	0.00	0.00	0.00	0.00	0.00	0.00	0.20
10	0.00	0.00	0.00	0.00	0.00	0.00	0.00	0.00	0.00	0.00	0.00	0.00	0.00	0.00	0.00	0.00	0.00	0.00	0.00	0.00	0.00	0.00	0.00	0.00	0.00
11	0.00	0.00	0.00	0.00	0.00	0.00	0.00	0.00	0.00	0.00	0.00	0.00	0.00	0.00	0.00	0.00	0.00	0.00	0.00	0.00	0.00	0.00	0.00	0.00	0.00
12	0.00	0.00	0.00	0.00	0.00	0.00	0.00	0.00	0.00	0.00	0.00	0.00	0.00	0.00	0.00	0.00	0.00	0.00	0.00	0.00	0.00	0.00	0.00	0.00	0.00
13	0.00	0.00	0.00	0.00	0.00	0.00	0.00	0.00	0.00	0.00	0.00	0.00	0.00	0.00	0.00	0.00	0.00	0.00	0.00	0.00	0.00	0.00	0.00	0.00	0.00
14	0.00	0.00	0.00	0.00	0.00	0.00	0.00	0.00	0.00	0.00	0.00	0.00	0.00	0.00	0.00	0.00	0.00	0.00	0.00	0.00	0.00	0.00	0.00	0.00	0.00
15	0.00	0.00	0.00	0.00	0.00	0.00	0.00	0.00	0.00	0.00	0.00	0.00	0.00	0.00	0.00	0.00	0.00	0.00	0.00	0.00	0.00	0.00	0.00	0.00	0.00
16	0.00	0.00	0.00	0.00	0.00	0.00	0.00	0.00	0.00	0.00	0.00	0.00	0.00	0.00	0.00	0.00	0.00	0.00	0.00	0.00	0.00	0.00	0.00	0.00	0.00
17	0.00	0.00	0.00	0.00	0.00	0.00	0.00	0.00	0.00	0.00	0.00	0.00	0.00	0.00	0.00	0.00	0.00	0.00	0.00	0.00	0.00	0.00	0.00	0.00	0.00
18	0.00	0.00	0.00	0.00	0.00	0.00	0.00	0.00	0.00	0.00	0.00	0.00	0.00	0.00	0.00	0.00	0.00	0.00	0.00	0.00	0.00	0.00	0.00	0.00	0.00
19	0.00	0.00	0.00	0.00	0.00	0.00	0.00	0.00	0.00	0.00	0.00	0.00	0.00	0.00	0.00	0.00	0.00	0.00	0.00	0.00	0.04	0.01	0.05	0.04	0.14
20	0.01	0.00	0.00	0.01	0.00	0.00	0.00	0.00	INV	INV	INV	INV	INV	INV	INV	INV	INV	0.00p	0.00	0.00	0.00	0.00	0.00	0.00	0.02
21	0.00	0.00	0.00	0.00	0.00	0.00	0.00	0.00	0.00	0.00	0.00	0.00	0.00	0.00	0.00	0.00	0.00	0.00	0.00	0.00	0.00	0.00	0.00	0.01	0.01
22	0.00	0.00	0.00	0.00	0.00	0.00	0.00	0.00	0.00	0.00	0.00	0.00	0.00	0.00	0.00	0.00	0.00	0.00	0.00	0.00	0.00	0.00	0.00	0.00	0.00
23	0.00	0.00	0.00	0.00	0.00	0.00	0.00	0.00	0.00	0.00	0.00	0.00	0.00	0.00	0.00	0.00	0.00	0.00	0.00	0.00	0.00	0.00	0.00	0.00	0.00
24	0.00	0.00	0.00	0.00	0.00	0.00	0.00	0.00	0.00	0.00	0.00	0.00	0.01	0.00	0.01	0.03	0.02	0.02	0.01	0.00	0.01	0.00	0.00	0.01	0.12
25	0.00	0.00	0.00	0.00	0.00	0.00	0.00	0.00p	0.00	0.00	0.00	0.00	0.00	0.00	0.00	0.00	0.00	0.00	0.00	0.00	0.00	0.00	0.00	0.00	0.00
26	0.00	0.00	0.00	0.00	0.00	0.00	0.00	0.00	0.00	0.00p	0.00	0.00	0.00	0.00	0.00	0.00	0.00	0.00	0.00	0.00	0.00	0.00	0.00	0.00	0.00
27	0.00	0.04	0.32	0.34	0.31	0.08	0.00	0.02	0.16	0.04	0.00	0.00	0.10	0.01	0.04	0.02	0.03	0.01	0.00	0.00	0.00	0.00	0.00	0.00	1.52
28	0.00	0.00	0.00	0.00	0.00	0.00	0.00	0.00	0.00	0.00	0.00	0.00	0.00	0.00	0.00	0.00	0.00	0.00	0.00	0.00	0.00	0.00	0.00	0.00	0.00

INV = Data not recorded due to power outage at site.

APPENDIX B

FIRST QUARTER 2010 LIQUID WASTE SHIPMENTS SUMMARY
TABLES

**TABLE B-1
THE BOEING COMPANY**

**NPDES PERMIT CA0001309
LIQUID WASTE SHIPMENTS
January 2010**

DATE SHIPPED	TYPE OF LIQUID	QTY.	UNITS	TRANSPORTER	DESTINATION
1/6/2010	WASTE WATER FROM AREA I SEWAGE TREATMENT PLANT	5000	GAL.	SOUTHWEST PROCESSORS INC. 4120 BANDINI BLVD. LOS ANGELES, CA.	LACSD Saugus
1/6/2010	WASTE WATER FROM AREA I SEWAGE TREATMENT PLANT	5000	GAL.	SOUTHWEST PROCESSORS INC. 4120 BANDINI BLVD. LOS ANGELES, CA.	LACSD Saugus
1/6/2010	WASTE WATER FROM AREA I SEWAGE TREATMENT PLANT	5000	GAL.	SOUTHWEST PROCESSORS INC. 4120 BANDINI BLVD. LOS ANGELES, CA.	LACSD Carson
1/13/2010	WASTE WATER FROM AREA I SEWAGE TREATMENT PLANT	5000	GAL.	SOUTHWEST PROCESSORS INC. 4120 BANDINI BLVD. LOS ANGELES, CA.	LACSD Saugus
1/13/2010	WASTE WATER FROM AREA I SEWAGE TREATMENT PLANT	5000	GAL.	SOUTHWEST PROCESSORS INC. 4120 BANDINI BLVD. LOS ANGELES, CA.	LACSD Saugus
1/13/2010	WASTE WATER FROM AREA I SEWAGE TREATMENT PLANT	5000	GAL.	SOUTHWEST PROCESSORS INC. 4120 BANDINI BLVD. LOS ANGELES, CA.	LACSD Carson
1/18/2010	HAZARDOUS WASTE LIQUID (TRICHLOROETHENE)	42000	LBS.	MP ENVIRONMENTAL SERVICES 3400 MANOR STREET, BAKERSFIELD, CA 93308	SIEMENS WATER TECHNOLOGIES 5375 S. BOYLE AVE. LOS ANGELES, CA. 90058
1/18/2010	HAZARDOUS WASTE LIQUID (TRICHLOROETHENE)	41760	LBS.	MP ENVIRONMENTAL SERVICES 3400 MANOR STREET, BAKERSFIELD, CA 93308	SIEMENS WATER TECHNOLOGIES 5375 S. BOYLE AVE. LOS ANGELES, CA. 90058
1/19/2010	HAZARDOUS WASTE LIQUID (TRICHLOROETHENE)	41260	LBS.	MP ENVIRONMENTAL SERVICES 3400 MANOR STREET, BAKERSFIELD, CA 93308	SIEMENS WATER TECHNOLOGIES 5375 S. BOYLE AVE. LOS ANGELES, CA. 90058
1/19/2010	HAZARDOUS WASTE LIQUID (TRICHLOROETHENE)	43140	LBS.	MP ENVIRONMENTAL SERVICES 3400 MANOR STREET, BAKERSFIELD, CA 93308	SIEMENS WATER TECHNOLOGIES 5375 S. BOYLE AVE. LOS ANGELES, CA. 90058
1/19/2010	HAZARDOUS WASTE LIQUID (TRICHLOROETHENE)	41880	LBS.	MP ENVIRONMENTAL SERVICES 3400 MANOR STREET, BAKERSFIELD, CA 93308	SIEMENS WATER TECHNOLOGIES 5375 S. BOYLE AVE. LOS ANGELES, CA. 90058
1/20/2010	WASTE WATER FROM AREA III SEWAGE TREATMENT PLANT	5000	GAL.	SOUTHWEST PROCESSORS INC. 4120 BANDINI BLVD. LOS ANGELES, CA.	LACSD Saugus
1/20/2010	WASTE WATER FROM AREA III SEWAGE TREATMENT PLANT	5000	GAL.	SOUTHWEST PROCESSORS INC. 4120 BANDINI BLVD. LOS ANGELES, CA.	LACSD Saugus
1/20/2010	WASTE WATER FROM AREA III SEWAGE TREATMENT PLANT	5000	GAL.	SOUTHWEST PROCESSORS INC. 4120 BANDINI BLVD. LOS ANGELES, CA.	LACSD Carson
1/20/2010	HAZARDOUS WASTE LIQUID (TRICHLOROETHENE)	43520	LBS.	MP ENVIRONMENTAL SERVICES 3400 MANOR STREET, BAKERSFIELD, CA 93308	SIEMENS WATER TECHNOLOGIES 5375 S. BOYLE AVE. LOS ANGELES, CA. 90058
1/20/2010	HAZARDOUS WASTE LIQUID (TRICHLOROETHENE)	41140	LBS.	MP ENVIRONMENTAL SERVICES 3400 MANOR STREET, BAKERSFIELD, CA 93308	SIEMENS WATER TECHNOLOGIES 5375 S. BOYLE AVE. LOS ANGELES, CA. 90058
1/20/2010	HAZARDOUS WASTE LIQUID (TRICHLOROETHENE)	43260	LBS.	MP ENVIRONMENTAL SERVICES 3400 MANOR STREET, BAKERSFIELD, CA 93308	SIEMENS WATER TECHNOLOGIES 5375 S. BOYLE AVE. LOS ANGELES, CA. 90058

**TABLE B-1
THE BOEING COMPANY**

**NPDES PERMIT CA0001309
LIQUID WASTE SHIPMENTS
January 2010**

DATE SHIPPED	TYPE OF LIQUID	QTY.	UNITS	TRANSPORTER	DESTINATION
1/21/2010	HAZARDOUS WASTE LIQUID (TRICHLOROETHENE)	41260	LBS.	MP ENVIRONMENTAL SERVICES 3400 MANOR STREET, BAKERSFIELD, CA 93308	SIEMENS WATER TECHNOLOGIES 5375 S. BOYLE AVE. LOS ANGELES, CA. 90058
1/21/2010	HAZARDOUS WASTE LIQUID (TRICHLOROETHENE)	42100	LBS.	MP ENVIRONMENTAL SERVICES 3400 MANOR STREET, BAKERSFIELD, CA 93308	SIEMENS WATER TECHNOLOGIES 5375 S. BOYLE AVE. LOS ANGELES, CA. 90058
1/22/2010	HAZARDOUS WASTE LIQUID (TRICHLOROETHENE)	43260	LBS.	MP ENVIRONMENTAL SERVICES 3400 MANOR STREET, BAKERSFIELD, CA 93308	SIEMENS WATER TECHNOLOGIES 5375 S. BOYLE AVE. LOS ANGELES, CA. 90058
1/25/2010	WASTE WATER FROM AREA III SEWAGE TREATMENT PLANT	5000	GAL.	SOUTHWEST PROCESSORS INC. 4120 BANDINI BLVD. LOS ANGELES, CA.	LACSD Saugus
1/25/2010	WASTE WATER FROM AREA III SEWAGE TREATMENT PLANT	5000	GAL.	SOUTHWEST PROCESSORS INC. 4120 BANDINI BLVD. LOS ANGELES, CA.	LACSD Saugus
1/25/2010	WASTE WATER FROM AREA III SEWAGE TREATMENT PLANT	5000	GAL.	SOUTHWEST PROCESSORS INC. 4120 BANDINI BLVD. LOS ANGELES, CA.	LACSD Carson
1/25/2010	HAZARDOUS WASTE LIQUID (TRICHLOROETHENE)	42020	LBS.	MP ENVIRONMENTAL SERVICES 3400 MANOR STREET, BAKERSFIELD, CA 93308	SIEMENS WATER TECHNOLOGIES 5375 S. BOYLE AVE. LOS ANGELES, CA. 90058
1/25/2010	NON-HAZARDOUS WASTE LIQUID (GETS GROUNDWATER)	38060	LBS.	MP ENVIRONMENTAL SERVICES 3400 MANOR STREET, BAKERSFIELD, CA 93308	SOUTHWEST PROCESSORS INC. 4120 BANDINI BLVD. LOS ANGELES, CA.
1/25/2010	NON-HAZARDOUS WASTE LIQUID (GETS GROUNDWATER)	23340	LBS.	MP ENVIRONMENTAL SERVICES 3400 MANOR STREET, BAKERSFIELD, CA 93308	SOUTHWEST PROCESSORS INC. 4120 BANDINI BLVD. LOS ANGELES, CA.
1/26/2010	WASTE WATER FROM AREA II SEWAGE TREATMENT PLANT	5000	GAL.	SOUTHWEST PROCESSORS INC. 4120 BANDINI BLVD. LOS ANGELES, CA.	LACSD Saugus
1/26/2010	WASTE WATER FROM AREA II SEWAGE TREATMENT PLANT	5000	GAL.	SOUTHWEST PROCESSORS INC. 4120 BANDINI BLVD. LOS ANGELES, CA.	LACSD Saugus
1/26/2010	WASTE WATER FROM AREA II SEWAGE TREATMENT PLANT	5000	GAL.	SOUTHWEST PROCESSORS INC. 4120 BANDINI BLVD. LOS ANGELES, CA.	LACSD Carson
1/28/2010	HAZARDOUS WASTE LIQUID (TRICHLOROETHENE)	41740	LBS.	MP ENVIRONMENTAL SERVICES 3400 MANOR STREET, BAKERSFIELD, CA 93308	SIEMENS WATER TECHNOLOGIES 5375 S. BOYLE AVE. LOS ANGELES, CA. 90058
1/28/2010	HAZARDOUS WASTE LIQUID (TRICHLOROETHENE)	39100	LBS.	MP ENVIRONMENTAL SERVICES 3400 MANOR STREET, BAKERSFIELD, CA 93308	SIEMENS WATER TECHNOLOGIES 5375 S. BOYLE AVE. LOS ANGELES, CA. 90058
1/29/2010	HAZARDOUS WASTE LIQUID (TRICHLOROETHENE)	40220	LBS.	MP ENVIRONMENTAL SERVICES 3400 MANOR STREET, BAKERSFIELD, CA 93308	SIEMENS WATER TECHNOLOGIES 5375 S. BOYLE AVE. LOS ANGELES, CA. 90058

**TABLE B-2
THE BOEING COMPANY**

**NPDES PERMIT CA0001309
LIQUID WASTE SHIPMENTS
February 2010**

DATE SHIPPED	TYPE OF LIQUID	QTY.	UNITS	TRANSPORTER	DESTINATION
2/1/2010	WASTE WATER FROM AREA I SEWAGE TREATMENT PLANT	5000	GAL.	SOUTHWEST PROCESSORS INC. 4120 BANDINI BLVD. LOS ANGELES, CA.	LACSD Saugus
2/1/2010	WASTE WATER FROM AREA I SEWAGE TREATMENT PLANT	5000	GAL.	SOUTHWEST PROCESSORS INC. 4120 BANDINI BLVD. LOS ANGELES, CA.	LACSD Saugus
2/1/2010	WASTE WATER FROM AREA I SEWAGE TREATMENT PLANT	5000	GAL.	SOUTHWEST PROCESSORS INC. 4120 BANDINI BLVD. LOS ANGELES, CA.	LACSD Carson
2/1/2010	HAZARDOUS WASTE LIQUID (TRICHLOROETHENE)	41700	LBS.	MP ENVIRONMENTAL SERVICES 3400 MANOR STREET, BAKERSFIELD, CA 93308	SIEMENS WATER TECHNOLOGIES 5375 S. BOYLE AVE. LOS ANGELES, CA. 90058
2/2/2010	WASTE WATER FROM AREA III SEWAGE TREATMENT PLANT	5000	GAL.	SOUTHWEST PROCESSORS INC. 4120 BANDINI BLVD. LOS ANGELES, CA.	LACSD Saugus
2/2/2010	WASTE WATER FROM AREA III SEWAGE TREATMENT PLANT	5000	GAL.	SOUTHWEST PROCESSORS INC. 4120 BANDINI BLVD. LOS ANGELES, CA.	LACSD Saugus
2/2/2010	WASTE WATER FROM AREA III SEWAGE TREATMENT PLANT	5000	GAL.	SOUTHWEST PROCESSORS INC. 4120 BANDINI BLVD. LOS ANGELES, CA.	LACSD Carson
2/2/2010	HAZARDOUS WASTE LIQUID (TRICHLOROETHENE)	43640	LBS.	MP ENVIRONMENTAL SERVICES 3400 MANOR STREET, BAKERSFIELD, CA 93308	SIEMENS WATER TECHNOLOGIES 5375 S. BOYLE AVE. LOS ANGELES, CA. 90058
2/2/2010	HAZARDOUS WASTE LIQUID (TRICHLOROETHENE)	41620	LBS.	MP ENVIRONMENTAL SERVICES 3400 MANOR STREET, BAKERSFIELD, CA 93308	SIEMENS WATER TECHNOLOGIES 5375 S. BOYLE AVE. LOS ANGELES, CA. 90058
2/2/2010	NON-HAZARDOUS WASTE LIQUID (OUTFALL STORM WATER)	43240	LBS.	MP ENVIRONMENTAL SERVICES 3400 MANOR STREET, BAKERSFIELD, CA 93308	SOUTHWEST PROCESSORS INC. 4120 BANDINI BLVD. LOS ANGELES, CA.
2/2/2010	NON-HAZARDOUS WASTE LIQUID (OUTFALL STORM WATER)	43240	LBS.	SOUTHWEST PROCESSORS INC. 4120 BANDINI BLVD. LOS ANGELES, CA.	SOUTHWEST PROCESSORS INC. 4120 BANDINI BLVD. LOS ANGELES, CA.
2/2/2010	NON-HAZARDOUS WASTE LIQUID (OUTFALL STORM WATER)	42980	LBS.	SOUTHWEST PROCESSORS INC. 4120 BANDINI BLVD. LOS ANGELES, CA.	SOUTHWEST PROCESSORS INC. 4120 BANDINI BLVD. LOS ANGELES, CA.
2/3/2010	HAZARDOUS WASTE LIQUID (TRICHLOROETHENE)	43120	LBS.	MP ENVIRONMENTAL SERVICES 3400 MANOR STREET, BAKERSFIELD, CA 93308	SIEMENS WATER TECHNOLOGIES 5375 S. BOYLE AVE. LOS ANGELES, CA. 90058
2/3/2010	HAZARDOUS WASTE LIQUID (TRICHLOROETHENE)	41980	LBS.	MP ENVIRONMENTAL SERVICES 3400 MANOR STREET, BAKERSFIELD, CA 93308	SIEMENS WATER TECHNOLOGIES 5375 S. BOYLE AVE. LOS ANGELES, CA. 90058
2/3/2010	NON-HAZARDOUS WASTE LIQUID (OUTFALL STORM WATER)	41600	LBS.	SOUTHWEST PROCESSORS INC. 4120 BANDINI BLVD. LOS ANGELES, CA.	SOUTHWEST PROCESSORS INC. 4120 BANDINI BLVD. LOS ANGELES, CA.
2/3/2010	NON-HAZARDOUS WASTE LIQUID (OUTFALL STORM WATER)	41240	LBS.	SOUTHWEST PROCESSORS INC. 4120 BANDINI BLVD. LOS ANGELES, CA.	SOUTHWEST PROCESSORS INC. 4120 BANDINI BLVD. LOS ANGELES, CA.
2/3/2010	NON-HAZARDOUS WASTE LIQUID (OUTFALL STORM WATER)	45180	LBS.	SOUTHWEST PROCESSORS INC. 4120 BANDINI BLVD. LOS ANGELES, CA.	SOUTHWEST PROCESSORS INC. 4120 BANDINI BLVD. LOS ANGELES, CA.

**TABLE B-2
THE BOEING COMPANY**

**NPDES PERMIT CA0001309
LIQUID WASTE SHIPMENTS
February 2010**

DATE SHIPPED	TYPE OF LIQUID	QTY.	UNITS	TRANSPORTER	DESTINATION
2/3/2010	NON-HAZARDOUS WASTE LIQUID (REGULATED BLDG. 4024 WATER)	39680	LBS.	MP ENVIRONMENTAL SERVICES 3400 MANOR STREET, BAKERSFIELD, CA 93308	SOUTHWEST PROCESSORS INC. 4120 BANDINI BLVD. LOS ANGELES, CA.
2/4/2010	NON-RCRA HAZARDOUS WASTE LIQUID (OIL)	621	LBS.	VEOLIA ENVIRONMENTAL SERVICES INC. 1704 W. FIRST ST. AZUSA, CA. 91702	VEOLIA ENVIRONMENTAL SERVICES INC. 1704 W. FIRST ST. AZUSA, CA. 91702
2/4/2010	HAZARDOUS WASTE LIQUID (TRICHLOROETHENE)	40140	LBS.	MP ENVIRONMENTAL SERVICES 3400 MANOR STREET, BAKERSFIELD, CA 93308	SIEMENS WATER TECHNOLOGIES 5375 S. BOYLE AVE. LOS ANGELES, CA. 90058
2/4/2010	NON-HAZARDOUS WASTE LIQUID (REGULATED BLDG. 4024 WATER)	39940	LBS.	MP ENVIRONMENTAL SERVICES 3400 MANOR STREET, BAKERSFIELD, CA 93308	SOUTHWEST PROCESSORS INC. 4120 BANDINI BLVD. LOS ANGELES, CA.
2/4/2010	NON-HAZARDOUS WASTE LIQUID (REGULATED BLDG. 4024 WATER)	32500	LBS.	MP ENVIRONMENTAL SERVICES 3400 MANOR STREET, BAKERSFIELD, CA 93308	SOUTHWEST PROCESSORS INC. 4120 BANDINI BLVD. LOS ANGELES, CA.
2/4/2010	NON-HAZARDOUS WASTE LIQUID (GETS GROUNDWATER)	41020	LBS.	MP ENVIRONMENTAL SERVICES 3400 MANOR STREET, BAKERSFIELD, CA 93308	SOUTHWEST PROCESSORS INC. 4120 BANDINI BLVD. LOS ANGELES, CA.
2/4/2010	NON-HAZARDOUS WASTE LIQUID (GETS GROUNDWATER)	28240	LBS.	MP ENVIRONMENTAL SERVICES 3400 MANOR STREET, BAKERSFIELD, CA 93308	SOUTHWEST PROCESSORS INC. 4120 BANDINI BLVD. LOS ANGELES, CA.
2/4/2010	NON-HAZARDOUS WASTE LIQUID (OUTFALL STORM WATER)	40780	LBS.	SOUTHWEST PROCESSORS INC. 4120 BANDINI BLVD. LOS ANGELES, CA.	SOUTHWEST PROCESSORS INC. 4120 BANDINI BLVD. LOS ANGELES, CA.
2/5/2010	HAZARDOUS WASTE LIQUID (TRICHLOROETHENE)	42340	LBS.	MP ENVIRONMENTAL SERVICES 3400 MANOR STREET, BAKERSFIELD, CA 93308	SIEMENS WATER TECHNOLOGIES 5375 S. BOYLE AVE. LOS ANGELES, CA. 90058
2/5/2010	NON-HAZARDOUS WASTE LIQUID (OUTFALL STORM WATER)	44060	LBS.	SOUTHWEST PROCESSORS INC. 4120 BANDINI BLVD. LOS ANGELES, CA.	SOUTHWEST PROCESSORS INC. 4120 BANDINI BLVD. LOS ANGELES, CA.
2/5/2010	NON-HAZARDOUS WASTE LIQUID (OUTFALL STORM WATER)	40400	LBS.	MP ENVIRONMENTAL SERVICES 3400 MANOR STREET, BAKERSFIELD, CA 93308	SOUTHWEST PROCESSORS INC. 4120 BANDINI BLVD. LOS ANGELES, CA.
2/5/2010	NON-HAZARDOUS WASTE LIQUID (OUTFALL STORM WATER)	40660	LBS.	MP ENVIRONMENTAL SERVICES 3400 MANOR STREET, BAKERSFIELD, CA 93308	SOUTHWEST PROCESSORS INC. 4120 BANDINI BLVD. LOS ANGELES, CA.
2/5/2010	NON-HAZARDOUS WASTE LIQUID (OUTFALL STORM WATER)	38640	LBS.	MP ENVIRONMENTAL SERVICES 3400 MANOR STREET, BAKERSFIELD, CA 93308	SOUTHWEST PROCESSORS INC. 4120 BANDINI BLVD. LOS ANGELES, CA.
2/6/2010	NON-HAZARDOUS WASTE LIQUID (OUTFALL STORM WATER)	36680	LBS.	MP ENVIRONMENTAL SERVICES 3400 MANOR STREET, BAKERSFIELD, CA 93308	SOUTHWEST PROCESSORS INC. 4120 BANDINI BLVD. LOS ANGELES, CA.
2/8/2010	WASTE WATER FROM AREA I SEWAGE TREATMENT PLANT	5000	GAL.	SOUTHWEST PROCESSORS INC. 4120 BANDINI BLVD. LOS ANGELES, CA.	LACSD Saugus
2/8/2010	WASTE WATER FROM AREA II SEWAGE TREATMENT PLANT	5000	GAL.	SOUTHWEST PROCESSORS INC. 4120 BANDINI BLVD. LOS ANGELES, CA.	LACSD Saugus
2/8/2010	WASTE WATER FROM AREA III SEWAGE TREATMENT PLANT	5000	GAL.	SOUTHWEST PROCESSORS INC. 4120 BANDINI BLVD. LOS ANGELES, CA.	LACSD Carson

**TABLE B-2
THE BOEING COMPANY**

**NPDES PERMIT CA0001309
LIQUID WASTE SHIPMENTS
February 2010**

DATE SHIPPED	TYPE OF LIQUID	QTY.	UNITS	TRANSPORTER	DESTINATION
2/8/2010	HAZARDOUS WASTE LIQUID (TRICHLOROETHENE)	40560	LBS.	MP ENVIRONMENTAL SERVICES 3400 MANOR STREET, BAKERSFIELD, CA 93308	SIEMENS WATER TECHNOLOGIES 5375 S. BOYLE AVE. LOS ANGELES, CA. 90058
2/8/2010	NON-HAZARDOUS WASTE LIQUID (OUTFALL STORM WATER)	39900	LBS.	MP ENVIRONMENTAL SERVICES 3400 MANOR STREET, BAKERSFIELD, CA 93308	SOUTHWEST PROCESSORS INC. 4120 BANDINI BLVD. LOS ANGELES, CA.
2/8/2010	NON-HAZARDOUS WASTE LIQUID (OUTFALL STORM WATER)	40100	LBS.	MP ENVIRONMENTAL SERVICES 3400 MANOR STREET, BAKERSFIELD, CA 93308	SOUTHWEST PROCESSORS INC. 4120 BANDINI BLVD. LOS ANGELES, CA.
2/8/2010	NON-HAZARDOUS WASTE LIQUID (OUTFALL STORM WATER)	38380	LBS.	MP ENVIRONMENTAL SERVICES 3400 MANOR STREET, BAKERSFIELD, CA 93308	SOUTHWEST PROCESSORS INC. 4120 BANDINI BLVD. LOS ANGELES, CA.
2/8/2010	NON-HAZARDOUS WASTE LIQUID (OUTFALL STORM WATER)	41200	LBS.	MP ENVIRONMENTAL SERVICES 3400 MANOR STREET, BAKERSFIELD, CA 93308	SOUTHWEST PROCESSORS INC. 4120 BANDINI BLVD. LOS ANGELES, CA.
2/8/2010	NON-HAZARDOUS WASTE LIQUID (OUTFALL STORM WATER)	42040	LBS.	SOUTHWEST PROCESSORS INC. 4120 BANDINI BLVD. LOS ANGELES, CA.	SOUTHWEST PROCESSORS INC. 4120 BANDINI BLVD. LOS ANGELES, CA.
2/8/2010	NON-HAZARDOUS WASTE LIQUID (OUTFALL STORM WATER)	42500	LBS.	SOUTHWEST PROCESSORS INC. 4120 BANDINI BLVD. LOS ANGELES, CA.	SOUTHWEST PROCESSORS INC. 4120 BANDINI BLVD. LOS ANGELES, CA.
2/8/2010	NON-HAZARDOUS WASTE LIQUID (OUTFALL STORM WATER)	41620	LBS.	SOUTHWEST PROCESSORS INC. 4120 BANDINI BLVD. LOS ANGELES, CA.	SOUTHWEST PROCESSORS INC. 4120 BANDINI BLVD. LOS ANGELES, CA.
2/9/2010	WASTE WATER FROM AREA I SEWAGE TREATMENT PLANT	5000	GAL.	SOUTHWEST PROCESSORS INC. 4120 BANDINI BLVD. LOS ANGELES, CA.	LACSD Saugus
2/9/2010	WASTE WATER FROM AREA III SEWAGE TREATMENT PLANT	5000	GAL.	SOUTHWEST PROCESSORS INC. 4120 BANDINI BLVD. LOS ANGELES, CA.	LACSD Saugus
2/9/2010	WASTE WATER FROM AREA III SEWAGE TREATMENT PLANT	5000	GAL.	SOUTHWEST PROCESSORS INC. 4120 BANDINI BLVD. LOS ANGELES, CA.	LACSD Carson
2/9/2010	HAZARDOUS WASTE LIQUID (TRICHLOROETHENE)	41420	LBS.	MP ENVIRONMENTAL SERVICES 3400 MANOR STREET, BAKERSFIELD, CA 93308	SIEMENS WATER TECHNOLOGIES 5375 S. BOYLE AVE. LOS ANGELES, CA. 90058
2/9/2010	NON-HAZARDOUS WASTE LIQUID (OUTFALL STORM WATER)	39280	LBS.	SOUTHWEST PROCESSORS INC. 4120 BANDINI BLVD. LOS ANGELES, CA.	SOUTHWEST PROCESSORS INC. 4120 BANDINI BLVD. LOS ANGELES, CA.
2/9/2010	NON-HAZARDOUS WASTE LIQUID (OUTFALL STORM WATER)	41640	LBS.	SOUTHWEST PROCESSORS INC. 4120 BANDINI BLVD. LOS ANGELES, CA.	SOUTHWEST PROCESSORS INC. 4120 BANDINI BLVD. LOS ANGELES, CA.
2/9/2010	NON-HAZARDOUS WASTE LIQUID (OUTFALL STORM WATER)	37020	LBS.	SOUTHWEST PROCESSORS INC. 4120 BANDINI BLVD. LOS ANGELES, CA.	SOUTHWEST PROCESSORS INC. 4120 BANDINI BLVD. LOS ANGELES, CA.
2/10/2010	HAZARDOUS WASTE LIQUID (TRICHLOROETHENE)	39060	LBS.	MP ENVIRONMENTAL SERVICES 3400 MANOR STREET, BAKERSFIELD, CA 93308	SIEMENS WATER TECHNOLOGIES 5375 S. BOYLE AVE. LOS ANGELES, CA. 90058
2/10/2010	NON-HAZARDOUS WASTE LIQUID (OUTFALL STORM WATER)	45060	LBS.	SOUTHWEST PROCESSORS INC. 4120 BANDINI BLVD. LOS ANGELES, CA.	SOUTHWEST PROCESSORS INC. 4120 BANDINI BLVD. LOS ANGELES, CA.

**TABLE B-2
THE BOEING COMPANY**

**NPDES PERMIT CA0001309
LIQUID WASTE SHIPMENTS
February 2010**

DATE SHIPPED	TYPE OF LIQUID	QTY.	UNITS	TRANSPORTER	DESTINATION
2/12/2010	HAZARDOUS WASTE LIQUID (TRICHLOROETHENE)	28460	LBS.	MP ENVIRONMENTAL SERVICES 3400 MANOR STREET, BAKERSFIELD, CA 93308	SIEMENS WATER TECHNOLOGIES 5375 S. BOYLE AVE. LOS ANGELES, CA. 90058
2/15/2010	WASTE WATER FROM AREA I SEWAGE TREATMENT PLANT	5000	GAL.	SOUTHWEST PROCESSORS INC. 4120 BANDINI BLVD. LOS ANGELES, CA.	LACSD Saugus
2/15/2010	WASTE WATER FROM AREA II SEWAGE TREATMENT PLANT	5000	GAL.	SOUTHWEST PROCESSORS INC. 4120 BANDINI BLVD. LOS ANGELES, CA.	LACSD Saugus
2/15/2010	WASTE WATER FROM AREA II SEWAGE TREATMENT PLANT	5000	GAL.	SOUTHWEST PROCESSORS INC. 4120 BANDINI BLVD. LOS ANGELES, CA.	LACSD Carson
2/16/2010	WASTE WATER FROM AREA I SEWAGE TREATMENT PLANT	5000	GAL.	SOUTHWEST PROCESSORS INC. 4120 BANDINI BLVD. LOS ANGELES, CA.	LACSD Saugus
2/16/2010	WASTE WATER FROM AREA II SEWAGE TREATMENT PLANT	5000	GAL.	SOUTHWEST PROCESSORS INC. 4120 BANDINI BLVD. LOS ANGELES, CA.	LACSD Saugus
2/16/2010	WASTE WATER FROM AREA II SEWAGE TREATMENT PLANT	5000	GAL.	SOUTHWEST PROCESSORS INC. 4120 BANDINI BLVD. LOS ANGELES, CA.	LACSD Carson
2/16/2010	NON-HAZARDOUS WASTE LIQUID (REGULATED BLDG. 4024 WATER)	43140	LBS.	SOUTHWEST PROCESSORS INC. 4120 BANDINI BLVD. LOS ANGELES, CA.	SOUTHWEST PROCESSORS INC. 4120 BANDINI BLVD. LOS ANGELES, CA.
2/16/2010	NON-HAZARDOUS WASTE LIQUID (REGULATED BLDG. 4024 WATER)	43520	LBS.	SOUTHWEST PROCESSORS INC. 4120 BANDINI BLVD. LOS ANGELES, CA.	SOUTHWEST PROCESSORS INC. 4120 BANDINI BLVD. LOS ANGELES, CA.
2/16/2010	NON-HAZARDOUS WASTE LIQUID (REGULATED BLDG. 4024 WATER)	42740	LBS.	SOUTHWEST PROCESSORS INC. 4120 BANDINI BLVD. LOS ANGELES, CA.	SOUTHWEST PROCESSORS INC. 4120 BANDINI BLVD. LOS ANGELES, CA.
2/16/2010	NON-HAZARDOUS WASTE LIQUID (GETS GROUNDWATER)	33260	LBS.	MP ENVIRONMENTAL SERVICES 3400 MANOR STREET, BAKERSFIELD, CA 93308	SOUTHWEST PROCESSORS INC. 4120 BANDINI BLVD. LOS ANGELES, CA.
2/17/2010	NON-HAZARDOUS WASTE LIQUID (REGULATED BLDG. 4024 WATER)	14620	LBS.	SOUTHWEST PROCESSORS INC. 4120 BANDINI BLVD. LOS ANGELES, CA.	SOUTHWEST PROCESSORS INC. 4120 BANDINI BLVD. LOS ANGELES, CA.
2/19/2010	HAZARDOUS WASTE LIQUID (TRICHLOROETHENE)	17580	LBS.	MP ENVIRONMENTAL SERVICES 3400 MANOR STREET, BAKERSFIELD, CA 93308	SIEMENS WATER TECHNOLOGIES 5375 S. BOYLE AVE. LOS ANGELES, CA. 90058
2/22/2010	WASTE WATER FROM AREA I SEWAGE TREATMENT PLANT	5000	GAL.	SOUTHWEST PROCESSORS INC. 4120 BANDINI BLVD. LOS ANGELES, CA.	LACSD Saugus
2/22/2010	WASTE WATER FROM AREA II SEWAGE TREATMENT PLANT	5000	GAL.	SOUTHWEST PROCESSORS INC. 4120 BANDINI BLVD. LOS ANGELES, CA.	LACSD Saugus
2/22/2010	WASTE WATER FROM AREA II SEWAGE TREATMENT PLANT	5000	GAL.	SOUTHWEST PROCESSORS INC. 4120 BANDINI BLVD. LOS ANGELES, CA.	LACSD Carson
2/23/2010	WASTE WATER FROM AREA I SEWAGE TREATMENT PLANT	5000	GAL.	SOUTHWEST PROCESSORS INC. 4120 BANDINI BLVD. LOS ANGELES, CA.	LACSD Saugus

**TABLE B-2
THE BOEING COMPANY**

**NPDES PERMIT CA0001309
LIQUID WASTE SHIPMENTS
February 2010**

DATE SHIPPED	TYPE OF LIQUID	QTY.	UNITS	TRANSPORTER	DESTINATION
2/23/2010	WASTE WATER FROM AREA II SEWAGE TREATMENT PLANT	5000	GAL.	SOUTHWEST PROCESSORS INC. 4120 BANDINI BLVD. LOS ANGELES, CA.	LACSD Saugus
2/23/2010	WASTE WATER FROM AREA II SEWAGE TREATMENT PLANT	5000	GAL.	SOUTHWEST PROCESSORS INC. 4120 BANDINI BLVD. LOS ANGELES, CA.	LACSD Carson
2/24/2010	NON-HAZARDOUS WASTE LIQUID (GETS GROUNDWATER)	39500	LBS.	MP ENVIRONMENTAL SERVICES 3400 MANOR STREET, BAKERSFIELD, CA 93308	SOUTHWEST PROCESSORS INC. 4120 BANDINI BLVD. LOS ANGELES, CA.
2/24/2010	NON-HAZARDOUS WASTE LIQUID (GETS GROUNDWATER)	40660	LBS.	MP ENVIRONMENTAL SERVICES 3400 MANOR STREET, BAKERSFIELD, CA 93308	SOUTHWEST PROCESSORS INC. 4120 BANDINI BLVD. LOS ANGELES, CA.
2/25/2010	NON-HAZARDOUS WASTE LIQUID (GETS GROUNDWATER)	39320	LBS.	MP ENVIRONMENTAL SERVICES 3400 MANOR STREET, BAKERSFIELD, CA 93308	SOUTHWEST PROCESSORS INC. 4120 BANDINI BLVD. LOS ANGELES, CA.
2/25/2010	NON-HAZARDOUS WASTE LIQUID (GETS GROUNDWATER)	42020	LBS.	MP ENVIRONMENTAL SERVICES 3400 MANOR STREET, BAKERSFIELD, CA 93308	SOUTHWEST PROCESSORS INC. 4120 BANDINI BLVD. LOS ANGELES, CA.
2/26/2010	NON-HAZARDOUS WASTE LIQUID (GETS GROUNDWATER)	42320	LBS.	MP ENVIRONMENTAL SERVICES 3400 MANOR STREET, BAKERSFIELD, CA 93308	SOUTHWEST PROCESSORS INC. 4120 BANDINI BLVD. LOS ANGELES, CA.
2/26/2010	NON-HAZARDOUS WASTE LIQUID (GETS GROUNDWATER)	43000	LBS.	MP ENVIRONMENTAL SERVICES 3400 MANOR STREET, BAKERSFIELD, CA 93308	SOUTHWEST PROCESSORS INC. 4120 BANDINI BLVD. LOS ANGELES, CA.

**TABLE B-3
THE BOEING COMPANY**

**NPDES PERMIT CA0001309
LIQUID WASTE SHIPMENTS
March 2010**

DATE SHIPPED	TYPE OF LIQUID	QTY.	UNITS	TRANSPORTER	DESTINATION
3/1/2010	WASTE WATER FROM AREA I SEWAGE TREATMENT PLANT	5000	GAL.	SOUTHWEST PROCESSORS INC. 4120 BANDINI BLVD. LOS ANGELES, CA.	LACSD Saugus
3/1/2010	WASTE WATER FROM AREA III SEWAGE TREATMENT PLANT	5000	GAL.	SOUTHWEST PROCESSORS INC. 4120 BANDINI BLVD. LOS ANGELES, CA.	LACSD Saugus
3/1/2010	WASTE WATER FROM AREA III SEWAGE TREATMENT PLANT	5000	GAL.	SOUTHWEST PROCESSORS INC. 4120 BANDINI BLVD. LOS ANGELES, CA.	LACSD Carson
3/1/2010	NON-HAZARDOUS WASTE LIQUID (GETS GROUNDWATER)	33620	LBS.	MP ENVIRONMENTAL SERVICES 3400 MANOR STREET, BAKERSFIELD, CA 93308	SOUTHWEST PROCESSORS INC. 4120 BANDINI BLVD. LOS ANGELES, CA.
3/2/2010	WASTE WATER FROM AREA I SEWAGE TREATMENT PLANT	5000	GAL.	SOUTHWEST PROCESSORS INC. 4120 BANDINI BLVD. LOS ANGELES, CA.	LACSD Saugus
3/2/2010	WASTE WATER FROM AREA III SEWAGE TREATMENT PLANT	5000	GAL.	SOUTHWEST PROCESSORS INC. 4120 BANDINI BLVD. LOS ANGELES, CA.	LACSD Saugus
3/2/2010	WASTE WATER FROM AREA III SEWAGE TREATMENT PLANT	5000	GAL.	SOUTHWEST PROCESSORS INC. 4120 BANDINI BLVD. LOS ANGELES, CA.	LACSD Carson
3/2/2010	NON-HAZARDOUS WASTE LIQUID (REGULATED BLDG. 4024 WATER)	45600	LBS.	SOUTHWEST PROCESSORS INC. 4120 BANDINI BLVD. LOS ANGELES, CA.	SOUTHWEST PROCESSORS INC. 4120 BANDINI BLVD. LOS ANGELES, CA.
3/2/2010	NON-HAZARDOUS WASTE LIQUID (REGULATED BLDG. 4024 WATER)	41620	LBS.	SOUTHWEST PROCESSORS INC. 4120 BANDINI BLVD. LOS ANGELES, CA.	SOUTHWEST PROCESSORS INC. 4120 BANDINI BLVD. LOS ANGELES, CA.
3/2/2010	NON-HAZARDOUS WASTE LIQUID (REGULATED BLDG. 4024 WATER)	42280	LBS.	SOUTHWEST PROCESSORS INC. 4120 BANDINI BLVD. LOS ANGELES, CA.	SOUTHWEST PROCESSORS INC. 4120 BANDINI BLVD. LOS ANGELES, CA.
3/3/2010	NON-HAZARDOUS WASTE LIQUID (REGULATED BLDG. 4024 WATER)	36900	LBS.	SOUTHWEST PROCESSORS INC. 4120 BANDINI BLVD. LOS ANGELES, CA.	SOUTHWEST PROCESSORS INC. 4120 BANDINI BLVD. LOS ANGELES, CA.
3/8/2010	WASTE WATER FROM AREA I SEWAGE TREATMENT PLANT	5000	GAL.	SOUTHWEST PROCESSORS INC. 4120 BANDINI BLVD. LOS ANGELES, CA.	LACSD Saugus
3/8/2010	WASTE WATER FROM AREA III SEWAGE TREATMENT PLANT	5000	GAL.	SOUTHWEST PROCESSORS INC. 4120 BANDINI BLVD. LOS ANGELES, CA.	LACSD Saugus
3/8/2010	WASTE WATER FROM AREA III SEWAGE TREATMENT PLANT	5000	GAL.	SOUTHWEST PROCESSORS INC. 4120 BANDINI BLVD. LOS ANGELES, CA.	LACSD Carson
3/8/2010	NON-HAZARDOUS WASTE LIQUID (OUTFALL RINSE WATER)	41040	LBS.	SOUTHWEST PROCESSORS INC. 4120 BANDINI BLVD. LOS ANGELES, CA.	SOUTHWEST PROCESSORS INC. 4120 BANDINI BLVD. LOS ANGELES, CA.
3/8/2010	NON-HAZARDOUS WASTE LIQUID (OUTFALL RINSE WATER)	43160	LBS.	SOUTHWEST PROCESSORS INC. 4120 BANDINI BLVD. LOS ANGELES, CA.	SOUTHWEST PROCESSORS INC. 4120 BANDINI BLVD. LOS ANGELES, CA.
3/9/2010	WASTE WATER FROM AREA I SEWAGE TREATMENT PLANT	5000	GAL.	SOUTHWEST PROCESSORS INC. 4120 BANDINI BLVD. LOS ANGELES, CA.	LACSD Saugus

**TABLE B-3
THE BOEING COMPANY**

**NPDES PERMIT CA0001309
LIQUID WASTE SHIPMENTS
March 2010**

DATE SHIPPED	TYPE OF LIQUID	QTY.	UNITS	TRANSPORTER	DESTINATION
3/9/2010	WASTE WATER FROM AREA II SEWAGE TREATMENT PLANT	5000	GAL.	SOUTHWEST PROCESSORS INC. 4120 BANDINI BLVD. LOS ANGELES, CA.	LACSD Saugus
3/9/2010	WASTE WATER FROM AREA II SEWAGE TREATMENT PLANT	5000	GAL.	SOUTHWEST PROCESSORS INC. 4120 BANDINI BLVD. LOS ANGELES, CA.	LACSD Carson
3/9/2010	NON-HAZARDOUS WASTE LIQUID (OUTFALL RINSE WATER)	43520	LBS.	SOUTHWEST PROCESSORS INC. 4120 BANDINI BLVD. LOS ANGELES, CA.	SOUTHWEST PROCESSORS INC. 4120 BANDINI BLVD. LOS ANGELES, CA.
3/9/2010	NON-HAZARDOUS WASTE LIQUID (OUTFALL RINSE WATER)	30960	LBS.	SOUTHWEST PROCESSORS INC. 4120 BANDINI BLVD. LOS ANGELES, CA.	SOUTHWEST PROCESSORS INC. 4120 BANDINI BLVD. LOS ANGELES, CA.
3/9/2010	NON-HAZARDOUS WASTE LIQUID (GETS GROUNDWATER)	42160	LBS.	MP ENVIRONMENTAL SERVICES 3400 MANOR STREET, BAKERSFIELD, CA 93308	SOUTHWEST PROCESSORS INC. 4120 BANDINI BLVD. LOS ANGELES, CA.
3/9/2010	NON-HAZARDOUS WASTE LIQUID (GETS GROUNDWATER)	39860	LBS.	MP ENVIRONMENTAL SERVICES 3400 MANOR STREET, BAKERSFIELD, CA 93308	SOUTHWEST PROCESSORS INC. 4120 BANDINI BLVD. LOS ANGELES, CA.
3/10/2010	NON-HAZARDOUS WASTE LIQUID (GETS GROUNDWATER)	42900	LBS.	MP ENVIRONMENTAL SERVICES 3400 MANOR STREET, BAKERSFIELD, CA 93308	SOUTHWEST PROCESSORS INC. 4120 BANDINI BLVD. LOS ANGELES, CA.
3/10/2010	NON-HAZARDOUS WASTE LIQUID (GETS GROUNDWATER)	42120	LBS.	MP ENVIRONMENTAL SERVICES 3400 MANOR STREET, BAKERSFIELD, CA 93308	SOUTHWEST PROCESSORS INC. 4120 BANDINI BLVD. LOS ANGELES, CA.
3/11/2010	NON-HAZARDOUS WASTE LIQUID (GETS GROUNDWATER)	42170	LBS.	MP ENVIRONMENTAL SERVICES 3400 MANOR STREET, BAKERSFIELD, CA 93308	SOUTHWEST PROCESSORS INC. 4120 BANDINI BLVD. LOS ANGELES, CA.
3/11/2010	NON-HAZARDOUS WASTE LIQUID (GETS GROUNDWATER)	42400	LBS.	MP ENVIRONMENTAL SERVICES 3400 MANOR STREET, BAKERSFIELD, CA 93308	SOUTHWEST PROCESSORS INC. 4120 BANDINI BLVD. LOS ANGELES, CA.
3/12/2010	NON-HAZARDOUS WASTE LIQUID (GETS GROUNDWATER)	42760	LBS.	MP ENVIRONMENTAL SERVICES 3400 MANOR STREET, BAKERSFIELD, CA 93308	SOUTHWEST PROCESSORS INC. 4120 BANDINI BLVD. LOS ANGELES, CA.
3/12/2010	NON-HAZARDOUS WASTE LIQUID (GETS GROUNDWATER)	42240	LBS.	MP ENVIRONMENTAL SERVICES 3400 MANOR STREET, BAKERSFIELD, CA 93308	SOUTHWEST PROCESSORS INC. 4120 BANDINI BLVD. LOS ANGELES, CA.
3/15/2010	WASTE WATER FROM AREA I SEWAGE TREATMENT PLANT	5000	GAL.	SOUTHWEST PROCESSORS INC. 4120 BANDINI BLVD. LOS ANGELES, CA.	LACSD Saugus
3/15/2010	WASTE WATER FROM AREA II SEWAGE TREATMENT PLANT	5000	GAL.	SOUTHWEST PROCESSORS INC. 4120 BANDINI BLVD. LOS ANGELES, CA.	LACSD Saugus
3/15/2010	WASTE WATER FROM AREA II SEWAGE TREATMENT PLANT	5000	GAL.	SOUTHWEST PROCESSORS INC. 4120 BANDINI BLVD. LOS ANGELES, CA.	LACSD Carson
3/15/2010	NON-HAZARDOUS WASTE LIQUID (GETS GROUNDWATER)	42640	LBS.	MP ENVIRONMENTAL SERVICES 3400 MANOR STREET, BAKERSFIELD, CA 93308	SOUTHWEST PROCESSORS INC. 4120 BANDINI BLVD. LOS ANGELES, CA.
3/16/2010	WASTE WATER FROM AREA I SEWAGE TREATMENT PLANT	5000	GAL.	SOUTHWEST PROCESSORS INC. 4120 BANDINI BLVD. LOS ANGELES, CA.	LACSD Saugus

**TABLE B-3
THE BOEING COMPANY**

**NPDES PERMIT CA0001309
LIQUID WASTE SHIPMENTS
March 2010**

DATE SHIPPED	TYPE OF LIQUID	QTY.	UNITS	TRANSPORTER	DESTINATION
3/16/2010	WASTE WATER FROM AREA III SEWAGE TREATMENT PLANT	5000	GAL.	SOUTHWEST PROCESSORS INC. 4120 BANDINI BLVD. LOS ANGELES, CA.	LACSD Saugus
3/16/2010	WASTE WATER FROM AREA III SEWAGE TREATMENT PLANT	5000	GAL.	SOUTHWEST PROCESSORS INC. 4120 BANDINI BLVD. LOS ANGELES, CA.	LACSD Carson
3/16/2010	NON-HAZARDOUS WASTE LIQUID (GETS GROUNDWATER)	42520	LBS.	MP ENVIRONMENTAL SERVICES 3400 MANOR STREET, BAKERSFIELD, CA 93308	SOUTHWEST PROCESSORS INC. 4120 BANDINI BLVD. LOS ANGELES, CA.
3/16/2010	NON-HAZARDOUS WASTE LIQUID (GETS GROUNDWATER)	43620	LBS.	MP ENVIRONMENTAL SERVICES 3400 MANOR STREET, BAKERSFIELD, CA 93308	SOUTHWEST PROCESSORS INC. 4120 BANDINI BLVD. LOS ANGELES, CA.
3/17/2010	NON-HAZARDOUS WASTE LIQUID (GETS GROUNDWATER)	42760	LBS.	MP ENVIRONMENTAL SERVICES 3400 MANOR STREET, BAKERSFIELD, CA 93308	SOUTHWEST PROCESSORS INC. 4120 BANDINI BLVD. LOS ANGELES, CA.
3/17/2010	NON-HAZARDOUS WASTE LIQUID (GETS GROUNDWATER)	42460	LBS.	MP ENVIRONMENTAL SERVICES 3400 MANOR STREET, BAKERSFIELD, CA 93308	SOUTHWEST PROCESSORS INC. 4120 BANDINI BLVD. LOS ANGELES, CA.
3/18/2010	NON-HAZARDOUS WASTE LIQUID (GETS GROUNDWATER)	42900	LBS.	MP ENVIRONMENTAL SERVICES 3400 MANOR STREET, BAKERSFIELD, CA 93308	SOUTHWEST PROCESSORS INC. 4120 BANDINI BLVD. LOS ANGELES, CA.
3/18/2010	NON-HAZARDOUS WASTE LIQUID (GETS GROUNDWATER)	42740	LBS.	MP ENVIRONMENTAL SERVICES 3400 MANOR STREET, BAKERSFIELD, CA 93308	SOUTHWEST PROCESSORS INC. 4120 BANDINI BLVD. LOS ANGELES, CA.
3/19/2010	NON-HAZARDOUS WASTE LIQUID (GETS GROUNDWATER)	42660	LBS.	MP ENVIRONMENTAL SERVICES 3400 MANOR STREET, BAKERSFIELD, CA 93308	SOUTHWEST PROCESSORS INC. 4120 BANDINI BLVD. LOS ANGELES, CA.
3/19/2010	NON-HAZARDOUS WASTE LIQUID (GETS GROUNDWATER)	44060	LBS.	MP ENVIRONMENTAL SERVICES 3400 MANOR STREET, BAKERSFIELD, CA 93308	SOUTHWEST PROCESSORS INC. 4120 BANDINI BLVD. LOS ANGELES, CA.
3/22/2010	NON-HAZARDOUS WASTE LIQUID (GETS GROUNDWATER)	42940	LBS.	MP ENVIRONMENTAL SERVICES 3400 MANOR STREET, BAKERSFIELD, CA 93308	SOUTHWEST PROCESSORS INC. 4120 BANDINI BLVD. LOS ANGELES, CA.
3/22/2010	NON-HAZARDOUS WASTE LIQUID (GETS GROUNDWATER)	42940	LBS.	MP ENVIRONMENTAL SERVICES 3400 MANOR STREET, BAKERSFIELD, CA 93308	SOUTHWEST PROCESSORS INC. 4120 BANDINI BLVD. LOS ANGELES, CA.
3/23/2010	WASTE WATER FROM AREA I SEWAGE TREATMENT PLANT	5000	GAL.	SOUTHWEST PROCESSORS INC. 4120 BANDINI BLVD. LOS ANGELES, CA.	LACSD Saugus
3/23/2010	WASTE WATER FROM AREA II SEWAGE TREATMENT PLANT	5000	GAL.	SOUTHWEST PROCESSORS INC. 4120 BANDINI BLVD. LOS ANGELES, CA.	LACSD Saugus
3/23/2010	WASTE WATER FROM AREA III SEWAGE TREATMENT PLANT	5000	GAL.	SOUTHWEST PROCESSORS INC. 4120 BANDINI BLVD. LOS ANGELES, CA.	LACSD Carson
3/23/2010	NON-HAZARDOUS WASTE LIQUID (GETS GROUNDWATER)	42840	LBS.	MP ENVIRONMENTAL SERVICES 3400 MANOR STREET, BAKERSFIELD, CA 93308	SOUTHWEST PROCESSORS INC. 4120 BANDINI BLVD. LOS ANGELES, CA.
3/23/2010	NON-HAZARDOUS WASTE LIQUID (GETS GROUNDWATER)	42580	LBS.	MP ENVIRONMENTAL SERVICES 3400 MANOR STREET, BAKERSFIELD, CA 93308	SOUTHWEST PROCESSORS INC. 4120 BANDINI BLVD. LOS ANGELES, CA.

**TABLE B-3
THE BOEING COMPANY**

**NPDES PERMIT CA0001309
LIQUID WASTE SHIPMENTS
March 2010**

DATE SHIPPED	TYPE OF LIQUID	QTY.	UNITS	TRANSPORTER	DESTINATION
3/24/2010	NON-HAZARDOUS WASTE LIQUID (GETS GROUNDWATER)	42340	LBS.	MP ENVIRONMENTAL SERVICES 3400 MANOR STREET, BAKERSFIELD, CA 93308	SOUTHWEST PROCESSORS INC. 4120 BANDINI BLVD. LOS ANGELES, CA.
3/24/2010	NON-HAZARDOUS WASTE LIQUID (GETS GROUNDWATER)	42780	LBS.	MP ENVIRONMENTAL SERVICES 3400 MANOR STREET, BAKERSFIELD, CA 93308	SOUTHWEST PROCESSORS INC. 4120 BANDINI BLVD. LOS ANGELES, CA.
3/25/2010	NON-HAZARDOUS WASTE LIQUID (GETS GROUNDWATER)	42340	LBS.	MP ENVIRONMENTAL SERVICES 3400 MANOR STREET, BAKERSFIELD, CA 93308	SOUTHWEST PROCESSORS INC. 4120 BANDINI BLVD. LOS ANGELES, CA.
3/25/2010	NON-HAZARDOUS WASTE LIQUID (GETS GROUNDWATER)	42800	LBS.	MP ENVIRONMENTAL SERVICES 3400 MANOR STREET, BAKERSFIELD, CA 93308	SOUTHWEST PROCESSORS INC. 4120 BANDINI BLVD. LOS ANGELES, CA.
3/26/2010	NON-HAZARDOUS WASTE LIQUID (GETS GROUNDWATER)	42000	LBS.	MP ENVIRONMENTAL SERVICES 3400 MANOR STREET, BAKERSFIELD, CA 93308	SOUTHWEST PROCESSORS INC. 4120 BANDINI BLVD. LOS ANGELES, CA.
3/26/2010	NON-HAZARDOUS WASTE LIQUID (GETS GROUNDWATER)	42540	LBS.	MP ENVIRONMENTAL SERVICES 3400 MANOR STREET, BAKERSFIELD, CA 93308	SOUTHWEST PROCESSORS INC. 4120 BANDINI BLVD. LOS ANGELES, CA.
3/29/2010	NON-HAZARDOUS WASTE LIQUID (GETS GROUNDWATER)	42640	LBS.	MP ENVIRONMENTAL SERVICES 3400 MANOR STREET, BAKERSFIELD, CA 93308	SOUTHWEST PROCESSORS INC. 4120 BANDINI BLVD. LOS ANGELES, CA.
3/29/2010	NON-HAZARDOUS WASTE LIQUID (GETS GROUNDWATER)	42620	LBS.	MP ENVIRONMENTAL SERVICES 3400 MANOR STREET, BAKERSFIELD, CA 93308	SOUTHWEST PROCESSORS INC. 4120 BANDINI BLVD. LOS ANGELES, CA.
3/30/2010	WASTE WATER FROM AREA I SEWAGE TREATMENT PLANT	5000	GAL.	SOUTHWEST PROCESSORS INC. 4120 BANDINI BLVD. LOS ANGELES, CA.	LACSD Saugus
3/30/2010	WASTE WATER FROM AREA I SEWAGE TREATMENT PLANT	5000	GAL.	SOUTHWEST PROCESSORS INC. 4120 BANDINI BLVD. LOS ANGELES, CA.	LACSD Saugus
3/30/2010	WASTE WATER FROM AREA II SEWAGE TREATMENT PLANT	5000	GAL.	SOUTHWEST PROCESSORS INC. 4120 BANDINI BLVD. LOS ANGELES, CA.	LACSD Carson
3/30/2010	NON-HAZARDOUS WASTE LIQUID (GETS GROUNDWATER)	42900	LBS.	MP ENVIRONMENTAL SERVICES 3400 MANOR STREET, BAKERSFIELD, CA 93308	SOUTHWEST PROCESSORS INC. 4120 BANDINI BLVD. LOS ANGELES, CA.
3/30/2010	NON-HAZARDOUS WASTE LIQUID (GETS GROUNDWATER)	42920	LBS.	MP ENVIRONMENTAL SERVICES 3400 MANOR STREET, BAKERSFIELD, CA 93308	SOUTHWEST PROCESSORS INC. 4120 BANDINI BLVD. LOS ANGELES, CA.
3/31/2010	NON-HAZARDOUS WASTE LIQUID (GETS GROUNDWATER)	45680	LBS.	MP ENVIRONMENTAL SERVICES 3400 MANOR STREET, BAKERSFIELD, CA 93308	SOUTHWEST PROCESSORS INC. 4120 BANDINI BLVD. LOS ANGELES, CA.
3/31/2010	NON-HAZARDOUS WASTE LIQUID (GETS GROUNDWATER)	42860	LBS.	MP ENVIRONMENTAL SERVICES 3400 MANOR STREET, BAKERSFIELD, CA 93308	SOUTHWEST PROCESSORS INC. 4120 BANDINI BLVD. LOS ANGELES, CA.

APPENDIX C

FIRST QUARTER 2010 SUMMARY TABLES, DISCHARGE
MONITORING DATA

**FIRST QUARTER 2010 REPORTING SUMMARY NOTES
THE BOEING COMPANY
SANTA SUSANA FIELD LABORATORY
NPDES PERMIT CA0001309**

Notes:

1. For Dioxins and Furans, laboratory results may have been reported in picograms/liter (pg/L). However, the permit limit is stated in micrograms/liter (µg/L). To evaluate permit compliance, the laboratory results have been converted to µg/L, as necessary, to calculate the TCDD TEQ.
2. TCDD TEQs for the purpose of determining permit compliance are the sum of the products of the detected dioxin congener concentration multiplied by that congener's TEF. The resulting compliance TCDD TEQ does not include those congener concentrations that are reported as DNQ, as specified on Page 53 of the NPDES permit.
3. For some sample dates, pH was determined with a field instrument and was noted as such. These results were not validated. Since pH does not have an RL, the possible pH range is shown in the RL column.
4. The NPDES permit limit or benchmark limit for mercury of 0.10 µg/L (Outfalls 001, 002, 011, 018 and 019) and 0.13 µg/L (Outfalls 003-010) are not achievable by the laboratory; therefore, the laboratory reporting limit of 0.20 µg/L was used to determine compliance.
5. All of the following abbreviations and/or notes may not occur on every table.

-92.9 +/-200	A negative radiochemical analytical result indicates the count rate of the sample was less than the background condition
\$	reported result or other information was incorrectly reported by the laboratory; result was corrected by the data validator
--	based on validation of the data, a qualifier was not required
-/-	no permit limit established for daily maximum or monthly average
<(value)	analyte not detected at a concentration greater than or equal to the DL, MDL, or RL (see laboratory report for specific detail)
*	result not validated
*1	improper preservation of sample
*2	the ICP/MS ppb check standard was recovered above the control limit; therefore, the constituent detected was qualified as estimated (J)
*3	initial and or continuing calibration recoveries were outside acceptable control limits
*5	blank spike/blank spike duplicate relative percent difference was outside the control limit

**FIRST QUARTER 2010 REPORTING SUMMARY NOTES
THE BOEING COMPANY
SANTA SUSANA FIELD LABORATORY
NPDES PERMIT CA0001309**

*10	value was estimated detect or estimated non detect (J,UJ) due to deficiencies in quantitation of the constituent including constituents reported by the laboratory as Estimated Maximum Possible Concentration (EMPC) values
*11	no calibration was performed for this compound; result is reported as a tentatively identified compound (TIC)
ANR	analysis not required; e.g., constituent or outfall was not required by the permit to be sampled and analyzed (annual, semi-annual, etc.)
B	laboratory method blank contamination
C	calibration %RSD or %D were noncompliant
C5	Calibration verification %R was outside method control limits
%D	percent difference between the initial and continuing calibration relative response factors
deg F	degrees Fahrenheit
DL	detection limit
DNQ	detected but not quantified (constituent value greater than or equal to the laboratory method detection limit and less then the laboratory reporting limit)
E	duplicates show poor agreement
H	holding time was exceeded
I	ICP interference check solution results were unsatisfactory
J	estimated value
Ja	estimated value, analyte detected at a value less than the reporting limit (RL) and greater than or equal to the method detection limit (MDL). The user of this data should be aware that this data is of limited reliability.
K	The sample dilution's set-up did not meet the oxygen depletion criteria of at least 2 mg/l. Therefore, the reported result is an estimated value only.
L2	the laboratory control sample %R was below the method control limits
L	laboratory control sample %R was outside control limits
LOD	limit of detection
M1	matrix spike (MS) and/or MS duplicate were above the acceptance limits due to sample matrix interference
M2	the MS and/or MS duplicate were below the acceptance limits due to sample matrix interference
MDA	minimum detected activity
MDL	method detection limit
MGD	million gallons per day
MHA*	Due to high level of analyte in the sample, the MS/MSD calculation does not provide useful spike recovery information.
mg/L	milligrams per liter
ml/L/hr	milliliters per liter per hour

**FIRST QUARTER 2010 REPORTING SUMMARY NOTES
THE BOEING COMPANY
SANTA SUSANA FIELD LABORATORY
NPDES PERMIT CA0001309**

NA	not applicable; no permit limit established for the constituent and/or outfall
ND	analyte value less than the LOD or MDL
NM	not measured or determined
NTU	nephelometric turbidity unit
pCi/L	picocuries per liter
pg/L	picograms per liter
Q	matrix spike recovery outside of control limits
R	as a validation qualifier, results are rejected; the presence or absence of analyte cannot be verified
R	(reason code in parentheses) %R for calibration not within control limits
RL	laboratory reporting limit
RL-1	reporting limit raised due to sample matrix effects
%RSD	percent relative standard deviation
S	surrogate recovery was outside control limits
TEQ	toxic equivalent
T	presumed contamination, as indicated by a detect in the trip blank
TU _c	toxicity units (chronic)
U	result not detected
µg/L	micrograms per liter
UJ	result not detected at the estimated reporting limit
umhos/cm	micromhos per centimeter
WHO TEF	World Health Organization toxic equivalency factor
^	analysis not completed due to hold time exceedence or insufficient sample volume

OUTFALL 001 (South Slope below Perimeter Pond)

**FIRST QUARTER 2010 REPORTING SUMMARY
THE BOEING COMPANY
SANTA SUSANA FIELD LABORATORY
NPDES PERMIT CA0001309**

January 1 through March 31, 2010

ANALYTE	UNITS	Benchmark Limit Daily Max/Monthly Avg	1/18/2010			2/6/2010		
			SAMPLE TYPE	RESULT	VALIDATION QUALIFIER	SAMPLE TYPE	RESULT	VALIDATION QUALIFIER
Ammonia as Nitrogen (N)	mg/L	10.1/1.96	Grab	ND < 0.50	*	Comp	0.56	*
Biochemical Oxygen Demand (BOD 5 day)	mg/L	30/20	Grab	3.8	*	Comp	2.2	*
Chloride	mg/L	150/-	Grab	1.6	*	Comp	4.6	*
Specific Conductivity (Lab)	umhos/cm	-/-	Grab	55	--	Grab	130	--
Surfactants (MBAS)	mg/L	0.5/-	Grab	ND < 0.025	M2*	Comp	ND < 0.025	*
Fluoride	mg/L	1.6/-	ANR	ANR	ANR	Comp	0.22	B*
Nitrate + Nitrite as Nitrogen (N)	mg/L	8.0/-	Grab	0.59	*	Comp	0.40	*
Nitrate as Nitrogen (N)	mg/L	8.0/-	Grab	0.59	*	Comp	0.40	*
Nitrite-N	mg/L	1.0/-	Grab	ND < 0.090	*	Comp	ND < 0.090	*
Oil & Grease	mg/L	15/10	Grab	ND < 1.3	*	Grab	ND < 1.4	*
Perchlorate	ug/L	6.0/-	Grab	ND < 0.90	*	Comp	ND < 0.90	*
pH (Field)	pH units	6.5-8.5/-	Grab	7.5	*	Grab	6.6	*
Total Settleable Solids	ml/L	0.3/0.1	Grab	ND < 0.10	*	Grab	ND < 0.10	*
Sulfate	mg/L	300/-	Grab	3.8	*	Comp	8.8	*
Temperature	deg. F	86/-	Grab	55	*	Grab	53	*
Total Cyanide	ug/L	8.5/4.3	Grab	ND < 2.2	*	Grab	ND < 2.2	*
Total Dissolved Solids	mg/L	950/-	Grab	170	*	Comp	150	*
Hardness	mg/L	-/-	ANR	ANR	ANR	Comp	54	--
Hardness, dissolved	mg/L	-/-	ANR	ANR	ANR	Comp	41	--
Total Organic Carbon	mg/L	-/-	ANR	ANR	ANR	Comp	12	--
Total Residual Chlorine (Field)	mg/L	0.1/-	ANR	ANR	ANR	Grab	0.01	*
Total Suspended Solids	mg/L	45/15	Grab	450	--	Comp	170	--
Turbidity	NTU	-/-	Grab	650	--	Comp	160	--
Volume Discharged	MGD	160/-	Meas	0.024545	*	Meas	0.609285	*
METALS								
Antimony	ug/L	6.0/-	ANR	ANR	ANR	Comp	ND < 0.60	U
Antimony, dissolved	ug/L	-/-	ANR	ANR	ANR	Comp	ND < 0.30	U
Arsenic	ug/L	10/-	ANR	ANR	ANR	Comp	ND < 7.0	U
Arsenic, dissolved	ug/L	-/-	ANR	ANR	ANR	Comp	ND < 7.0	U
Barium	mg/L	1.0/-	ANR	ANR	ANR	Comp	0.076	--
Barium, dissolved	mg/L	-/-	ANR	ANR	ANR	Comp	0.015	--
Beryllium	ug/L	4.0/-	ANR	ANR	ANR	Comp	ND < 0.90	U
Beryllium, dissolved	ug/L	-/-	ANR	ANR	ANR	Comp	ND < 0.90	U
Boron	mg/L	-/-	ANR	ANR	ANR	Comp	0.042	J (DNQ)
Boron, dissolved	mg/L	-/-	ANR	ANR	ANR	Comp	ND < 0.070	U (B)
Cadmium	ug/L	3.1/2.0	Grab	ND < 0.50	U	Comp	ND < 0.20	U
Cadmium, dissolved	ug/L	-/-	Grab	ND < 0.10	U	Comp	ND < 0.10	U
Calcium	mg/L	-/-	ANR	ANR	ANR	Comp	13	--
Calcium, Dissolved	mg/L	-/-	ANR	ANR	ANR	Comp	11	--
Chromium	ug/L	16.3/8.1	ANR	ANR	ANR	Comp	11	--
Chromium VI	ug/L	16.3/8.1	ANR	ANR	ANR	Grab	ND < 0.25	*
Cobalt	ug/L	-/-	ANR	ANR	ANR	Comp	2.5	J (DNQ)
Cobalt, dissolved	ug/L	-/-	ANR	ANR	ANR	Comp	ND < 2.0	U
Copper	ug/L	14.0/7.1	Grab	12	J (*III)	Comp	14.3	J (*III)
Copper, dissolved	ug/L	-/-	Grab	2.5	J (*III)	Comp	2.3	J (*III)
Iron	mg/L	0.3/-	Grab	23	--	Comp	9.7	--
Iron, dissolved	mg/L	-/-	Grab	1.1	--	Comp	0.64	--
Lead	ug/L	5.2/2.6	Grab	13	--	Comp	6.4	--
Lead, dissolved	ug/L	-/-	Grab	0.51	J (DNQ)	Comp	ND < 0.20	U
Magnesium	mg/L	-/-	ANR	ANR	ANR	Comp	5.4	--
Magnesium, Dissolved	mg/L	-/-	ANR	ANR	ANR	Comp	3.2	--
Manganese	ug/L	50/-	Grab	400	--	Comp	150	--
Manganese, dissolved	ug/L	-/-	Grab	16	J (DNQ)	Comp	ND < 7.0	U
Mercury	ug/L	0.10/0.05	Grab	ND < 0.10	U	Comp	ND < 0.10	U
Mercury, dissolved	ug/L	-/-	Grab	ND < 0.10	U	Comp	ND < 0.10	U
Nickel	ug/L	96/35	ANR	ANR	ANR	Comp	6.1	J (DNQ)
Nickel, dissolved	ug/L	-/-	ANR	ANR	ANR	Comp	ND < 2.0	U
Selenium	ug/L	8.2/4.1	Grab	ND < 2.5	U	Comp	1.3	J (DNQ)

OUTFALL 001 (South Slope below Perimeter Pond)

FIRST QUARTER 2010 REPORTING SUMMARY
THE BOEING COMPANY
SANTA SUSANA FIELD LABORATORY
NPDES PERMIT CA0001309

January 1 through March 31, 2010

ANALYTE	UNITS	Benchmark Limit Daily Max/Monthly Avg	1/18/2010			2/6/2010		
			SAMPLE TYPE	RESULT	VALIDATION QUALIFIER	SAMPLE TYPE	RESULT	VALIDATION QUALIFIER
Selenium, dissolved	ug/L	-/-	Grab	ND < 0.50	U	Comp	ND < 0.50	U
Silver	ug/L	4.1/2.0	ANR	ANR	ANR	Comp	ND < 0.20	U
Silver, dissolved	ug/L	-/-	ANR	ANR	ANR	Comp	ND < 0.10	U
Thallium	ug/L	2.0/-	ANR	ANR	ANR	Comp	ND < 0.40	U
Thallium, dissolved	ug/L	-/-	ANR	ANR	ANR	Comp	ND < 0.20	U
Vanadium	ug/L	-/-	ANR	ANR	ANR	Comp	20	--
Vanadium, dissolved	ug/L	-/-	ANR	ANR	ANR	Comp	ND < 3.0	U
Zinc	ug/L	119/54	Grab	76	J (*III)	Comp	34	--
Zinc, dissolved	ug/L	-/-	Grab	ND < 6.0	UJ (*III)	Comp	10	J (DNQ)
ORGANICS								
Benzene	ug/L	-/-	Grab	ND < 0.28	*	Grab	ND < 0.28	*
Carbon Tetrachloride	ug/L	-/-	Grab	ND < 0.28	*	Grab	ND < 0.28	*
Chloroform	ug/L	-/-	Grab	ND < 0.33	*	Grab	ND < 0.33	*
1,1-Dichloroethane	ug/L	-/-	Grab	ND < 0.40	*	Grab	ND < 0.40	*
1,2-Dichloroethane	ug/L	-/-	Grab	ND < 0.28	*	Grab	ND < 0.28	*
1,1-Dichloroethene	ug/L	6.0/3.2	Grab	ND < 0.42	*	Grab	ND < 0.42	*
1,4-Dioxane	ug/L	-/-	ANR	ANR	ANR	Comp	ND < 1.0	*
Ethylbenzene	ug/L	-/-	Grab	ND < 0.25	*	Grab	ND < 0.25	*
Tetrachloroethene	ug/L	-/-	Grab	ND < 0.32	*	Grab	ND < 0.32	*
Toluene	ug/L	-/-	Grab	ND < 0.36	*	Grab	ND < 0.36	*
Xylenes (Total)	ug/L	-/-	Grab	ND < 0.90	*	Grab	ND < 0.90	*
1,1,1-Trichloroethane	ug/L	-/-	Grab	ND < 0.30	*	Grab	ND < 0.30	*
1,1,2-Trichloroethane	ug/L	-/-	Grab	ND < 0.30	*	Grab	ND < 0.30	*
Trichloroethene	ug/L	5.0/-	Grab	ND < 0.26	*	Grab	ND < 0.26	*
Trichlorofluoromethane	ug/L	-/-	Grab	ND < 0.34	*	Grab	ND < 0.34	*
Trichlorotrifluoroethane (Freon 113)	ug/L	-/-	Grab	ND < 0.50	*	Grab	ND < 0.50	*
Vinyl Chloride	ug/L	-/-	Grab	ND < 0.40	M2*	Grab	ND < 0.40	*
TPH								
DRO (C13 - C28)	mg/L	-/-	ANR	ANR	ANR	Grab	ND < 0.047	*
GRO (C4 - C12)	mg/L	-/-	ANR	ANR	ANR	Grab	0.025	J (DNQ)
ADDITIONAL ANALYTES								
1,2-Dichloro-1,1,2-trifluoroethane	ug/L	-/-	Grab	ND < 1.1	*	Grab	ND < 1.1	*
2,4,5-Trichlorophenol	ug/L	-/-	ANR	ANR	ANR	Comp	ND < 0.19	U
1,1,2,2-Tetrachloroethane	ug/L	-/-	ANR	ANR	ANR	Grab	ND < 0.30	*
1,2,4-Trichlorobenzene	ug/L	-/-	ANR	ANR	ANR	Comp	ND < 0.094	U
1,2-Dichlorobenzene	ug/L	-/-	ANR	ANR	ANR	Comp	ND < 0.094	U
1,2-Dichlorobenzene	ug/L	-/-	ANR	ANR	ANR	Grab	ND < 0.32	*
1,2-Dichloropropane	ug/L	-/-	ANR	ANR	ANR	Grab	ND < 0.35	*
1,2-Diphenylhydrazine/Azobenzene	ug/L	-/-	ANR	ANR	ANR	Comp	ND < 0.094	U
1,3-Dichlorobenzene	ug/L	-/-	ANR	ANR	ANR	Comp	ND < 0.094	U
1,3-Dichlorobenzene	ug/L	-/-	ANR	ANR	ANR	Grab	ND < 0.35	*
1,4-Dichlorobenzene	ug/L	-/-	ANR	ANR	ANR	Comp	ND < 0.19	U
1,4-Dichlorobenzene	ug/L	-/-	ANR	ANR	ANR	Grab	ND < 0.37	*
2,4,6-Trichlorophenol	ug/L	13.0/6.5	Grab	ND < 0.095	*	Comp	ND < 0.094	U
2,4-Dichlorophenol	ug/L	-/-	ANR	ANR	ANR	Comp	ND < 0.19	U
2,4-Dimethylphenol	ug/L	-/-	ANR	ANR	ANR	Comp	ND < 0.28	U
2,4-Dinitrophenol	ug/L	-/-	ANR	ANR	ANR	Comp	ND < 0.85	UJ (C)
2,4-Dinitrotoluene	ug/L	18.3/9.1	Grab	ND < 0.19	*	Comp	ND < 0.19	U
2,6-Dinitrotoluene	ug/L	-/-	ANR	ANR	ANR	Comp	ND < 0.094	U
2-Chloroethylvinylether	ug/L	-/-	ANR	ANR	ANR	Grab	ND < 1.8	*
2-Chloronaphthalene	ug/L	-/-	ANR	ANR	ANR	Comp	ND < 0.094	U
2-Chlorophenol	ug/L	-/-	ANR	ANR	ANR	Comp	ND < 0.19	U
2-Methyl-4,6-dinitrophenol	ug/L	-/-	ANR	ANR	ANR	Comp	ND < 0.19	UJ (C)
2-Methylnaphthalene	ug/L	-/-	ANR	ANR	ANR	Comp	ND < 0.094	U
2-Methylphenol	ug/L	-/-	ANR	ANR	ANR	Comp	ND < 0.094	U
2-Nitrophenol	ug/L	-/-	ANR	ANR	ANR	Comp	ND < 0.094	U
3,3'-Dichlorobenzidine	ug/L	-/-	ANR	ANR	ANR	Comp	ND < 4.7	U
4,4'-DDD	ug/L	-/-	ANR	ANR	ANR	Comp	ND < 0.0019	C*
4,4'-DDE	ug/L	-/-	ANR	ANR	ANR	Comp	ND < 0.0028	*

OUTFALL 001 (South Slope below Perimeter Pond)

FIRST QUARTER 2010 REPORTING SUMMARY
THE BOEING COMPANY
SANTA SUSANA FIELD LABORATORY
NPDES PERMIT CA0001309

January 1 through March 31, 2010

ANALYTE	UNITS	Benchmark Limit Daily Max/Monthly Avg	1/18/2010			2/6/2010		
			SAMPLE TYPE	RESULT	VALIDATION QUALIFIER	SAMPLE TYPE	RESULT	VALIDATION QUALIFIER
4,4'-DDT	ug/L	-/-	ANR	ANR	ANR	Comp	ND < 0.0038	*
4-Bromophenylphenylether	ug/L	-/-	ANR	ANR	ANR	Comp	ND < 0.094	U
4-Chloro-3-methylphenol	ug/L	-/-	ANR	ANR	ANR	Comp	ND < 0.19	U
4-Chloroaniline	ug/L	-/-	ANR	ANR	ANR	Comp	ND < 0.094	U
4-Chlorophenylphenylether	ug/L	-/-	ANR	ANR	ANR	Comp	ND < 0.094	U
4-Nitrophenol	ug/L	-/-	ANR	ANR	ANR	Comp	ND < 2.4	U
Acenaphthene	ug/L	-/-	ANR	ANR	ANR	Comp	ND < 0.094	U
Acenaphthylene	ug/L	-/-	ANR	ANR	ANR	Comp	ND < 0.094	U
Acrolein	ug/L	-/-	ANR	ANR	ANR	Grab	ND < 4.0	*
Acrylonitrile	ug/L	-/-	ANR	ANR	ANR	Grab	ND < 1.2	*
Acute Toxicity	% SURVIVAL	70-100/-	ANR	ANR	ANR	Grab	100	--
Aldrin	ug/L	-/-	ANR	ANR	ANR	Comp	ND < 0.0014	*
alpha-BHC	ug/L	0.03/0.01	Grab	ND < 0.0024	*	Comp	ND < 0.0024	*
Aniline	ug/L	-/-	ANR	ANR	ANR	Comp	ND < 0.28	U
Anthracene	ug/L	-/-	ANR	ANR	ANR	Comp	ND < 0.094	U
Aroclor-1016	ug/L	-/-	ANR	ANR	ANR	Comp	ND < 0.24	*
Aroclor-1221	ug/L	-/-	ANR	ANR	ANR	Comp	ND < 0.24	*
Aroclor-1232	ug/L	-/-	ANR	ANR	ANR	Comp	ND < 0.24	*
Aroclor-1242	ug/L	-/-	ANR	ANR	ANR	Comp	ND < 0.24	*
Aroclor-1248	ug/L	-/-	ANR	ANR	ANR	Comp	ND < 0.24	*
Aroclor-1254	ug/L	-/-	ANR	ANR	ANR	Comp	ND < 0.24	*
Aroclor-1260	ug/L	-/-	ANR	ANR	ANR	Comp	ND < 0.24	*
Benzidine	ug/L	-/-	ANR	ANR	ANR	Comp	ND < 4.7	U
Benzo(a)anthracene	ug/L	-/-	ANR	ANR	ANR	Comp	ND < 0.094	U
Benzo(a)pyrene	ug/L	-/-	ANR	ANR	ANR	Comp	ND < 0.094	U
Benzo(b)fluoranthene	ug/L	-/-	ANR	ANR	ANR	Comp	ND < 0.094	U
Benzo(g,h,i)perylene	ug/L	-/-	ANR	ANR	ANR	Comp	ND < 0.094	U
Benzo(k)fluoranthene	ug/L	-/-	ANR	ANR	ANR	Comp	ND < 0.094	U
Benzoic acid	ug/L	-/-	ANR	ANR	ANR	Comp	ND < 2.8	UJ (C)
Benzyl alcohol	ug/L	-/-	ANR	ANR	ANR	Comp	ND < 0.094	UJ (C)
beta-BHC	ug/L	-/-	ANR	ANR	ANR	Comp	ND < 0.0038	*
bis (2-Chloroethyl) ether	ug/L	-/-	ANR	ANR	ANR	Comp	ND < 0.094	U
bis (2-ethylhexyl) Phthalate	ug/L	4.0/-	Grab	ND < 1.6	*	Comp	ND < 1.6	U
bis(2-Chloroethoxy) methane	ug/L	-/-	ANR	ANR	ANR	Comp	ND < 0.094	U
bis(2-Chloroisopropyl) ether	ug/L	-/-	ANR	ANR	ANR	Comp	ND < 0.094	U
Bromodichloromethane	ug/L	-/-	ANR	ANR	ANR	Grab	ND < 0.30	*
Bromoform	ug/L	-/-	ANR	ANR	ANR	Grab	ND < 0.40	*
Bromomethane	ug/L	-/-	ANR	ANR	ANR	Grab	ND < 0.42	*
Butylbenzylphthalate	ug/L	-/-	ANR	ANR	ANR	Comp	ND < 0.66	U
Chlordane	ug/L	-/-	ANR	ANR	ANR	Comp	ND < 0.038	*
Chlorobenzene	ug/L	-/-	ANR	ANR	ANR	Grab	ND < 0.36	*
Chloroethane	ug/L	-/-	ANR	ANR	ANR	Grab	ND < 0.40	*
Chloromethane	ug/L	-/-	ANR	ANR	ANR	Grab	ND < 0.40	*
Chronic Toxicity	TUC	1.0/-	Grab	1.0	*	Comp	1.0	*
Chrysene	ug/L	-/-	ANR	ANR	ANR	Comp	ND < 0.094	U
cis-1,2-Dichloroethene	ug/L	-/-	ANR	ANR	ANR	Grab	ND < 0.32	*
cis-1,3-Dichloropropene	ug/L	-/-	ANR	ANR	ANR	Grab	ND < 0.22	*
Cyclohexane	ug/L	-/-	Grab	ND < 0.40	*	Grab	ND < 0.40	*
delta-BHC	ug/L	-/-	ANR	ANR	ANR	Comp	ND < 0.0033	*
Dibenzo(a,h)anthracene	ug/L	-/-	ANR	ANR	ANR	Comp	ND < 0.094	U
Dibenzofuran	ug/L	-/-	ANR	ANR	ANR	Comp	ND < 0.094	U
Dibromochloromethane	ug/L	-/-	ANR	ANR	ANR	Grab	ND < 0.40	*
Dieldrin	ug/L	-/-	ANR	ANR	ANR	Comp	ND < 0.0019	*
Diethylphthalate	ug/L	-/-	ANR	ANR	ANR	Comp	0.13	J (DNQ)
Dimethylphthalate	ug/L	-/-	ANR	ANR	ANR	Comp	ND < 0.094	U
Di-n-butylphthalate	ug/L	-/-	ANR	ANR	ANR	Comp	ND < 0.19	U
Di-n-octylphthalate	ug/L	-/-	ANR	ANR	ANR	Comp	ND < 0.094	UJ (C)
Endosulfan I	ug/L	-/-	ANR	ANR	ANR	Comp	ND < 0.0019	*
Endosulfan II	ug/L	-/-	ANR	ANR	ANR	Comp	ND < 0.0028	*

OUTFALL 001 (South Slope below Perimeter Pond)

FIRST QUARTER 2010 REPORTING SUMMARY
THE BOEING COMPANY
SANTA SUSANA FIELD LABORATORY
NPDES PERMIT CA0001309

January 1 through March 31, 2010

ANALYTE	UNITS	Benchmark Limit Daily Max/Monthly Avg	1/18/2010			2/6/2010		
			SAMPLE TYPE	RESULT	VALIDATION QUALIFIER	SAMPLE TYPE	RESULT	VALIDATION QUALIFIER
Endosulfan sulfate	ug/L	-/-	ANR	ANR	ANR	Comp	ND < 0.0028	*
Endrin	ug/L	-/-	ANR	ANR	ANR	Comp	ND < 0.0019	C*
Endrin aldehyde	ug/L	-/-	ANR	ANR	ANR	Comp	ND < 0.0019	*
Endrin ketone	ug/L	-/-	ANR	ANR	ANR	Comp	ND < 0.0028	*
Fluoranthene	ug/L	-/-	ANR	ANR	ANR	Comp	ND < 0.094	U
Fluorene	ug/L	-/-	ANR	ANR	ANR	Comp	ND < 0.094	U
Heptachlor	ug/L	-/-	ANR	ANR	ANR	Comp	ND < 0.0028	C*
Heptachlor epoxide	ug/L	-/-	ANR	ANR	ANR	Comp	ND < 0.0024	*
Hexachlorobenzene	ug/L	-/-	ANR	ANR	ANR	Comp	ND < 0.094	U
Hexachlorobutadiene	ug/L	-/-	ANR	ANR	ANR	Comp	ND < 0.19	UJ (C)
Hexachlorocyclopentadiene	ug/L	-/-	ANR	ANR	ANR	Comp	ND < 0.094	UJ (C)
Hexachloroethane	ug/L	-/-	ANR	ANR	ANR	Comp	ND < 0.19	U
Hydrazine	ug/L	-/-	ANR	ANR	ANR	Comp	ND < 0.452	U
Unsymmetrical Dimethyl Hydrazine	ug/L	-/-	ANR	ANR	ANR	Comp	ND < 1.42	U
Indeno(1,2,3-cd)pyrene	ug/L	-/-	ANR	ANR	ANR	Comp	ND < 0.094	U
Isophorone	ug/L	-/-	ANR	ANR	ANR	Comp	ND < 0.094	U
Lindane (gamma-BHC)	ug/L	-/-	ANR	ANR	ANR	Comp	ND < 0.0028	*
Methoxychlor	ug/L	-/-	ANR	ANR	ANR	Comp	ND < 0.0033	*
Methylene Chloride	ug/L	-/-	ANR	ANR	ANR	Grab	ND < 0.95	*
m-Nitroaniline	ug/L	-/-	ANR	ANR	ANR	Comp	ND < 0.19	U
Monomethyl Hydrazine	ug/L	-/-	ANR	ANR	ANR	Comp	ND < 0.857	U
Naphthalene	ug/L	-/-	ANR	ANR	ANR	Comp	ND < 0.094	U
Nitrobenzene	ug/L	-/-	ANR	ANR	ANR	Comp	ND < 0.094	U
n-Nitrosodimethylamine	ug/L	16.3/8.1	Grab	ND < 0.095	*	Comp	ND < 0.094	U
n-Nitroso-di-n-propylamine	ug/L	-/-	ANR	ANR	ANR	Comp	ND < 0.094	U
n-Nitrosodiphenylamine	ug/L	-/-	ANR	ANR	ANR	Comp	ND < 0.094	UJ (C)
o-Nitroaniline	ug/L	-/-	ANR	ANR	ANR	Comp	ND < 0.094	U
p-Cresol	ug/L	-/-	ANR	ANR	ANR	Comp	ND < 0.19	U
Pentachlorophenol	ug/L	16.5/8.2	Grab	ND < 0.095	*	Comp	ND < 0.094	UJ (C)
Phenanthrene	ug/L	-/-	ANR	ANR	ANR	Comp	ND < 0.094	U
Phenol	ug/L	-/-	ANR	ANR	ANR	Comp	ND < 0.28	U
p-Nitroaniline	ug/L	-/-	ANR	ANR	ANR	Comp	ND < 0.47	U
Pyrene	ug/L	-/-	ANR	ANR	ANR	Comp	ND < 0.094	U
Toxaphene	ug/L	-/-	ANR	ANR	ANR	Comp	ND < 0.24	*
trans-1,2-Dichloroethene	ug/L	-/-	ANR	ANR	ANR	Grab	ND < 0.30	*
trans-1,3-Dichloropropene	ug/L	-/-	ANR	ANR	ANR	Grab	ND < 0.32	*

OUTFALL 001 (South Slope below Perimeter Pond)

**FIRST QUARTER 2010 REPORTING SUMMARY
THE BOEING COMPANY
SANTA SUSANA FIELD LABORATORY
NPDES PERMIT CA0001309**

**Sample Type: Grab
Sample Date: January 18, 2010**

ANALYTE	LAB LOD (ug/L)	LAB RL (ug/L)	LAB RESULT (ug/L)	VALIDATION QUALIFIER	1998 WHO TEF	TCDD Equivalent (w/out DNQ Values) (ug/L)
1,2,3,4,6,7,8-HpCDD	1.20E-05	4.80E-05	1.20E-04	--	0.01	1.20E-06
1,2,3,4,6,7,8-HpCDF	5.80E-06	4.80E-05	ND	U (B)	0.01	ND
1,2,3,4,7,8,9-HpCDF	9.20E-06	4.80E-05	ND	U	0.01	ND
1,2,3,4,7,8-HxCDD	7.80E-06	6.80E-06	ND	U (B)	0.1	ND
1,2,3,4,7,8-HxCDF	4.90E-06	4.80E-05	6.80E-06	J (DNQ)	0.1	ND
1,2,3,6,7,8-HxCDD	6.60E-06	6.60E-06	ND	U (B)	0.1	ND
1,2,3,6,7,8-HxCDF	4.50E-06	3.80E-06	ND	U (B)	0.1	ND
1,2,3,7,8,9-HxCDD	5.70E-06	8.10E-06	ND	U (B)	0.1	ND
1,2,3,7,8,9-HxCDF	4.30E-06	4.80E-05	ND	U (B)	0.1	ND
1,2,3,7,8-PeCDD	9.80E-06	4.80E-05	ND	U	1	ND
1,2,3,7,8-PeCDF	5.10E-06	4.80E-05	ND	U	0.05	ND
2,3,4,6,7,8-HxCDF	4.00E-06	4.80E-05	ND	U (B)	0.1	ND
2,3,4,7,8-PeCDF	6.10E-06	4.80E-05	ND	U	0.5	ND
2,3,7,8-TCDD	3.30E-06	9.50E-06	ND	U	1	ND
2,3,7,8-TCDF	2.30E-06	2.60E-06	ND	UJ (*III)	0.1	ND
OCDD	2.20E-05	9.50E-05	1.30E-03	--	0.0001	1.30E-07
OCDF	1.30E-05	9.50E-05	ND	U (B)	0.0001	ND

TCDD TEQ w/out DNQ Values	1.33E-06
----------------------------------	-----------------

TCDD TEQ BENCHMARK LIMIT = 2.80E-08

See attached notes for abbreviations, definitions, and other explanations for the data presented in this table.

OUTFALL 001 (South Slope below Perimeter Pond)

**FIRST QUARTER 2010 REPORTING SUMMARY
THE BOEING COMPANY
SANTA SUSANA FIELD LABORATORY
NPDES PERMIT CA0001309**

**Sample Type: Composite
Sample Date: February 6, 2010**

ANALYTE	LAB LOD (ug/L)	LAB RL (ug/L)	LAB RESULT (ug/L)	VALIDATION QUALIFIER	1998 WHO TEF	TCDD Equivalent (w/out DNQ Values) (ug/L)
1,2,3,4,6,7,8-HpCDD	1.80E-06	4.70E-05	ND	U (B)	0.01	ND
1,2,3,4,6,7,8-HpCDF	1.70E-06	4.70E-05	ND	U (B)	0.01	ND
1,2,3,4,7,8,9-HpCDF	2.50E-06	1.20E-05	ND	U (B)	0.01	ND
1,2,3,4,7,8-HxCDD	2.20E-06	1.00E-05	ND	U (B)	0.1	ND
1,2,3,4,7,8-HxCDF	1.30E-06	4.70E-05	ND	U (B)	0.1	ND
1,2,3,6,7,8-HxCDD	2.00E-06	1.10E-05	ND	U (B)	0.1	ND
1,2,3,6,7,8-HxCDF	1.20E-06	8.80E-06	ND	U (B)	0.1	ND
1,2,3,7,8,9-HxCDD	1.90E-06	4.70E-05	ND	U (B)	0.1	ND
1,2,3,7,8,9-HxCDF	1.50E-06	4.70E-05	ND	U (B)	0.1	ND
1,2,3,7,8-PeCDD	2.30E-06	4.70E-05	ND	U (B)	1	ND
1,2,3,7,8-PeCDF	1.20E-06	4.70E-05	6.70E-06	J (DNQ)	0.05	ND
2,3,4,6,7,8-HxCDF	1.20E-06	9.90E-06	ND	U (B)	0.1	ND
2,3,4,7,8-PeCDF	1.50E-06	8.20E-06	ND	UJ (*III)	0.5	ND
2,3,7,8-TCDD	1.40E-06	9.40E-06	ND	U	1	ND
2,3,7,8-TCDF	6.50E-07	1.50E-06	ND	U (B)	0.1	ND
OCDD	1.60E-06	9.40E-05	2.80E-04	--	0.0001	2.80E-08
OCDF	1.40E-06	9.40E-05	ND	U (B)	0.0001	ND

TCDD TEQ w/out DNQ Values	2.80E-08
----------------------------------	-----------------

TCDD TEQ BENCHMARK LIMIT = 2.80E-08

See attached notes for abbreviations, definitions, and other explanations for the data presented in this table.

OUTFALL 001 (South Slope below Perimeter Pond)

**FIRST QUARTER 2010 REPORTING SUMMARY
THE BOEING COMPANY
SANTA SUSANA FIELD LABORATORY
NPDES PERMIT CA0001309**

January 1 through March 31, 2010

ANALYTE	UNITS	Benchmark Limit Daily Max/Monthly Avg	Sample Type	1/18/2010	
				Result	Concentration Result Validation Qualifier
Max discharge for event	MGD	160	Meas	0.024545	*
Ammonia as Nitrogen (N)	LBS/DAY	13,500/2615	Grab	ND	*
Biochemical Oxygen Demand (BOD 5 day)	LBS/DAY	40,032/26,700	Grab	0.78	*
Chloride	LBS/DAY	200,160/-	Grab	0.33	*
Surfactants (MBAS)	LBS/DAY	667/-	Grab	ND	M2*
Fluoride	LBS/DAY	2,135/-	ANR	ANR	ANR
Nitrate + Nitrite as Nitrogen (N)	LBS/DAY	10,700/-	Grab	0.12	*
Nitrate as Nitrogen (N)	LBS/DAY	10,700/-	Grab	0.12	*
Nitrite-N	LBS/DAY	1,334/-	Grab	ND	*
Oil & Grease	LBS/DAY	20,016/13,344	Grab	ND	*
Perchlorate	LBS/DAY	8/-	Grab	ND	*
Sulfate	LBS/DAY	400,320/-	Grab	0.78	*
Total Cyanide	LBS/DAY	11.3/5.7	Grab	ND	*
Total Dissolved Solids	LBS/DAY	1,270,000/-	Grab	34.80	*
Total Suspended Solids	LBS/DAY	60,048/20,016	Grab	92.12	--
Antimony	LBS/DAY	8.01/-	ANR	ANR	ANR
Arsenic	LBS/DAY	66.7/-	ANR	ANR	ANR
Barium	LBS/DAY	1,330/-	ANR	ANR	ANR
Beryllium	LBS/DAY	5.34/-	ANR	ANR	ANR
Cadmium	LBS/DAY	4.14/2.7	Grab	ND	U
Chromium	LBS/DAY	21.8/10.8	ANR	ANR	ANR
Copper	LBS/DAY	18.7/9.5	Grab	0.0025	J (*III)
Iron	LBS/DAY	400/-	Grab	4.71	--
Lead	LBS/DAY	6.94/3.5	Grab	0.0027	--
Manganese	LBS/DAY	66.7/-	Grab	0.08	--
Mercury	LBS/DAY	0.13/0.07	Grab	ND	U
Nickel	LBS/DAY	128/47	ANR	ANR	ANR
Selenium	LBS/DAY	10.9/5.5	Grab	ND	U
Silver	LBS/DAY	5.5/2.7	ANR	ANR	ANR
Thallium	LBS/DAY	2.7/-	ANR	ANR	ANR
Zinc	LBS/DAY	159/72	Grab	0.02	J (*III)
1,1-Dichloroethene	LBS/DAY	8/4.3	Grab	ND	*
Trichloroethene	LBS/DAY	6.7/-	Grab	ND	*
2,4,6-Trichlorophenol	LBS/DAY	17/8.7	Grab	ND	*
2,4-Dinitrotoluene	LBS/DAY	24/12	Grab	ND	*
alpha-BHC	LBS/DAY	0.04/0.013	Grab	ND	*
bis (2-ethylhexyl) Phthalate	LBS/DAY	5.3/-	Grab	ND	*
n-Nitrosodimethylamine	LBS/DAY	21.8/10.8	Grab	ND	*
Pentachlorophenol	LBS/DAY	22/10.9	Grab	ND	*
TCDD TEQ_NoDNQ	LBS/DAY	3.70E-08/1.90E-08	Grab	2.72E-10	--

OUTFALL 001 (South Slope below Perimeter Pond)

**FIRST QUARTER 2010 REPORTING SUMMARY
THE BOEING COMPANY
SANTA SUSANA FIELD LABORATORY
NPDES PERMIT CA0001309**

January 1 through March 31, 2010

ANALYTE	UNITS	Benchmark Limit Daily Max/Monthly Avg	Sample Type	2/6/2010	
				Result	Concentration Result Validation Qualifier
Max discharge for event	MGD	160	Meas	0.609285	*
Ammonia as Nitrogen (N)	LBS/DAY	13,500/2615	Comp	2.85	*
Biochemical Oxygen Demand (BOD 5 day)	LBS/DAY	40,032/26,700	Comp	11.18	*
Chloride	LBS/DAY	200,160/-	Comp	23.37	*
Surfactants (MBAS)	LBS/DAY	667/-	Comp	ND	*
Fluoride	LBS/DAY	2,135/-	Comp	1.12	B*
Nitrate + Nitrite as Nitrogen (N)	LBS/DAY	10,700/-	Comp	2.03	*
Nitrate as Nitrogen (N)	LBS/DAY	10,700/-	Comp	2.03	*
Nitrite-N	LBS/DAY	1,334/-	Comp	ND	*
Oil & Grease	LBS/DAY	20,016/13,344	Grab	ND	*
Perchlorate	LBS/DAY	8/-	Comp	ND	*
Sulfate	LBS/DAY	400,320/-	Comp	44.72	*
Total Cyanide	LBS/DAY	11.3/5.7	Grab	ND	*
Total Dissolved Solids	LBS/DAY	1,270,000/-	Comp	762.22	*
Total Suspended Solids	LBS/DAY	60,048/20,016	Comp	863.84	--
Antimony	LBS/DAY	8.01/-	Comp	ND	U
Arsenic	LBS/DAY	66.7/-	Comp	ND	U
Barium	LBS/DAY	1,330/-	Comp	0.39	--
Beryllium	LBS/DAY	5.34/-	Comp	ND	U
Cadmium	LBS/DAY	4.14/2.7	Comp	ND	U
Chromium	LBS/DAY	21.8/10.8	Comp	0.06	--
Copper	LBS/DAY	18.7/9.5	Comp	0.07	J (*III)
Iron	LBS/DAY	400/-	Comp	49.29	--
Lead	LBS/DAY	6.94/3.5	Comp	0.03	--
Manganese	LBS/DAY	66.7/-	Comp	0.76	--
Mercury	LBS/DAY	0.13/0.07	Comp	ND	U
Nickel	LBS/DAY	128/47	Comp	0.03	J (DNQ)
Selenium	LBS/DAY	10.9/5.5	Comp	0.01	J (DNQ)
Silver	LBS/DAY	5.5/2.7	Comp	ND	U
Thallium	LBS/DAY	2.7/-	Comp	ND	U
Zinc	LBS/DAY	159/72	Comp	0.17	--
1,1-Dichloroethene	LBS/DAY	8/4.3	Grab	ND	*
Trichloroethene	LBS/DAY	6.7/-	Grab	ND	*
2,4,6-Trichlorophenol	LBS/DAY	17/8.7	Comp	ND	U
2,4-Dinitrotoluene	LBS/DAY	24/12	Comp	ND	U
alpha-BHC	LBS/DAY	0.04/0.013	Comp	ND	*
bis (2-ethylhexyl) Phthalate	LBS/DAY	5.3/-	Comp	ND	U
n-Nitrosodimethylamine	LBS/DAY	21.8/10.8	Comp	ND	U
Pentachlorophenol	LBS/DAY	22/10.9	Comp	ND	UJ (C)
TCDD TEQ_NoDNQ	LBS/DAY	3.70E-08/1.90E-08	Comp	1.42E-10	--

OUTFALL 002 (South Slope below R-2 Pond)

FIRST QUARTER 2010 REPORTING SUMMARY
THE BOEING COMPANY
SANTA SUSANA FIELD LABORATORY
NPDES PERMIT CA0001309

January 1 through March 31, 2010

ANALYTE	UNITS	Benchmark Limit Daily Max/Monthly Avg	1/18/2010-1/19/2010			2/5/2010		
			SAMPLE TYPE	RESULT	VALIDATION QUALIFIER	SAMPLE TYPE	RESULT	VALIDATION QUALIFIER
Ammonia as Nitrogen (N)	mg/L	10.1/-	Comp	ND < 0.50	*	Comp	ND < 0.50	*
Biochemical Oxygen Demand (BOD 5 day)	mg/L	30/-	Comp	2.9	*	Comp	0.81	J* (DNQ)
Chloride	mg/L	150/-	Comp	15	*	Comp	27	*
Specific Conductivity (Lab)	umhos/cm	-/-	Grab	91	--	Grab	670	--
Surfactants (MBAS)	mg/L	0.5/-	Comp	0.029	Ja* (DNQ)	Comp	0.038	J* (DNQ)
Fluoride	mg/L	1.6/-	ANR	ANR	ANR	Comp	0.39	*
Nitrate + Nitrite as Nitrogen (N)	mg/L	8.0/-	Comp	0.41	*	Comp	0.24	J* (DNQ)
Nitrate as Nitrogen (N)	mg/L	8.0/-	Comp	0.41	*	Comp	0.24	*
Nitrite-N	mg/L	1.0/-	Comp	ND < 0.090	*	Comp	ND < 0.090	*
Oil & Grease	mg/L	15/-	Grab	ND < 1.3	*	Grab	ND < 1.4	*
Perchlorate	ug/L	6.0/-	Comp	ND < 0.90	*	Comp	ND < 0.90	*
pH (Field)	pH units	6.5-8.5/-	Grab	7.5	*	Grab	7.6	*
Total Settleable Solids	ml/L	0.3/-	Grab	0.30	--	Grab	ND < 0.10	*
Sulfate	mg/L	300/-	Comp	160	*	Comp	160	*
Temperature	deg. F	86/-	Grab	54	*	Grab	51	*
Total Cyanide	ug/L	8.5/-	Grab	ND < 2.2	*	Grab	ND < 2.2	*
Total Dissolved Solids	mg/L	950/-	Comp	400	*	Comp	400	*
Hardness	mg/L	-/-	ANR	ANR	ANR	Comp	220	--
Hardness, dissolved	mg/L	-/-	ANR	ANR	ANR	Comp	190	--
Total Organic Carbon	mg/L	-/-	ANR	ANR	ANR	Comp	7.1	J (C)
Total Residual Chlorine (Field)	mg/L	0.1/-	ANR	ANR	ANR	Grab	0.02	*
Total Suspended Solids	mg/L	45/-	Comp	49	--	Comp	9.0	J* (DNQ)
Turbidity	NTU	-/-	Comp	110	--	Comp	11	--
Volume Discharged	MGD	160/-	Meas	1.354385	*	Meas	0.515655	*
METALS								
Antimony	ug/L	6.0/-	ANR	ANR	ANR	Comp	ND < 0.30	*
Antimony, dissolved	ug/L	-/-	ANR	ANR	ANR	Comp	ND < 0.30	*
Arsenic	ug/L	10/-	Comp	1.9	--	Comp	ND < 7.0	U
Arsenic, dissolved	ug/L	-/-	Comp	ND < 0.90	U	Comp	ND < 7.0	U
Barium	mg/L	1.0/-	Comp	0.056	--	Comp	0.041	--
Barium, dissolved	mg/L	-/-	Comp	0.039	--	Comp	0.035	--
Beryllium	ug/L	4.0/-	Comp	0.14	J (DNQ)	Comp	ND < 0.90	U
Beryllium, dissolved	ug/L	-/-	Comp	ND < 0.10	U	Comp	ND < 0.90	U
Boron	mg/L	-/-	ANR	ANR	ANR	Comp	0.085	--
Boron, dissolved	mg/L	-/-	ANR	ANR	ANR	Comp	ND < 0.093	U (B)
Cadmium	ug/L	3.1/-	Comp	ND < 0.10	U	Comp	ND < 0.10	*
Cadmium, dissolved	ug/L	-/-	Comp	ND < 1.0	U (B)	Comp	ND < 0.10	*
Calcium	mg/L	-/-	ANR	ANR	ANR	Comp	61	--
Calcium, Dissolved	mg/L	-/-	ANR	ANR	ANR	Comp	54	--
Chromium	ug/L	16.3/-	Comp	3.3	J (*III)	Comp	ND < 2.0	U
Chromium, dissolved	ug/L	-/-	Comp	ND < 0.90	UJ (*III)	ANR	ANR	ANR
Chromium VI	ug/L	16.3/-	ANR	ANR	ANR	Grab	ND < 0.25	*
Cobalt	ug/L	-/-	ANR	ANR	ANR	Comp	ND < 2.0	U
Cobalt, dissolved	ug/L	-/-	ANR	ANR	ANR	Comp	ND < 2.0	U
Copper	ug/L	14.0/-	Comp	4.4	J (*III)	Comp	1.7	J* (DNQ)
Copper, dissolved	ug/L	-/-	Comp	2.6	J (*III)	Comp	1.3	J* (DNQ)
Iron	mg/L	0.3/-	Comp	2.0	--	Comp	0.61	--
Iron, dissolved	mg/L	-/-	Comp	0.069	--	Comp	ND < 0.015	U
Lead	ug/L	5.2/-	Comp	2.0	--	Comp	0.40	J* (DNQ)
Lead, dissolved	ug/L	-/-	Comp	0.26	J (DNQ)	Comp	ND < 0.20	*
Magnesium	mg/L	-/-	ANR	ANR	ANR	Comp	16	--
Magnesium, Dissolved	mg/L	-/-	ANR	ANR	ANR	Comp	14	--
Manganese	ug/L	50/-	Comp	86	J (*III)	Comp	18	J (DNQ)
Manganese, dissolved	ug/L	-/-	Comp	20	J (*III)	Comp	7.1	J (DNQ)
Mercury	ug/L	0.10/-	Comp	ND < 0.10	U	Comp	ND < 0.10	U
Mercury, dissolved	ug/L	-/-	Comp	ND < 0.10	U	Comp	ND < 0.10	U
Nickel	ug/L	96/-	Comp	3.3	J (*III)	Comp	ND < 2.0	UJ (R)
Nickel, dissolved	ug/L	-/-	Comp	ND < 2.0	UJ (*III, B)	Comp	ND < 2.0	UJ (R)
Selenium	ug/L	8.2/-	Comp	ND < 0.50	U	Comp	ND < 0.50	*
Selenium, dissolved	ug/L	-/-	Comp	0.65	J (DNQ)	Comp	0.51	J* (DNQ)
Silver	ug/L	4.1/-	ANR	ANR	ANR	Comp	ND < 0.10	*
Silver, dissolved	ug/L	-/-	ANR	ANR	ANR	Comp	ND < 0.10	*
Thallium	ug/L	2.0/-	ANR	ANR	ANR	Comp	ND < 0.20	C*
Thallium, dissolved	ug/L	-/-	ANR	ANR	ANR	Comp	ND < 0.20	*

OUTFALL 002 (South Slope below R-2 Pond)

FIRST QUARTER 2010 REPORTING SUMMARY
THE BOEING COMPANY
SANTA SUSANA FIELD LABORATORY
NPDES PERMIT CA0001309

January 1 through March 31, 2010

ANALYTE	UNITS	Benchmark Limit Daily Max/Monthly Avg	1/18/2010-1/19/2010			2/5/2010		
			SAMPLE TYPE	RESULT	VALIDATION QUALIFIER	SAMPLE TYPE	RESULT	VALIDATION QUALIFIER
Vanadium	ug/L	-/-	ANR	ANR	ANR	Comp	ND < 3.0	U
Vanadium, dissolved	ug/L	-/-	ANR	ANR	ANR	Comp	ND < 3.0	U
Zinc	ug/L	119/-	Comp	14	J (*III, DNQ)	Comp	8.8	J (DNQ)
Zinc, dissolved	ug/L	-/-	Comp	ND < 6.0	UJ (*III)	Comp	ND < 6.0	U
ORGANICS								
Benzene	ug/L	-/-	Grab	ND < 0.28	*	Grab	ND < 0.28	*
Carbon Tetrachloride	ug/L	-/-	Grab	ND < 0.28	*	Grab	ND < 0.28	C, L*
Chloroform	ug/L	-/-	Grab	ND < 0.33	*	Grab	ND < 0.33	*
1,1-Dichloroethane	ug/L	-/-	Grab	ND < 0.40	*	Grab	ND < 0.40	*
1,2-Dichloroethane	ug/L	-/-	Grab	ND < 0.28	*	Grab	ND < 0.28	*
1,1,2-Dichloroethane	ug/L	6.0/-	Grab	ND < 0.42	*	Grab	ND < 0.42	*
1,4-Dioxane	ug/L	-/-	ANR	ANR	ANR	Comp	ND < 1.0	*
Ethylbenzene	ug/L	-/-	Grab	ND < 0.25	*	Grab	ND < 0.25	*
Tetrachloroethene	ug/L	-/-	Grab	ND < 0.32	*	Grab	ND < 0.32	*
Toluene	ug/L	-/-	Grab	ND < 0.36	*	Grab	ND < 0.36	*
Xylenes (Total)	ug/L	-/-	Grab	ND < 0.90	*	Grab	ND < 0.90	*
1,1,1-Trichloroethane	ug/L	-/-	Grab	ND < 0.30	*	Grab	ND < 0.30	*
1,1,2-Trichloroethane	ug/L	-/-	Grab	ND < 0.30	*	Grab	ND < 0.30	*
Trichloroethene	ug/L	5.0/-	Grab	ND < 0.26	*	Grab	ND < 0.26	*
Trichlorofluoromethane	ug/L	-/-	Grab	ND < 0.34	*	Grab	ND < 0.34	*
Trichlorotrifluoroethane (Freon 113)	ug/L	-/-	Grab	ND < 0.50	*	Grab	ND < 0.50	*
Vinyl Chloride	ug/L	-/-	Grab	ND < 0.40	*	Grab	ND < 0.40	*
TPH								
DRO (C13 - C28)	mg/L	-/-	ANR	ANR	ANR	Grab	ND < 0.050	*
GRO (C4 - C12)	mg/L	-/-	ANR	ANR	ANR	Grab	ND < 0.025	*
ADDITIONAL ANALYTES								
1,2-Dichloro-1,1,2-trifluoroethane	ug/L	-/-	Grab	ND < 1.1	*	Grab	ND < 1.1	*
2,4,5-Trichlorophenol	ug/L	-/-	ANR	ANR	ANR	Comp	ND < 0.19	*
1,1,2,2-Tetrachloroethane	ug/L	-/-	ANR	ANR	ANR	Grab	ND < 0.30	*
1,2,4-Trichlorobenzene	ug/L	-/-	ANR	ANR	ANR	Comp	ND < 0.094	*
1,2-Dichlorobenzene	ug/L	-/-	ANR	ANR	ANR	Grab	ND < 0.32	*
1,2-Dichlorobenzene	ug/L	-/-	ANR	ANR	ANR	Comp	ND < 0.094	*
1,2-Dichloropropane	ug/L	-/-	ANR	ANR	ANR	Grab	ND < 0.35	*
1,2-Diphenylhydrazine/Azobenzene	ug/L	-/-	ANR	ANR	ANR	Comp	ND < 0.094	*
1,3-Dichlorobenzene	ug/L	-/-	ANR	ANR	ANR	Comp	ND < 0.094	*
1,3-Dichlorobenzene	ug/L	-/-	ANR	ANR	ANR	Grab	ND < 0.35	*
1,4-Dichlorobenzene	ug/L	-/-	ANR	ANR	ANR	Comp	ND < 0.19	*
1,4-Dichlorobenzene	ug/L	-/-	ANR	ANR	ANR	Grab	ND < 0.37	*
2,4,6-Trichlorophenol	ug/L	13.0/-	Comp	ND < 0.094	*	Comp	ND < 0.094	*
2,4-Dichlorophenol	ug/L	-/-	ANR	ANR	ANR	Comp	ND < 0.19	*
2,4-Dimethylphenol	ug/L	-/-	ANR	ANR	ANR	Comp	ND < 0.28	*
2,4-Dinitrophenol	ug/L	-/-	ANR	ANR	ANR	Comp	ND < 0.85	*
2,4-Dinitrotoluene	ug/L	18.3/-	Comp	ND < 0.19	*	Comp	ND < 0.19	*
2,6-Dinitrotoluene	ug/L	-/-	ANR	ANR	ANR	Comp	ND < 0.094	*
2-Chloroethylvinylether	ug/L	-/-	ANR	ANR	ANR	Grab	ND < 1.8	*
2-Chloronaphthalene	ug/L	-/-	ANR	ANR	ANR	Comp	ND < 0.094	*
2-Chlorophenol	ug/L	-/-	ANR	ANR	ANR	Comp	ND < 0.19	*
2-Methyl-4,6-dinitrophenol	ug/L	-/-	ANR	ANR	ANR	Comp	ND < 0.19	*
2-Methylnaphthalene	ug/L	-/-	ANR	ANR	ANR	Comp	ND < 0.094	*
2-Methylphenol	ug/L	-/-	ANR	ANR	ANR	Comp	ND < 0.094	*
2-Nitrophenol	ug/L	-/-	ANR	ANR	ANR	Comp	ND < 0.094	*
3,3'-Dichlorobenzidine	ug/L	-/-	ANR	ANR	ANR	Comp	ND < 4.7	*
4,4'-DDD	ug/L	-/-	ANR	ANR	ANR	Comp	ND < 0.0019	*
4,4'-DDE	ug/L	-/-	ANR	ANR	ANR	Comp	ND < 0.0028	*
4,4'-DDT	ug/L	-/-	ANR	ANR	ANR	Comp	ND < 0.0038	*
4-Bromophenylphenylether	ug/L	-/-	ANR	ANR	ANR	Comp	ND < 0.094	*
4-Chloro-3-methylphenol	ug/L	-/-	ANR	ANR	ANR	Comp	ND < 0.19	*
4-Chloroaniline	ug/L	-/-	ANR	ANR	ANR	Comp	ND < 0.094	*
4-Chlorophenylphenylether	ug/L	-/-	ANR	ANR	ANR	Comp	ND < 0.094	*
4-Nitrophenol	ug/L	-/-	ANR	ANR	ANR	Comp	ND < 2.4	*
Acenaphthene	ug/L	-/-	ANR	ANR	ANR	Comp	ND < 0.094	*
Acenaphthylene	ug/L	-/-	ANR	ANR	ANR	Comp	ND < 0.094	*
Acrolein	ug/L	-/-	ANR	ANR	ANR	Grab	ND < 4.0	*
Acrylonitrile	ug/L	-/-	ANR	ANR	ANR	Grab	ND < 1.2	*
Acute Toxicity	% SURVIVAL	70-100/-	ANR	ANR	ANR	Grab	100	--

OUTFALL 002 (South Slope below R-2 Pond)

FIRST QUARTER 2010 REPORTING SUMMARY
THE BOEING COMPANY
SANTA SUSANA FIELD LABORATORY
NPDES PERMIT CA0001309

January 1 through March 31, 2010

ANALYTE	UNITS	Benchmark Limit Daily Max/Monthly Avg	1/18/2010-1/19/2010			2/5/2010		
			SAMPLE TYPE	RESULT	VALIDATION QUALIFIER	SAMPLE TYPE	RESULT	VALIDATION QUALIFIER
Aldrin	ug/L	-/-	ANR	ANR	ANR	Comp	ND < 0.0014	*
alpha-BHC	ug/L	0.03/-	Comp	ND < 0.0024	*	Comp	ND < 0.0024	*
Aniline	ug/L	-/-	ANR	ANR	ANR	Comp	ND < 0.28	*
Anthracene	ug/L	-/-	ANR	ANR	ANR	Comp	ND < 0.094	*
Aroclor-1016	ug/L	-/-	ANR	ANR	ANR	Comp	ND < 0.24	*
Aroclor-1221	ug/L	-/-	ANR	ANR	ANR	Comp	ND < 0.24	*
Aroclor-1232	ug/L	-/-	ANR	ANR	ANR	Comp	ND < 0.24	*
Aroclor-1242	ug/L	-/-	ANR	ANR	ANR	Comp	ND < 0.24	*
Aroclor-1248	ug/L	-/-	ANR	ANR	ANR	Comp	ND < 0.24	*
Aroclor-1254	ug/L	-/-	ANR	ANR	ANR	Comp	ND < 0.24	*
Aroclor-1260	ug/L	-/-	ANR	ANR	ANR	Comp	ND < 0.24	*
Benzidine	ug/L	-/-	ANR	ANR	ANR	Comp	ND < 4.7	*
Benzo(a)anthracene	ug/L	-/-	ANR	ANR	ANR	Comp	ND < 0.094	*
Benzo(a)pyrene	ug/L	-/-	ANR	ANR	ANR	Comp	ND < 0.094	*
Benzo(b)fluoranthene	ug/L	-/-	ANR	ANR	ANR	Comp	ND < 0.094	*
Benzo(g,h,i)perylene	ug/L	-/-	ANR	ANR	ANR	Comp	ND < 0.094	*
Benzo(k)fluoranthene	ug/L	-/-	ANR	ANR	ANR	Comp	ND < 0.094	*
Benzoic acid	ug/L	-/-	ANR	ANR	ANR	Comp	ND < 2.8	*
Benzyl alcohol	ug/L	-/-	ANR	ANR	ANR	Comp	ND < 0.094	*
beta-BHC	ug/L	-/-	ANR	ANR	ANR	Comp	ND < 0.0038	*
bis (2-Chloroethyl) ether	ug/L	-/-	ANR	ANR	ANR	Comp	ND < 0.094	*
bis (2-ethylhexyl) Phthalate	ug/L	4.0/-	Comp	ND < 1.6	*	Comp	ND < 1.6	*
bis(2-Chloroethoxy) methane	ug/L	-/-	ANR	ANR	ANR	Comp	ND < 0.094	*
bis(2-Chloroisopropyl) ether	ug/L	-/-	ANR	ANR	ANR	Comp	ND < 0.094	*
Bromodichloromethane	ug/L	-/-	ANR	ANR	ANR	Grab	ND < 0.30	*
Bromoform	ug/L	-/-	ANR	ANR	ANR	Grab	ND < 0.40	*
Bromomethane	ug/L	-/-	ANR	ANR	ANR	Grab	ND < 0.42	*
Butylbenzylphthalate	ug/L	-/-	ANR	ANR	ANR	Comp	ND < 0.66	*
Chlordane	ug/L	-/-	ANR	ANR	ANR	Comp	ND < 0.038	*
Chlorobenzene	ug/L	-/-	ANR	ANR	ANR	Grab	ND < 0.36	*
Chloroethane	ug/L	-/-	ANR	ANR	ANR	Grab	ND < 0.40	*
Chloromethane	ug/L	-/-	ANR	ANR	ANR	Grab	ND < 0.40	*
Chronic Toxicity	TUC	1.0/-	Comp	1.0	*	Comp	1.0	*
Chrysene	ug/L	-/-	ANR	ANR	ANR	Comp	ND < 0.094	*
cis-1,2-Dichloroethene	ug/L	-/-	ANR	ANR	ANR	Grab	ND < 0.32	*
cis-1,3-Dichloropropene	ug/L	-/-	ANR	ANR	ANR	Grab	ND < 0.22	*
Cyclohexane	ug/L	-/-	Grab	ND < 0.40	*	Grab	ND < 0.40	*
delta-BHC	ug/L	-/-	ANR	ANR	ANR	Comp	ND < 0.0033	*
Dibenzo(a,h)anthracene	ug/L	-/-	ANR	ANR	ANR	Comp	ND < 0.094	*
Dibenzofuran	ug/L	-/-	ANR	ANR	ANR	Comp	ND < 0.094	*
Dibromochloromethane	ug/L	-/-	ANR	ANR	ANR	Grab	ND < 0.40	*
Dieldrin	ug/L	-/-	ANR	ANR	ANR	Comp	ND < 0.0019	*
Diethylphthalate	ug/L	-/-	ANR	ANR	ANR	Comp	0.11	J* (DNQ)
Dimethylphthalate	ug/L	-/-	ANR	ANR	ANR	Comp	ND < 0.094	*
Di-n-butylphthalate	ug/L	-/-	ANR	ANR	ANR	Comp	ND < 0.19	*
Di-n-octylphthalate	ug/L	-/-	ANR	ANR	ANR	Comp	ND < 0.094	*
Endosulfan I	ug/L	-/-	ANR	ANR	ANR	Comp	ND < 0.0019	*
Endosulfan II	ug/L	-/-	ANR	ANR	ANR	Comp	ND < 0.0028	*
Endosulfan sulfate	ug/L	-/-	ANR	ANR	ANR	Comp	ND < 0.0028	*
Endrin	ug/L	-/-	ANR	ANR	ANR	Comp	ND < 0.0019	C*
Endrin aldehyde	ug/L	-/-	ANR	ANR	ANR	Comp	ND < 0.0019	*
Endrin ketone	ug/L	-/-	ANR	ANR	ANR	Comp	ND < 0.0028	*
Fluoranthene	ug/L	-/-	ANR	ANR	ANR	Comp	ND < 0.094	*
Fluorene	ug/L	-/-	ANR	ANR	ANR	Comp	ND < 0.094	*
Heptachlor	ug/L	-/-	ANR	ANR	ANR	Comp	ND < 0.0028	C*
Heptachlor epoxide	ug/L	-/-	ANR	ANR	ANR	Comp	ND < 0.0024	*
Hexachlorobenzene	ug/L	-/-	ANR	ANR	ANR	Comp	ND < 0.094	*
Hexachlorobutadiene	ug/L	-/-	ANR	ANR	ANR	Comp	ND < 0.19	*
Hexachlorocyclopentadiene	ug/L	-/-	ANR	ANR	ANR	Comp	ND < 0.094	*
Hexachloroethane	ug/L	-/-	ANR	ANR	ANR	Comp	ND < 0.19	*
Hydrazine	ug/L	-/-	ANR	ANR	ANR	Comp	ND < 0.452	U
Unsymmetrical Dimethyl Hydrazine	ug/L	-/-	ANR	ANR	ANR	Comp	ND < 1.42	U
Indeno(1,2,3-cd)pyrene	ug/L	-/-	ANR	ANR	ANR	Comp	ND < 0.094	*
Isophorone	ug/L	-/-	ANR	ANR	ANR	Comp	ND < 0.094	*
Lindane (gamma-BHC)	ug/L	-/-	ANR	ANR	ANR	Comp	ND < 0.0028	*

OUTFALL 002 (South Slope below R-2 Pond)

FIRST QUARTER 2010 REPORTING SUMMARY
 THE BOEING COMPANY
 SANTA SUSANA FIELD LABORATORY
 NPDES PERMIT CA0001309

January 1 through March 31, 2010

ANALYTE	UNITS	Benchmark Limit Daily Max/Monthly Avg	1/18/2010-1/19/2010			2/5/2010		
			SAMPLE TYPE	RESULT	VALIDATION QUALIFIER	SAMPLE TYPE	RESULT	VALIDATION QUALIFIER
Methoxychlor	ug/L	-/-	ANR	ANR	ANR	Comp	ND < 0.0033	*
Methylene Chloride	ug/L	-/-	ANR	ANR	ANR	Grab	ND < 0.95	*
m-Nitroaniline	ug/L	-/-	ANR	ANR	ANR	Comp	ND < 0.19	*
Monomethyl Hydrazine	ug/L	-/-	ANR	ANR	ANR	Comp	ND < 0.857	U
Naphthalene	ug/L	-/-	ANR	ANR	ANR	Comp	ND < 0.094	*
Nitrobenzene	ug/L	-/-	ANR	ANR	ANR	Comp	ND < 0.094	*
n-Nitrosodimethylamine	ug/L	16.3/-	Comp	ND < 0.094	*	Comp	ND < 0.094	*
n-Nitroso-di-n-propylamine	ug/L	-/-	ANR	ANR	ANR	Comp	ND < 0.094	*
n-Nitrosodiphenylamine	ug/L	-/-	ANR	ANR	ANR	Comp	ND < 0.094	*
o-Nitroaniline	ug/L	-/-	ANR	ANR	ANR	Comp	ND < 0.094	*
p-Cresol	ug/L	-/-	ANR	ANR	ANR	Comp	ND < 0.19	*
Pentachlorophenol	ug/L	16.5/-	Comp	ND < 0.094	*	Comp	ND < 0.094	*
Phenanthrene	ug/L	-/-	ANR	ANR	ANR	Comp	ND < 0.094	*
Phenol	ug/L	-/-	ANR	ANR	ANR	Comp	ND < 0.28	*
p-Nitroaniline	ug/L	-/-	ANR	ANR	ANR	Comp	ND < 0.47	*
Pyrene	ug/L	-/-	ANR	ANR	ANR	Comp	ND < 0.094	*
Toxaphene	ug/L	-/-	ANR	ANR	ANR	Comp	ND < 0.24	*
trans-1,2-Dichloroethene	ug/L	-/-	ANR	ANR	ANR	Grab	ND < 0.30	*
trans-1,3-Dichloropropene	ug/L	-/-	ANR	ANR	ANR	Grab	ND < 0.32	*

OUTFALL 002 (South Slope below R-2 Pond)

FIRST QUARTER 2010 REPORTING SUMMARY
 THE BOEING COMPANY
 SANTA SUSANA FIELD LABORATORY
 NPDES PERMIT CA0001309

January 1 through March 31, 2010

ANALYTE	UNITS	Benchmark Limit Daily Max/Monthly Avg	2/20/2010			2/27/2010-2/28/2010		
			SAMPLE TYPE	RESULT	VALIDATION QUALIFIER	SAMPLE TYPE	RESULT	VALIDATION QUALIFIER
Ammonia as Nitrogen (N)	mg/L	10.1/-	Comp	ND < 0.50	*	Comp	ND < 0.50	*
Biochemical Oxygen Demand (BOD 5 day)	mg/L	30/-	Comp	ND < 0.50	*	Comp	1.3	J* (DNQ)
Chloride	mg/L	150/-	Comp	16	*	Comp	18	*
Specific Conductivity (Lab)	umhos/cm	-/-	Grab	630	--	Grab	650	--
Surfactants (MBAS)	mg/L	0.5/-	Comp	0.093	J* (DNQ)	Comp	0.052	J* (DNQ)
Fluoride	mg/L	1.6/-	ANR	ANR	ANR	ANR	ANR	ANR
Nitrate + Nitrite as Nitrogen (N)	mg/L	8.0/-	Comp	ND < 0.15	*	Comp	0.34	*
Nitrate as Nitrogen (N)	mg/L	8.0/-	Comp	ND < 0.060	*	Comp	0.34	*
Nitrite-N	mg/L	1.0/-	Comp	ND < 0.090	*	Comp	ND < 0.090	*
Oil & Grease	mg/L	15/-	Grab	ND < 1.4	--	Grab	ND < 1.3	*
Perchlorate	ug/L	6.0/-	Comp	ND < 0.90	*	Comp	ND < 0.90	*
pH (Field)	pH units	6.5-8.5/-	Grab	8.0	*	Grab	8.2	*
Total Settleable Solids	ml/L	0.3/-	Grab	0.10	*	Grab	ND < 0.10	*
Sulfate	mg/L	300/-	Comp	150	*	Comp	92	*
Temperature	deg. F	86/-	Grab	49	*	Grab	52	*
Total Cyanide	ug/L	8.5/-	Grab	ND < 2.2	*	Grab	ND < 2.2	*
Total Dissolved Solids	mg/L	950/-	Comp	370	*	Comp	340	*
Hardness	mg/L	-/-	ANR	ANR	ANR	ANR	ANR	ANR
Hardness, dissolved	mg/L	-/-	ANR	ANR	ANR	ANR	ANR	ANR
Total Organic Carbon	mg/L	-/-	ANR	ANR	ANR	ANR	ANR	ANR
Total Residual Chlorine (Field)	mg/L	0.1/-	ANR	ANR	ANR	ANR	ANR	ANR
Total Suspended Solids	mg/L	45/-	Comp	4.0	J* (DNQ)	Comp	78	--
Turbidity	NTU	-/-	Comp	0.75	J (DNQ)	Comp	170	--
Volume Discharged	MGD	160/-	Meas	0.743525	*	Meas	0.47239	*
METALS								
Antimony	ug/L	6.0/-	ANR	ANR	ANR	ANR	ANR	ANR
Antimony, dissolved	ug/L	-/-	ANR	ANR	ANR	ANR	ANR	ANR
Arsenic	ug/L	10/-	Comp	ND < 0.90	*	Comp	1.5	J (C)
Arsenic, dissolved	ug/L	-/-	Comp	ND < 0.90	*	Comp	ND < 0.90	U
Barium	mg/L	1.0/-	Comp	0.037	*	Comp	0.071	--
Barium, dissolved	mg/L	-/-	Comp	0.036	*	Comp	0.030	--
Beryllium	ug/L	4.0/-	Comp	ND < 0.10	*	Comp	0.31	J (*III, DNQ)
Beryllium, dissolved	ug/L	-/-	Comp	ND < 0.10	C* (C)	Comp	ND < 0.10	UJ (*III)
Boron	mg/L	-/-	ANR	ANR	ANR	ANR	ANR	ANR
Boron, dissolved	mg/L	-/-	ANR	ANR	ANR	ANR	ANR	ANR
Cadmium	ug/L	3.1/-	Comp	ND < 0.10	*	Comp	0.12	J (DNQ)
Cadmium, dissolved	ug/L	-/-	Comp	ND < 0.10	*	Comp	ND < 0.10	U
Calcium	mg/L	-/-	ANR	ANR	ANR	ANR	ANR	ANR
Calcium, Dissolved	mg/L	-/-	ANR	ANR	ANR	ANR	ANR	ANR
Chromium	ug/L	16.3/-	Comp	ND < 0.90	*	Comp	ND < 8.7	UJ (B, *III)
Chromium, dissolved	ug/L	-/-	Comp	ND < 0.90	C* (C)	Comp	1.3	J (C, *III, DNQ)
Chromium VI	ug/L	16.3/-	ANR	ANR	ANR	ANR	ANR	ANR
Cobalt	ug/L	-/-	ANR	ANR	ANR	ANR	ANR	ANR
Cobalt, dissolved	ug/L	-/-	ANR	ANR	ANR	ANR	ANR	ANR
Copper	ug/L	14.0/-	Comp	1.5	J* (DNQ)	Comp	6.8	J (*III)
Copper, dissolved	ug/L	-/-	Comp	ND < 0.50	*	Comp	1.9	J (*III, DNQ)
Iron	mg/L	0.3/-	Comp	0.027	J* (DNQ)	Comp	7.4	--
Iron, dissolved	mg/L	-/-	Comp	ND < 0.015	*	Comp	0.28	--
Lead	ug/L	5.2/-	Comp	ND < 0.20	*	Comp	3.3	--
Lead, dissolved	ug/L	-/-	Comp	ND < 0.20	C* (C)	Comp	ND < 0.20	U
Magnesium	mg/L	-/-	ANR	ANR	ANR	ANR	ANR	ANR
Magnesium, Dissolved	mg/L	-/-	ANR	ANR	ANR	ANR	ANR	ANR
Manganese	ug/L	50/-	Comp	6.2	*	Comp	130	J (*III)
Manganese, dissolved	ug/L	-/-	Comp	4.8	*	Comp	12	J (*III)
Mercury	ug/L	0.10/-	Comp	ND < 0.10	U	Comp	ND < 0.10	U
Mercury, dissolved	ug/L	-/-	Comp	ND < 0.10	U	Comp	ND < 0.10	U
Nickel	ug/L	96/-	Comp	2.0	*	Comp	8.3	J (*III)
Nickel, dissolved	ug/L	-/-	Comp	2.0	B* (B)	Comp	1.8	J (*III, DNQ)
Selenium	ug/L	8.2/-	Comp	ND < 0.50	*	Comp	0.55	J (DNQ)
Selenium, dissolved	ug/L	-/-	Comp	ND < 0.50	*	Comp	ND < 0.50	U
Silver	ug/L	4.1/-	ANR	ANR	ANR	ANR	ANR	ANR
Silver, dissolved	ug/L	-/-	ANR	ANR	ANR	ANR	ANR	ANR
Thallium	ug/L	2.0/-	ANR	ANR	ANR	ANR	ANR	ANR
Thallium, dissolved	ug/L	-/-	ANR	ANR	ANR	ANR	ANR	ANR

OUTFALL 002 (South Slope below R-2 Pond)

FIRST QUARTER 2010 REPORTING SUMMARY
 THE BOEING COMPANY
 SANTA SUSANA FIELD LABORATORY
 NPDES PERMIT CA0001309

January 1 through March 31, 2010

ANALYTE	UNITS	Benchmark Limit Daily Max/Monthly Avg	2/20/2010			2/27/2010-2/28/2010		
			SAMPLE TYPE	RESULT	VALIDATION QUALIFIER	SAMPLE TYPE	RESULT	VALIDATION QUALIFIER
Vanadium	ug/L	-/-	ANR	ANR	ANR	ANR	ANR	ANR
Vanadium, dissolved	ug/L	-/-	ANR	ANR	ANR	ANR	ANR	ANR
Zinc	ug/L	119/-	Comp	ND < 6.0	*	Comp	27	--
Zinc, dissolved	ug/L	-/-	Comp	ND < 6.0	*	Comp	ND < 6.0	U
ORGANICS								
Benzene	ug/L	-/-	Grab	ND < 0.28	*	Grab	ND < 0.28	*
Carbon Tetrachloride	ug/L	-/-	Grab	ND < 0.28	*	Grab	ND < 0.28	*
Chloroform	ug/L	-/-	Grab	ND < 0.33	*	Grab	ND < 0.33	*
1,1-Dichloroethane	ug/L	-/-	Grab	ND < 0.40	*	Grab	ND < 0.40	*
1,2-Dichloroethane	ug/L	-/-	Grab	ND < 0.28	*	Grab	ND < 0.28	*
1,1,2-Trichloroethane	ug/L	6.0/-	Grab	ND < 0.42	*	Grab	ND < 0.42	*
1,4-Dioxane	ug/L	-/-	ANR	ANR	ANR	ANR	ANR	ANR
Ethylbenzene	ug/L	-/-	Grab	ND < 0.25	*	Grab	ND < 0.25	*
Tetrachloroethene	ug/L	-/-	Grab	ND < 0.32	*	Grab	ND < 0.32	*
Toluene	ug/L	-/-	Grab	ND < 0.36	*	Grab	ND < 0.36	*
Xylenes (Total)	ug/L	-/-	Grab	ND < 0.90	*	Grab	ND < 0.90	*
1,1,1-Trichloroethane	ug/L	-/-	Grab	ND < 0.30	*	Grab	ND < 0.30	*
1,1,2-Trichloroethane	ug/L	-/-	Grab	ND < 0.30	*	Grab	ND < 0.30	*
Trichloroethene	ug/L	5.0/-	Grab	ND < 0.26	*	Grab	ND < 0.26	*
Trichlorofluoromethane	ug/L	-/-	Grab	ND < 0.34	*	Grab	ND < 0.34	*
Trichlorotrifluoroethane (Freon 113)	ug/L	-/-	ANR	ANR	ANR	ANR	ANR	ANR
Vinyl Chloride	ug/L	-/-	Grab	ND < 0.40	*	Grab	ND < 0.40	*
TPH								
DRO (C13 - C28)	mg/L	-/-	ANR	ANR	ANR	ANR	ANR	ANR
GRO (C4 - C12)	mg/L	-/-	ANR	ANR	ANR	ANR	ANR	ANR
ADDITIONAL ANALYTES								
1,2-Dichloro-1,1,2-trifluoroethane	ug/L	-/-	ANR	ANR	ANR	ANR	ANR	ANR
2,4,5-Trichlorophenol	ug/L	-/-	ANR	ANR	ANR	ANR	ANR	ANR
1,1,1,2-Tetrachloroethane	ug/L	-/-	ANR	ANR	ANR	ANR	ANR	ANR
1,2,4-Trichlorobenzene	ug/L	-/-	ANR	ANR	ANR	ANR	ANR	ANR
1,2-Dichlorobenzene	ug/L	-/-	ANR	ANR	ANR	ANR	ANR	ANR
1,2-Dichlorobenzene	ug/L	-/-	ANR	ANR	ANR	ANR	ANR	ANR
1,2-Dichloropropane	ug/L	-/-	ANR	ANR	ANR	ANR	ANR	ANR
1,2-Diphenylhydrazine/Azobenzene	ug/L	-/-	ANR	ANR	ANR	ANR	ANR	ANR
1,3-Dichlorobenzene	ug/L	-/-	ANR	ANR	ANR	ANR	ANR	ANR
1,3-Dichlorobenzene	ug/L	-/-	ANR	ANR	ANR	ANR	ANR	ANR
1,4-Dichlorobenzene	ug/L	-/-	ANR	ANR	ANR	ANR	ANR	ANR
1,4-Dichlorobenzene	ug/L	-/-	ANR	ANR	ANR	ANR	ANR	ANR
2,4,6-Trichlorophenol	ug/L	13.0/-	Comp	ND < 0.095	*	Comp	ND < 0.095	*
2,4-Dichlorophenol	ug/L	-/-	ANR	ANR	ANR	ANR	ANR	ANR
2,4-Dimethylphenol	ug/L	-/-	ANR	ANR	ANR	ANR	ANR	ANR
2,4-Dinitrophenol	ug/L	-/-	ANR	ANR	ANR	ANR	ANR	ANR
2,4-Dinitrotoluene	ug/L	18.3/-	Comp	ND < 0.19	*	Comp	ND < 0.19	*
2,6-Dinitrotoluene	ug/L	-/-	ANR	ANR	ANR	ANR	ANR	ANR
2-Chloroethylvinylether	ug/L	-/-	ANR	ANR	ANR	ANR	ANR	ANR
2-Chloronaphthalene	ug/L	-/-	ANR	ANR	ANR	ANR	ANR	ANR
2-Chlorophenol	ug/L	-/-	ANR	ANR	ANR	ANR	ANR	ANR
2-Methyl-4,6-dinitrophenol	ug/L	-/-	ANR	ANR	ANR	ANR	ANR	ANR
2-Methylnaphthalene	ug/L	-/-	ANR	ANR	ANR	ANR	ANR	ANR
2-Methylphenol	ug/L	-/-	ANR	ANR	ANR	ANR	ANR	ANR
2-Nitrophenol	ug/L	-/-	ANR	ANR	ANR	ANR	ANR	ANR
3,3'-Dichlorobenzidine	ug/L	-/-	ANR	ANR	ANR	ANR	ANR	ANR
4,4'-DDD	ug/L	-/-	ANR	ANR	ANR	ANR	ANR	ANR
4,4'-DDE	ug/L	-/-	ANR	ANR	ANR	ANR	ANR	ANR
4,4'-DDT	ug/L	-/-	ANR	ANR	ANR	ANR	ANR	ANR
4-Bromophenylphenylether	ug/L	-/-	ANR	ANR	ANR	ANR	ANR	ANR
4-Chloro-3-methylphenol	ug/L	-/-	ANR	ANR	ANR	ANR	ANR	ANR
4-Chloroaniline	ug/L	-/-	ANR	ANR	ANR	ANR	ANR	ANR
4-Chlorophenylphenylether	ug/L	-/-	ANR	ANR	ANR	ANR	ANR	ANR
4-Nitrophenol	ug/L	-/-	ANR	ANR	ANR	ANR	ANR	ANR
Acenaphthene	ug/L	-/-	ANR	ANR	ANR	ANR	ANR	ANR
Acenaphthylene	ug/L	-/-	ANR	ANR	ANR	ANR	ANR	ANR
Acrolein	ug/L	-/-	ANR	ANR	ANR	ANR	ANR	ANR
Acrylonitrile	ug/L	-/-	ANR	ANR	ANR	ANR	ANR	ANR
Acute Toxicity	% SURVIVAL	70-100/-	ANR	ANR	ANR	ANR	ANR	ANR

OUTFALL 002 (South Slope below R-2 Pond)

FIRST QUARTER 2010 REPORTING SUMMARY
THE BOEING COMPANY
SANTA SUSANA FIELD LABORATORY
NPDES PERMIT CA0001309

January 1 through March 31, 2010

ANALYTE	UNITS	Benchmark Limit Daily Max/Monthly Avg	2/20/2010			2/27/2010-2/28/2010		
			SAMPLE TYPE	RESULT	VALIDATION QUALIFIER	SAMPLE TYPE	RESULT	VALIDATION QUALIFIER
Aldrin	ug/L	-/-	ANR	ANR	ANR	ANR	ANR	ANR
alpha-BHC	ug/L	0.03/-	Comp	ND < 0.0024	*	Comp	ND < 0.0024	*
Aniline	ug/L	-/-	ANR	ANR	ANR	ANR	ANR	ANR
Anthracene	ug/L	-/-	ANR	ANR	ANR	ANR	ANR	ANR
Aroclor-1016	ug/L	-/-	ANR	ANR	ANR	ANR	ANR	ANR
Aroclor-1221	ug/L	-/-	ANR	ANR	ANR	ANR	ANR	ANR
Aroclor-1232	ug/L	-/-	ANR	ANR	ANR	ANR	ANR	ANR
Aroclor-1242	ug/L	-/-	ANR	ANR	ANR	ANR	ANR	ANR
Aroclor-1248	ug/L	-/-	ANR	ANR	ANR	ANR	ANR	ANR
Aroclor-1254	ug/L	-/-	ANR	ANR	ANR	ANR	ANR	ANR
Aroclor-1260	ug/L	-/-	ANR	ANR	ANR	ANR	ANR	ANR
Benzidine	ug/L	-/-	ANR	ANR	ANR	ANR	ANR	ANR
Benzo(a)anthracene	ug/L	-/-	ANR	ANR	ANR	ANR	ANR	ANR
Benzo(a)pyrene	ug/L	-/-	ANR	ANR	ANR	ANR	ANR	ANR
Benzo(b)fluoranthene	ug/L	-/-	ANR	ANR	ANR	ANR	ANR	ANR
Benzo(g,h,i)perylene	ug/L	-/-	ANR	ANR	ANR	ANR	ANR	ANR
Benzo(k)fluoranthene	ug/L	-/-	ANR	ANR	ANR	ANR	ANR	ANR
Benzoic acid	ug/L	-/-	ANR	ANR	ANR	ANR	ANR	ANR
Benzyl alcohol	ug/L	-/-	ANR	ANR	ANR	ANR	ANR	ANR
beta-BHC	ug/L	-/-	ANR	ANR	ANR	ANR	ANR	ANR
bis (2-Chloroethyl) ether	ug/L	-/-	ANR	ANR	ANR	ANR	ANR	ANR
bis (2-ethylhexyl) Phthalate	ug/L	4.0/-	Comp	ND < 1.6	*	Comp	ND < 1.6	*
bis(2-Chloroethoxy) methane	ug/L	-/-	ANR	ANR	ANR	ANR	ANR	ANR
bis(2-Chloroisopropyl) ether	ug/L	-/-	ANR	ANR	ANR	ANR	ANR	ANR
Bromodichloromethane	ug/L	-/-	ANR	ANR	ANR	ANR	ANR	ANR
Bromoform	ug/L	-/-	ANR	ANR	ANR	ANR	ANR	ANR
Bromomethane	ug/L	-/-	ANR	ANR	ANR	ANR	ANR	ANR
Butylbenzylphthalate	ug/L	-/-	ANR	ANR	ANR	ANR	ANR	ANR
Chlordane	ug/L	-/-	ANR	ANR	ANR	ANR	ANR	ANR
Chlorobenzene	ug/L	-/-	ANR	ANR	ANR	ANR	ANR	ANR
Chloroethane	ug/L	-/-	ANR	ANR	ANR	ANR	ANR	ANR
Chloromethane	ug/L	-/-	ANR	ANR	ANR	ANR	ANR	ANR
Chronic Toxicity	TUC	1.0/-	ANR	ANR	ANR	ANR	ANR	ANR
Chrysene	ug/L	-/-	ANR	ANR	ANR	ANR	ANR	ANR
cis-1,2-Dichloroethene	ug/L	-/-	ANR	ANR	ANR	ANR	ANR	ANR
cis-1,3-Dichloropropene	ug/L	-/-	ANR	ANR	ANR	ANR	ANR	ANR
Cyclohexane	ug/L	-/-	ANR	ANR	ANR	ANR	ANR	ANR
delta-BHC	ug/L	-/-	ANR	ANR	ANR	ANR	ANR	ANR
Dibenzo(a,h)anthracene	ug/L	-/-	ANR	ANR	ANR	ANR	ANR	ANR
Dibenzofuran	ug/L	-/-	ANR	ANR	ANR	ANR	ANR	ANR
Dibromochloromethane	ug/L	-/-	ANR	ANR	ANR	ANR	ANR	ANR
Dieldrin	ug/L	-/-	ANR	ANR	ANR	ANR	ANR	ANR
Diethylphthalate	ug/L	-/-	ANR	ANR	ANR	ANR	ANR	ANR
Dimethylphthalate	ug/L	-/-	ANR	ANR	ANR	ANR	ANR	ANR
Di-n-butylphthalate	ug/L	-/-	ANR	ANR	ANR	ANR	ANR	ANR
Di-n-octylphthalate	ug/L	-/-	ANR	ANR	ANR	ANR	ANR	ANR
Endosulfan I	ug/L	-/-	ANR	ANR	ANR	ANR	ANR	ANR
Endosulfan II	ug/L	-/-	ANR	ANR	ANR	ANR	ANR	ANR
Endosulfan sulfate	ug/L	-/-	ANR	ANR	ANR	ANR	ANR	ANR
Endrin	ug/L	-/-	ANR	ANR	ANR	ANR	ANR	ANR
Endrin aldehyde	ug/L	-/-	ANR	ANR	ANR	ANR	ANR	ANR
Endrin ketone	ug/L	-/-	ANR	ANR	ANR	ANR	ANR	ANR
Fluoranthene	ug/L	-/-	ANR	ANR	ANR	ANR	ANR	ANR
Fluorene	ug/L	-/-	ANR	ANR	ANR	ANR	ANR	ANR
Heptachlor	ug/L	-/-	ANR	ANR	ANR	ANR	ANR	ANR
Heptachlor epoxide	ug/L	-/-	ANR	ANR	ANR	ANR	ANR	ANR
Hexachlorobenzene	ug/L	-/-	ANR	ANR	ANR	ANR	ANR	ANR
Hexachlorobutadiene	ug/L	-/-	ANR	ANR	ANR	ANR	ANR	ANR
Hexachlorocyclopentadiene	ug/L	-/-	ANR	ANR	ANR	ANR	ANR	ANR
Hexachloroethane	ug/L	-/-	ANR	ANR	ANR	ANR	ANR	ANR
Hydrazine	ug/L	-/-	ANR	ANR	ANR	ANR	ANR	ANR
Unsymmetrical Dimethyl Hydrazine	ug/L	-/-	ANR	ANR	ANR	ANR	ANR	ANR
Indeno(1,2,3-cd)pyrene	ug/L	-/-	ANR	ANR	ANR	ANR	ANR	ANR
Isophorone	ug/L	-/-	ANR	ANR	ANR	ANR	ANR	ANR
Lindane (gamma-BHC)	ug/L	-/-	ANR	ANR	ANR	ANR	ANR	ANR

OUTFALL 002 (South Slope below R-2 Pond)

FIRST QUARTER 2010 REPORTING SUMMARY
 THE BOEING COMPANY
 SANTA SUSANA FIELD LABORATORY
 NPDES PERMIT CA0001309

January 1 through March 31, 2010

ANALYTE	UNITS	Benchmark Limit Daily Max/Monthly Avg	2/20/2010			2/27/2010-2/28/2010		
			SAMPLE TYPE	RESULT	VALIDATION QUALIFIER	SAMPLE TYPE	RESULT	VALIDATION QUALIFIER
Methoxychlor	ug/L	-/-	ANR	ANR	ANR	ANR	ANR	ANR
Methylene Chloride	ug/L	-/-	ANR	ANR	ANR	ANR	ANR	ANR
m-Nitroaniline	ug/L	-/-	ANR	ANR	ANR	ANR	ANR	ANR
Monomethyl Hydrazine	ug/L	-/-	ANR	ANR	ANR	ANR	ANR	ANR
Naphthalene	ug/L	-/-	ANR	ANR	ANR	ANR	ANR	ANR
Nitrobenzene	ug/L	-/-	ANR	ANR	ANR	ANR	ANR	ANR
n-Nitrosodimethylamine	ug/L	16.3/-	Comp	ND < 0.095	*	Comp	ND < 0.095	*
n-Nitroso-di-n-propylamine	ug/L	-/-	ANR	ANR	ANR	ANR	ANR	ANR
n-Nitrosodiphenylamine	ug/L	-/-	ANR	ANR	ANR	ANR	ANR	ANR
o-Nitroaniline	ug/L	-/-	ANR	ANR	ANR	ANR	ANR	ANR
p-Cresol	ug/L	-/-	ANR	ANR	ANR	ANR	ANR	ANR
Pentachlorophenol	ug/L	16.5/-	Comp	ND < 0.095	*	Comp	ND < 0.095	*
Phenanthrene	ug/L	-/-	ANR	ANR	ANR	ANR	ANR	ANR
Phenol	ug/L	-/-	ANR	ANR	ANR	ANR	ANR	ANR
p-Nitroaniline	ug/L	-/-	ANR	ANR	ANR	ANR	ANR	ANR
Pyrene	ug/L	-/-	ANR	ANR	ANR	ANR	ANR	ANR
Toxaphene	ug/L	-/-	ANR	ANR	ANR	ANR	ANR	ANR
trans-1,2-Dichloroethene	ug/L	-/-	ANR	ANR	ANR	ANR	ANR	ANR
trans-1,3-Dichloropropene	ug/L	-/-	ANR	ANR	ANR	ANR	ANR	ANR

OUTFALL 002 (South Slope below R-2 Pond)

FIRST QUARTER 2010 REPORTING SUMMARY
 THE BOEING COMPANY
 SANTA SUSANA FIELD LABORATORY
 NPDES PERMIT CA0001309

January 1 through March 31, 2010

ANALYTE	UNITS	Benchmark Limit Daily Max/Monthly Avg	3/6/2010-3/7/2010		
			SAMPLE TYPE	RESULT	VALIDATION QUALIFIER
Ammonia as Nitrogen (N)	mg/L	10.1/-	Comp	ND < 0.50	*
Biochemical Oxygen Demand (BOD 5 day)	mg/L	30/-	Comp	0.80	Ja* (DNQ)
Chloride	mg/L	150/-	Comp	16	*
Specific Conductivity (Lab)	umhos/cm	-/-	Grab	490	--
Surfactants (MBAS)	mg/L	0.5/-	Comp	0.057	Ja* (DNQ)
Fluoride	mg/L	1.6/-	ANR	ANR	ANR
Nitrate + Nitrite as Nitrogen (N)	mg/L	8.0/-	Comp	ND < 0.15	*
Nitrate as Nitrogen (N)	mg/L	8.0/-	Comp	ND < 0.060	*
Nitrite-N	mg/L	1.0/-	Comp	ND < 0.090	*
Oil & Grease	mg/L	15/-	Grab	ND < 1.3	*
Perchlorate	ug/L	6.0/-	Comp	ND < 0.90	*
pH (Field)	pH units	6.5-8.5/-	Grab	8.0	*
Total Settleable Solids	ml/L	0.3/-	Grab	ND < 0.10	*
Sulfate	mg/L	300/-	Comp	150	*
Temperature	deg. F	86/-	Grab	57	*
Total Cyanide	ug/L	8.5/-	Grab	ND < 2.2	*
Total Dissolved Solids	mg/L	950/-	Comp	370	*
Hardness	mg/L	-/-	ANR	ANR	ANR
Hardness, dissolved	mg/L	-/-	ANR	ANR	ANR
Total Organic Carbon	mg/L	-/-	ANR	ANR	ANR
Total Residual Chlorine (Field)	mg/L	0.1/-	ANR	ANR	ANR
Total Suspended Solids	mg/L	45/-	Comp	3.0	Ja* (DNQ)
Turbidity	NTU	-/-	Comp	4.1	--
Volume Discharged	MGD	160/-	Meas	1.58414	*
METALS					
Antimony	ug/L	6.0/-	ANR	ANR	ANR
Antimony, dissolved	ug/L	-/-	ANR	ANR	ANR
Arsenic	ug/L	10/-	Comp	ND < 1.0	UJ (B)
Arsenic, dissolved	ug/L	-/-	Comp	ND < 0.90	U
Barium	mg/L	1.0/-	Comp	0.035	--
Barium, dissolved	mg/L	-/-	Comp	0.036	--
Beryllium	ug/L	4.0/-	Comp	ND < 0.10	UJ (*III)
Beryllium, dissolved	ug/L	-/-	Comp	ND < 0.10	UJ (*III)
Boron	mg/L	-/-	ANR	ANR	ANR
Boron, dissolved	mg/L	-/-	ANR	ANR	ANR
Cadmium	ug/L	3.1/-	Comp	ND < 0.10	U
Cadmium, dissolved	ug/L	-/-	Comp	ND < 0.10	U
Calcium	mg/L	-/-	ANR	ANR	ANR
Calcium, Dissolved	mg/L	-/-	ANR	ANR	ANR
Chromium	ug/L	16.3/-	Comp	ND < 0.90	UJ (*III)
Chromium, dissolved	ug/L	-/-	Comp	ND < 2.4	UJ (B, *III)
Chromium VI	ug/L	16.3/-	ANR	ANR	ANR
Cobalt	ug/L	-/-	ANR	ANR	ANR
Cobalt, dissolved	ug/L	-/-	ANR	ANR	ANR
Copper	ug/L	14.0/-	Comp	1.8	J (*III, DNQ)
Copper, dissolved	ug/L	-/-	Comp	ND < 2.0	UJ (B, *III)
Iron	mg/L	0.3/-	Comp	0.17	--
Iron, dissolved	mg/L	-/-	Comp	0.016	J (DNQ)
Lead	ug/L	5.2/-	Comp	0.32	J (DNQ)
Lead, dissolved	ug/L	-/-	Comp	ND < 0.20	U
Magnesium	mg/L	-/-	ANR	ANR	ANR
Magnesium, Dissolved	mg/L	-/-	ANR	ANR	ANR
Manganese	ug/L	50/-	Comp	9.7	J (*III)
Manganese, dissolved	ug/L	-/-	Comp	6.9	J (*III)
Mercury	ug/L	0.10/-	Comp	ND < 0.10	U
Mercury, dissolved	ug/L	-/-	Comp	ND < 0.10	U
Nickel	ug/L	96/-	Comp	1.2	J (*III, DNQ)
Nickel, dissolved	ug/L	-/-	Comp	1.2	J (*III, DNQ)
Selenium	ug/L	8.2/-	Comp	ND < 0.50	U
Selenium, dissolved	ug/L	-/-	Comp	0.60	J (DNQ)
Silver	ug/L	4.1/-	ANR	ANR	ANR
Silver, dissolved	ug/L	-/-	ANR	ANR	ANR
Thallium	ug/L	2.0/-	ANR	ANR	ANR
Thallium, dissolved	ug/L	-/-	ANR	ANR	ANR

OUTFALL 002 (South Slope below R-2 Pond)

FIRST QUARTER 2010 REPORTING SUMMARY
THE BOEING COMPANY
SANTA SUSANA FIELD LABORATORY
NPDES PERMIT CA0001309

January 1 through March 31, 2010

ANALYTE	UNITS	Benchmark Limit Daily Max/Monthly Avg	3/6/2010-3/7/2010		
			SAMPLE TYPE	RESULT	VALIDATION QUALIFIER
Vanadium	ug/L	-/-	ANR	ANR	ANR
Vanadium, dissolved	ug/L	-/-	ANR	ANR	ANR
Zinc	ug/L	119/-	Comp	ND < 6.0	U
Zinc, dissolved	ug/L	-/-	Comp	ND < 6.0	U
ORGANICS					
Benzene	ug/L	-/-	Grab	ND < 0.28	*
Carbon Tetrachloride	ug/L	-/-	Grab	ND < 0.28	*
Chloroform	ug/L	-/-	Grab	ND < 0.33	*
1,1-Dichloroethane	ug/L	-/-	Grab	ND < 0.40	*
1,2-Dichloroethane	ug/L	-/-	Grab	ND < 0.28	*
1,1,2-Trichloroethane	ug/L	6.0/-	Grab	ND < 0.42	*
1,4-Dioxane	ug/L	-/-	ANR	ANR	ANR
Ethylbenzene	ug/L	-/-	Grab	ND < 0.25	*
Tetrachloroethene	ug/L	-/-	Grab	ND < 0.32	*
Toluene	ug/L	-/-	Grab	ND < 0.36	*
Xylenes (Total)	ug/L	-/-	Grab	ND < 0.90	*
1,1,1-Trichloroethane	ug/L	-/-	Grab	ND < 0.30	*
1,1,2-Trichloroethane	ug/L	-/-	Grab	ND < 0.30	*
Trichloroethene	ug/L	5.0/-	Grab	0.97	*
Trichlorofluoromethane	ug/L	-/-	Grab	ND < 0.34	*
Trichlorotrifluoroethane (Freon 113)	ug/L	-/-	ANR	ANR	ANR
Vinyl Chloride	ug/L	-/-	Grab	ND < 0.40	*
TPH					
DRO (C13 - C28)	mg/L	-/-	ANR	ANR	ANR
GRO (C4 - C12)	mg/L	-/-	ANR	ANR	ANR
ADDITIONAL ANALYTES					
1,2-Dichloro-1,1,2-trifluoroethane	ug/L	-/-	ANR	ANR	ANR
2,4,5-Trichlorophenol	ug/L	-/-	ANR	ANR	ANR
1,1,2,2-Tetrachloroethane	ug/L	-/-	ANR	ANR	ANR
1,2,4-Trichlorobenzene	ug/L	-/-	ANR	ANR	ANR
1,2-Dichlorobenzene	ug/L	-/-	ANR	ANR	ANR
1,2-Dichlorobenzene	ug/L	-/-	ANR	ANR	ANR
1,2-Dichloropropane	ug/L	-/-	ANR	ANR	ANR
1,2-Diphenylhydrazine/Azobenzene	ug/L	-/-	ANR	ANR	ANR
1,3-Dichlorobenzene	ug/L	-/-	ANR	ANR	ANR
1,3-Dichlorobenzene	ug/L	-/-	ANR	ANR	ANR
1,4-Dichlorobenzene	ug/L	-/-	ANR	ANR	ANR
1,4-Dichlorobenzene	ug/L	-/-	ANR	ANR	ANR
2,4,6-Trichlorophenol	ug/L	13.0/-	Comp	ND < 0.095	*
2,4-Dichlorophenol	ug/L	-/-	ANR	ANR	ANR
2,4-Dimethylphenol	ug/L	-/-	ANR	ANR	ANR
2,4-Dinitrophenol	ug/L	-/-	ANR	ANR	ANR
2,4-Dinitrotoluene	ug/L	18.3/-	Comp	ND < 0.19	*
2,6-Dinitrotoluene	ug/L	-/-	ANR	ANR	ANR
2-Chloroethylvinylether	ug/L	-/-	ANR	ANR	ANR
2-Chloronaphthalene	ug/L	-/-	ANR	ANR	ANR
2-Chlorophenol	ug/L	-/-	ANR	ANR	ANR
2-Methyl-4,6-dinitrophenol	ug/L	-/-	ANR	ANR	ANR
2-Methylnaphthalene	ug/L	-/-	ANR	ANR	ANR
2-Methylphenol	ug/L	-/-	ANR	ANR	ANR
2-Nitrophenol	ug/L	-/-	ANR	ANR	ANR
3,3'-Dichlorobenzidine	ug/L	-/-	ANR	ANR	ANR
4,4'-DDD	ug/L	-/-	ANR	ANR	ANR
4,4'-DDE	ug/L	-/-	ANR	ANR	ANR
4,4'-DDT	ug/L	-/-	ANR	ANR	ANR
4-Bromophenylphenylether	ug/L	-/-	ANR	ANR	ANR
4-Chloro-3-methylphenol	ug/L	-/-	ANR	ANR	ANR
4-Chloroaniline	ug/L	-/-	ANR	ANR	ANR
4-Chlorophenylphenylether	ug/L	-/-	ANR	ANR	ANR
4-Nitrophenol	ug/L	-/-	ANR	ANR	ANR
Acenaphthene	ug/L	-/-	ANR	ANR	ANR
Acenaphthylene	ug/L	-/-	ANR	ANR	ANR
Acrolein	ug/L	-/-	ANR	ANR	ANR
Acrylonitrile	ug/L	-/-	ANR	ANR	ANR
Acute Toxicity	% SURVIVAL	70-100/-	ANR	ANR	ANR

OUTFALL 002 (South Slope below R-2 Pond)

FIRST QUARTER 2010 REPORTING SUMMARY
THE BOEING COMPANY
SANTA SUSANA FIELD LABORATORY
NPDES PERMIT CA0001309

January 1 through March 31, 2010

ANALYTE	UNITS	Benchmark Limit Daily Max/Monthly Avg	3/6/2010-3/7/2010		
			SAMPLE TYPE	RESULT	VALIDATION QUALIFIER
Aldrin	ug/L	-/-	ANR	ANR	ANR
alpha-BHC	ug/L	0.03/-	Comp	ND < 0.0024	*
Aniline	ug/L	-/-	ANR	ANR	ANR
Anthracene	ug/L	-/-	ANR	ANR	ANR
Aroclor-1016	ug/L	-/-	ANR	ANR	ANR
Aroclor-1221	ug/L	-/-	ANR	ANR	ANR
Aroclor-1232	ug/L	-/-	ANR	ANR	ANR
Aroclor-1242	ug/L	-/-	ANR	ANR	ANR
Aroclor-1248	ug/L	-/-	ANR	ANR	ANR
Aroclor-1254	ug/L	-/-	ANR	ANR	ANR
Aroclor-1260	ug/L	-/-	ANR	ANR	ANR
Benzidine	ug/L	-/-	ANR	ANR	ANR
Benzo(a)anthracene	ug/L	-/-	ANR	ANR	ANR
Benzo(a)pyrene	ug/L	-/-	ANR	ANR	ANR
Benzo(b)fluoranthene	ug/L	-/-	ANR	ANR	ANR
Benzo(g,h,i)perylene	ug/L	-/-	ANR	ANR	ANR
Benzo(k)fluoranthene	ug/L	-/-	ANR	ANR	ANR
Benzoic acid	ug/L	-/-	ANR	ANR	ANR
Benzyl alcohol	ug/L	-/-	ANR	ANR	ANR
beta-BHC	ug/L	-/-	ANR	ANR	ANR
bis (2-Chloroethyl) ether	ug/L	-/-	ANR	ANR	ANR
bis (2-ethylhexyl) Phthalate	ug/L	4.0/-	Comp	ND < 1.6	*
bis(2-Chloroethoxy) methane	ug/L	-/-	ANR	ANR	ANR
bis(2-Chloroisopropyl) ether	ug/L	-/-	ANR	ANR	ANR
Bromodichloromethane	ug/L	-/-	ANR	ANR	ANR
Bromoform	ug/L	-/-	ANR	ANR	ANR
Bromomethane	ug/L	-/-	ANR	ANR	ANR
Butylbenzylphthalate	ug/L	-/-	ANR	ANR	ANR
Chlordane	ug/L	-/-	ANR	ANR	ANR
Chlorobenzene	ug/L	-/-	ANR	ANR	ANR
Chloroethane	ug/L	-/-	ANR	ANR	ANR
Chloromethane	ug/L	-/-	ANR	ANR	ANR
Chronic Toxicity	TUC	1.0/-	ANR	ANR	ANR
Chrysene	ug/L	-/-	ANR	ANR	ANR
cis-1,2-Dichloroethene	ug/L	-/-	ANR	ANR	ANR
cis-1,3-Dichloropropene	ug/L	-/-	ANR	ANR	ANR
Cyclohexane	ug/L	-/-	ANR	ANR	ANR
delta-BHC	ug/L	-/-	ANR	ANR	ANR
Dibenzo(a,h)anthracene	ug/L	-/-	ANR	ANR	ANR
Dibenzofuran	ug/L	-/-	ANR	ANR	ANR
Dibromochloromethane	ug/L	-/-	ANR	ANR	ANR
Diieldrin	ug/L	-/-	ANR	ANR	ANR
Diethylphthalate	ug/L	-/-	ANR	ANR	ANR
Dimethylphthalate	ug/L	-/-	ANR	ANR	ANR
Di-n-butylphthalate	ug/L	-/-	ANR	ANR	ANR
Di-n-octylphthalate	ug/L	-/-	ANR	ANR	ANR
Endosulfan I	ug/L	-/-	ANR	ANR	ANR
Endosulfan II	ug/L	-/-	ANR	ANR	ANR
Endosulfan sulfate	ug/L	-/-	ANR	ANR	ANR
Endrin	ug/L	-/-	ANR	ANR	ANR
Endrin aldehyde	ug/L	-/-	ANR	ANR	ANR
Endrin ketone	ug/L	-/-	ANR	ANR	ANR
Fluoranthene	ug/L	-/-	ANR	ANR	ANR
Fluorene	ug/L	-/-	ANR	ANR	ANR
Heptachlor	ug/L	-/-	ANR	ANR	ANR
Heptachlor epoxide	ug/L	-/-	ANR	ANR	ANR
Hexachlorobenzene	ug/L	-/-	ANR	ANR	ANR
Hexachlorobutadiene	ug/L	-/-	ANR	ANR	ANR
Hexachlorocyclopentadiene	ug/L	-/-	ANR	ANR	ANR
Hexachloroethane	ug/L	-/-	ANR	ANR	ANR
Hydrazine	ug/L	-/-	ANR	ANR	ANR
Unsymmetrical Dimethyl Hydrazine	ug/L	-/-	ANR	ANR	ANR
Indeno(1,2,3-cd)pyrene	ug/L	-/-	ANR	ANR	ANR
Isophorone	ug/L	-/-	ANR	ANR	ANR
Lindane (gamma-BHC)	ug/L	-/-	ANR	ANR	ANR

OUTFALL 002 (South Slope below R-2 Pond)

FIRST QUARTER 2010 REPORTING SUMMARY
 THE BOEING COMPANY
 SANTA SUSANA FIELD LABORATORY
 NPDES PERMIT CA0001309

January 1 through March 31, 2010

ANALYTE	UNITS	Benchmark Limit Daily Max/Monthly Avg	3/6/2010-3/7/2010		
			SAMPLE TYPE	RESULT	VALIDATION QUALIFIER
Methoxychlor	ug/L	-/-	ANR	ANR	ANR
Methylene Chloride	ug/L	-/-	ANR	ANR	ANR
m-Nitroaniline	ug/L	-/-	ANR	ANR	ANR
Monomethyl Hydrazine	ug/L	-/-	ANR	ANR	ANR
Naphthalene	ug/L	-/-	ANR	ANR	ANR
Nitrobenzene	ug/L	-/-	ANR	ANR	ANR
n-Nitrosodimethylamine	ug/L	16.3/-	Comp	ND < 0.095	*
n-Nitroso-di-n-propylamine	ug/L	-/-	ANR	ANR	ANR
n-Nitrosodiphenylamine	ug/L	-/-	ANR	ANR	ANR
o-Nitroaniline	ug/L	-/-	ANR	ANR	ANR
p-Cresol	ug/L	-/-	ANR	ANR	ANR
Pentachlorophenol	ug/L	16.5/-	Comp	ND < 0.095	*
Phenanthrene	ug/L	-/-	ANR	ANR	ANR
Phenol	ug/L	-/-	ANR	ANR	ANR
p-Nitroaniline	ug/L	-/-	ANR	ANR	ANR
Pyrene	ug/L	-/-	ANR	ANR	ANR
Toxaphene	ug/L	-/-	ANR	ANR	ANR
trans-1,2-Dichloroethene	ug/L	-/-	ANR	ANR	ANR
trans-1,3-Dichloropropene	ug/L	-/-	ANR	ANR	ANR

OUTFALL 002 (South Slope below R-2 Pond)

**FIRST QUARTER 2010 REPORTING SUMMARY
THE BOEING COMPANY
SANTA SUSANA FIELD LABORATORY
NPDES PERMIT CA0001309**

**Sample Type: Composite
Sample Date: January 18-19, 2010**

ANALYTE	LAB LOD (ug/L)	LAB RL (ug/L)	LAB RESULT (ug/L)	VALIDATION QUALIFIER	1998 WHO TEF	TCDD Equivalent (w/out DNQ Values) (ug/L)
1,2,3,4,6,7,8-HpCDD	1.00E-05	4.80E-05	5.70E-05	--	0.01	5.70E-07
1,2,3,4,6,7,8-HpCDF	1.50E-06	4.80E-05	ND	U (B)	0.01	ND
1,2,3,4,7,8,9-HpCDF	2.10E-06	4.80E-05	ND	U (B)	0.01	ND
1,2,3,4,7,8-HxCDD	8.90E-06	4.80E-05	ND	U	0.1	ND
1,2,3,4,7,8-HxCDF	7.80E-07	4.80E-05	ND	U (B)	0.1	ND
1,2,3,6,7,8-HxCDD	8.50E-06	4.80E-05	ND	U	0.1	ND
1,2,3,6,7,8-HxCDF	7.70E-07	4.80E-05	ND	U (B)	0.1	ND
1,2,3,7,8,9-HxCDD	7.30E-06	4.80E-05	ND	U	0.1	ND
1,2,3,7,8,9-HxCDF	8.70E-07	4.80E-05	ND	U (B)	0.1	ND
1,2,3,7,8-PeCDD	3.00E-06	2.50E-06	ND	U (B)	1	ND
1,2,3,7,8-PeCDF	6.00E-07	1.40E-06	ND	U (B)	0.05	ND
2,3,4,6,7,8-HxCDF	7.30E-07	4.80E-05	ND	U (B)	0.1	ND
2,3,4,7,8-PeCDF	6.40E-07	1.90E-06	ND	U (B)	0.5	ND
2,3,7,8-TCDD	1.50E-06	9.60E-06	ND	U	1	ND
2,3,7,8-TCDF	4.60E-07	4.40E-07	ND	U (B)	0.1	ND
OCDD	6.00E-06	9.60E-05	7.20E-04	--	0.0001	7.20E-08
OCDF	1.30E-06	9.60E-05	ND	U (B)	0.0001	ND
TCDD TEQ w/out DNQ Values						6.42E-07

TCDD TEQ BENCHMARK LIMIT = 2.80E-08

See attached notes for abbreviations, definitions, and other explanations for the data presented in this table.

OUTFALL 002 (South Slope below R-2 Pond)

**FIRST QUARTER 2010 REPORTING SUMMARY
THE BOEING COMPANY
SANTA SUSANA FIELD LABORATORY
NPDES PERMIT CA0001309**

**Sample Type: Compostie
Sample Date: February 5, 2010**

ANALYTE	LAB LOD (ug/L)	LAB RL (ug/L)	LAB RESULT (ug/L)	VALIDATION QUALIFIER	1998 WHO TEF	TCDD Equivalent (w/out DNQ Values) (ug/L)
1,2,3,4,6,7,8-HpCDD	5.80E-07	5.00E-05	ND	U (B)	0.01	ND
1,2,3,4,6,7,8-HpCDF	3.70E-07	1.90E-06	ND	U (B)	0.01	ND
1,2,3,4,7,8,9-HpCDF	6.80E-07	6.40E-07	ND	UJ (*III)	0.01	ND
1,2,3,4,7,8-HxCDD	5.10E-07	2.90E-07	ND	UJ (*III)	0.1	ND
1,2,3,4,7,8-HxCDF	4.10E-07	5.00E-05	8.00E-07	J (DNQ)	0.1	ND
1,2,3,6,7,8-HxCDD	5.10E-07	5.00E-05	ND	U	0.1	ND
1,2,3,6,7,8-HxCDF	3.70E-07	5.00E-05	5.50E-07	J (DNQ)	0.1	ND
1,2,3,7,8,9-HxCDD	3.90E-07	5.00E-05	5.00E-07	J (DNQ)	0.1	ND
1,2,3,7,8,9-HxCDF	4.90E-07	5.00E-05	ND	U	0.1	ND
1,2,3,7,8-PeCDD	5.80E-07	5.00E-05	ND	U	1	ND
1,2,3,7,8-PeCDF	4.40E-07	5.00E-05	ND	U	0.05	ND
2,3,4,6,7,8-HxCDF	3.60E-07	5.00E-05	ND	U	0.1	ND
2,3,4,7,8-PeCDF	5.40E-07	5.00E-05	ND	U	0.5	ND
2,3,7,8-TCDD	4.60E-07	1.00E-05	ND	U	1	ND
2,3,7,8-TCDF	3.60E-07	8.10E-07	ND	UJ (*III)	0.1	ND
OCDD	1.20E-06	1.00E-04	ND	U (B)	0.0001	ND
OCDF	7.60E-07	1.00E-04	ND	U (B)	0.0001	ND

TCDD TEQ w/out DNQ Values	ND
----------------------------------	-----------

TCDD TEQ BENCHMARK LIMIT = 2.80E-08

See attached notes for abbreviations, definitions, and other explanations for the data presented in this table.

OUTFALL 002 (South Slope below R-2 Pond)

**FIRST QUARTER 2010 REPORTING SUMMARY
THE BOEING COMPANY
SANTA SUSANA FIELD LABORATORY
NPDES PERMIT CA0001309**

**Sample Type: Composite
Sample Date: February 20, 2010**

ANALYTE	LAB LOD (ug/L)	LAB RL (ug/L)	LAB RESULT (ug/L)	VALIDATION QUALIFIER	1998 WHO TEF	TCDD Equivalent (w/out DNQ Values) (ug/L)
1,2,3,4,6,7,8-HpCDD	1.10E-06	1.50E-06	ND	U (B)	0.01	ND
1,2,3,4,6,7,8-HpCDF	1.00E-06	9.20E-07	ND	U (B)	0.01	ND
1,2,3,4,7,8,9-HpCDF	1.70E-06	4.80E-05	ND	U	0.01	ND
1,2,3,4,7,8-HxCDD	6.70E-07	7.30E-07	ND	U (B)	0.1	ND
1,2,3,4,7,8-HxCDF	2.80E-07	4.80E-05	ND	U (B)	0.1	ND
1,2,3,6,7,8-HxCDD	5.60E-07	4.80E-05	ND	U	0.1	ND
1,2,3,6,7,8-HxCDF	2.60E-07	4.80E-05	ND	U	0.1	ND
1,2,3,7,8,9-HxCDD	5.50E-07	4.80E-05	ND	U	0.1	ND
1,2,3,7,8,9-HxCDF	3.40E-07	4.80E-05	ND	U	0.1	ND
1,2,3,7,8-PeCDD	5.80E-07	4.80E-05	ND	U	1	ND
1,2,3,7,8-PeCDF	3.00E-07	4.80E-05	ND	U	0.05	ND
2,3,4,6,7,8-HxCDF	2.50E-07	4.20E-07	ND	U (B)	0.1	ND
2,3,4,7,8-PeCDF	3.70E-07	4.80E-05	ND	U	0.5	ND
2,3,7,8-TCDD	3.00E-08	9.50E-06	ND	U	1	ND
2,3,7,8-TCDF	2.00E-08	9.50E-06	ND	U	0.1	ND
OCDD	9.30E-07	9.50E-05	ND	U (B)	0.0001	ND
OCDF	1.10E-06	1.20E-06	ND	U (B)	0.0001	ND

TCDD TEQ w/out DNQ Values	ND
----------------------------------	-----------

TCDD TEQ BENCHMARK LIMIT = 2.80E-08

See attached notes for abbreviations, definitions, and other explanations for the data presented in this table.

OUTFALL 002 (South Slope below R-2 Pond)

**FIRST QUARTER 2010 REPORTING SUMMARY
THE BOEING COMPANY
SANTA SUSANA FIELD LABORATORY
NPDES PERMIT CA0001309**

**Sample Type: Composite
Sample Date: February 27-28, 2010**

ANALYTE	LAB LOD (ug/L)	LAB RL (ug/L)	LAB RESULT (ug/L)	VALIDATION QUALIFIER	1998 WHO TEF	TCDD Equivalent (w/out DNQ Values) (ug/L)
1,2,3,4,6,7,8-HpCDD	1.60E-05	4.70E-05	6.10E-05	--	0.01	6.10E-07
1,2,3,4,6,7,8-HpCDF	6.10E-06	4.70E-05	2.00E-05	J (DNQ)	0.01	ND
1,2,3,4,7,8,9-HpCDF	9.10E-06	4.70E-05	ND	U	0.01	ND
1,2,3,4,7,8-HxCDD	8.40E-06	4.70E-05	ND	U	0.1	ND
1,2,3,4,7,8-HxCDF	3.70E-06	4.70E-05	ND	U	0.1	ND
1,2,3,6,7,8-HxCDD	7.60E-06	4.70E-05	ND	U	0.1	ND
1,2,3,6,7,8-HxCDF	3.30E-06	4.70E-05	ND	U	0.1	ND
1,2,3,7,8,9-HxCDD	6.40E-06	4.70E-05	ND	U	0.1	ND
1,2,3,7,8,9-HxCDF	3.60E-06	4.70E-05	ND	U	0.1	ND
1,2,3,7,8-PeCDD	4.40E-06	5.10E-04	ND	U	1	ND
1,2,3,7,8-PeCDF	2.60E-06	4.70E-05	ND	U	0.05	ND
2,3,4,6,7,8-HxCDF	3.20E-06	4.70E-05	ND	U	0.1	ND
2,3,4,7,8-PeCDF	3.10E-06	4.70E-05	ND	U	0.5	ND
2,3,7,8-TCDD	2.10E-06	9.40E-06	ND	U	1	ND
2,3,7,8-TCDF	1.70E-06	9.40E-06	ND	U	0.1	ND
OCDD	2.60E-05	9.40E-05	7.10E-04	--	0.0001	7.10E-08
OCDF	8.40E-06	9.40E-05	7.90E-05	J (DNQ)	0.0001	ND

TCDD TEQ w/out DNQ Values	6.81E-07
----------------------------------	-----------------

TCDD TEQ BENCHMARK LIMIT = 2.80E-08

See attached notes for abbreviations, definitions, and other explanations for the data presented in this table.

OUTFALL 002 (South Slope below R-2 Pond)

**FIRST QUARTER 2010 REPORTING SUMMARY
THE BOEING COMPANY
SANTA SUSANA FIELD LABORATORY
NPDES PERMIT CA0001309**

**Sample Type: Composite
Sample Date: March 6-7, 2010**

ANALYTE	LAB LOD (ug/L)	LAB RL (ug/L)	LAB RESULT (ug/L)	VALIDATION QUALIFIER	1998 WHO TEF	TCDD Equivalent (w/out DNQ Values) (ug/L)
1,2,3,4,6,7,8-HpCDD	1.90E-06	5.00E-05	ND	U (B)	0.01	ND
1,2,3,4,6,7,8-HpCDF	5.90E-07	1.00E-06	ND	U (B)	0.01	ND
1,2,3,4,7,8,9-HpCDF	9.50E-07	5.00E-05	ND	U	0.01	ND
1,2,3,4,7,8-HxCDD	8.40E-07	5.00E-05	ND	U	0.1	ND
1,2,3,4,7,8-HxCDF	3.30E-07	5.00E-05	ND	U	0.1	ND
1,2,3,6,7,8-HxCDD	7.80E-07	5.00E-05	ND	U	0.1	ND
1,2,3,6,7,8-HxCDF	3.20E-07	5.00E-05	ND	U	0.1	ND
1,2,3,7,8,9-HxCDD	6.70E-07	5.00E-05	ND	U	0.1	ND
1,2,3,7,8,9-HxCDF	4.30E-07	5.00E-05	ND	U	0.1	ND
1,2,3,7,8-PeCDD	5.80E-07	5.00E-05	ND	U	1	ND
1,2,3,7,8-PeCDF	5.00E-07	5.00E-05	ND	U	0.05	ND
2,3,4,6,7,8-HxCDF	3.00E-07	5.00E-05	ND	U	0.1	ND
2,3,4,7,8-PeCDF	5.50E-07	5.00E-05	ND	U	0.5	ND
2,3,7,8-TCDD	4.40E-07	1.00E-05	ND	U	1	ND
2,3,7,8-TCDF	5.00E-07	1.00E-05	ND	U	0.1	ND
OCDD	3.80E-06	9.00E-05	ND	U (B)	0.0001	ND
OCDF	7.40E-07	3.60E-06	ND	U (B)	0.0001	ND
TCDD TEQ w/out DNQ Values						ND

TCDD TEQ BENCHMARK LIMIT = 2.80E-08

See attached notes for abbreviations, definitions, and other explanations for the data presented in this table.

OUTFALL 002 (South Slope below R-2 Pond)

**FIRST QUARTER 2010 REPORTING SUMMARY
THE BOEING COMPANY
SANTA SUSANA FIELD LABORATORY
NPDES PERMIT CA0001309**

January 1 through March 31, 2010

ANALYTE	UNITS	Benchmark Limit Daily Max/Monthly Avg	01/18/2010-01/19/2010		
			Sample Type	Result	Concentration Result Validation Qualifier
Max discharge for event	MGD	160	Meas	1.182665	*
Ammonia as Nitrogen (N)	LBS/DAY	13,500/-	Comp	ND	*
Biochemical Oxygen Demand (BOD 5 day)	LBS/DAY	40,032/-	Comp	28.60	*
Chloride	LBS/DAY	200,160/-	Comp	147.95	*
Surfactants (MBAS)	LBS/DAY	667/-	Comp	0.29	Ja* (DNQ)
Fluoride	LBS/DAY	2,135/-	ANR	ANR	ANR
Nitrate + Nitrite as Nitrogen (N)	LBS/DAY	10,700/-	Comp	4.04	*
Nitrate as Nitrogen (N)	LBS/DAY	10,700/-	Comp	4.04	*
Nitrite-N	LBS/DAY	1,334/-	Comp	ND	*
Oil & Grease	LBS/DAY	20,016/-	Grab	ND	*
Perchlorate	LBS/DAY	8/-	Comp	ND	*
Sulfate	LBS/DAY	400,320/-	Comp	1578.15	*
Total Cyanide	LBS/DAY	11.3/-	Grab	ND	*
Total Dissolved Solids	LBS/DAY	1,270,000/-	Comp	3945.37	*
Total Suspended Solids	LBS/DAY	60,048/-	Comp	483.31	--
Antimony	LBS/DAY	8.01/-	ANR	ANR	ANR
Arsenic	LBS/DAY	66.7/-	Comp	0.02	--
Barium	LBS/DAY	1,330/-	Comp	0.55	--
Beryllium	LBS/DAY	5.34/-	Comp	0.0014	J (DNQ)
Cadmium	LBS/DAY	4.14/-	Comp	ND	U
Chromium	LBS/DAY	21.8/-	Comp	0.03	J (*III)
Copper	LBS/DAY	18.7/-	Comp	0.04	J (*III)
Iron	LBS/DAY	400/-	Comp	19.73	--
Lead	LBS/DAY	6.94/-	Comp	0.02	--
Manganese	LBS/DAY	66.7/-	Comp	0.85	J (*III)
Mercury	LBS/DAY	0.13/-	Comp	ND	U
Nickel	LBS/DAY	128/-	Comp	0.03	J (*III)
Selenium	LBS/DAY	10.9/-	Comp	ND	U
Silver	LBS/DAY	5.5/-	ANR	ANR	ANR
Thallium	LBS/DAY	2.7/-	ANR	ANR	ANR
Zinc	LBS/DAY	159/-	Comp	0.14	J (*III, DNQ)
1,1-Dichloroethene	LBS/DAY	8/-	Grab	ND	*
Trichloroethene	LBS/DAY	6.7/-	Grab	ND	*
2,4,6-Trichlorophenol	LBS/DAY	17/-	Comp	ND	*
2,4-Dinitrotoluene	LBS/DAY	24/-	Comp	ND	*
alpha-BHC	LBS/DAY	0.04/-	Comp	ND	*
bis (2-ethylhexyl) Phthalate	LBS/DAY	5.3/-	Comp	ND	*
n-Nitrosodimethylamine	LBS/DAY	21.8/-	Comp	ND	*
Pentachlorophenol	LBS/DAY	22/-	Comp	ND	*
TCDD TEQ_NoDNQ	LBS/DAY	3.70E-08/-	Comp	6.33E-09	--

OUTFALL 002 (South Slope below R-2 Pond)

**FIRST QUARTER 2010 REPORTING SUMMARY
THE BOEING COMPANY
SANTA SUSANA FIELD LABORATORY
NPDES PERMIT CA0001309**

January 1 through March 31, 2010

ANALYTE	UNITS	Benchmark Limit Daily Max/Monthly Avg	Sample Type	2/5/2010	
				Result	Concentration Result Validation Qualifier
Max discharge for event	MGD	160	Meas	0.298095	*
Ammonia as Nitrogen (N)	LBS/DAY	13,500/-	Comp	ND	*
Biochemical Oxygen Demand (BOD 5 day)	LBS/DAY	40,032/-	Comp	2.01	J* (DNQ)
Chloride	LBS/DAY	200,160/-	Comp	67.13	*
Surfactants (MBAS)	LBS/DAY	667/-	Comp	0.09	J* (DNQ)
Fluoride	LBS/DAY	2,135/-	Comp	0.97	*
Nitrate + Nitrite as Nitrogen (N)	LBS/DAY	10,700/-	Comp	0.60	J* (DNQ)
Nitrate as Nitrogen (N)	LBS/DAY	10,700/-	Comp	0.60	*
Nitrite-N	LBS/DAY	1,334/-	Comp	ND	*
Oil & Grease	LBS/DAY	20,016/-	Grab	ND	*
Perchlorate	LBS/DAY	8/-	Comp	ND	*
Sulfate	LBS/DAY	400,320/-	Comp	397.78	*
Total Cyanide	LBS/DAY	11.3/-	Grab	ND	*
Total Dissolved Solids	LBS/DAY	1,270,000/-	Comp	994.44	*
Total Suspended Solids	LBS/DAY	60,048/-	Comp	22.38	J* (DNQ)
Antimony	LBS/DAY	8.01/-	Comp	ND	*
Arsenic	LBS/DAY	66.7/-	Comp	ND	U
Barium	LBS/DAY	1,330/-	Comp	0.10	--
Beryllium	LBS/DAY	5.34/-	Comp	ND	U
Cadmium	LBS/DAY	4.14/-	Comp	ND	*
Chromium	LBS/DAY	21.8/-	Comp	ND	U
Copper	LBS/DAY	18.7/-	Comp	0.0042	J* (DNQ)
Iron	LBS/DAY	400/-	Comp	1.52	--
Lead	LBS/DAY	6.94/-	Comp	0.0010	J* (DNQ)
Manganese	LBS/DAY	66.7/-	Comp	0.04	J (DNQ)
Mercury	LBS/DAY	0.13/-	Comp	ND	U
Nickel	LBS/DAY	128/-	Comp	ND	UJ (R)
Selenium	LBS/DAY	10.9/-	Comp	ND	*
Silver	LBS/DAY	5.5/-	Comp	ND	*
Thallium	LBS/DAY	2.7/-	Comp	ND	C*
Zinc	LBS/DAY	159/-	Comp	0.02	J (DNQ)
1,1-Dichloroethene	LBS/DAY	8/-	Grab	ND	*
Trichloroethene	LBS/DAY	6.7/-	Grab	ND	*
2,4,6-Trichlorophenol	LBS/DAY	17/-	Comp	ND	*
2,4-Dinitrotoluene	LBS/DAY	24/-	Comp	ND	*
alpha-BHC	LBS/DAY	0.04/-	Comp	ND	*
bis (2-ethylhexyl) Phthalate	LBS/DAY	5.3/-	Comp	ND	*
n-Nitrosodimethylamine	LBS/DAY	21.8/-	Comp	ND	*
Pentachlorophenol	LBS/DAY	22/-	Comp	ND	*
TCDD TEQ_NoDNQ	LBS/DAY	3.70E-08/-	Comp	ND	--

OUTFALL 002 (South Slope below R-2 Pond)

**FIRST QUARTER 2010 REPORTING SUMMARY
THE BOEING COMPANY
SANTA SUSANA FIELD LABORATORY
NPDES PERMIT CA0001309**

January 1 through March 31, 2010

ANALYTE	UNITS	Benchmark Limit Daily Max/Monthly Avg	2/20/2010		
			Sample Type	Result	Concentration Result Validation Qualifier
Max discharge for event	MGD	160	Meas	0.46636	*
Ammonia as Nitrogen (N)	LBS/DAY	13,500/-	Comp	ND	*
Biochemical Oxygen Demand (BOD 5 day)	LBS/DAY	40,032/-	Comp	ND	*
Chloride	LBS/DAY	200,160/-	Comp	62.23	*
Surfactants (MBAS)	LBS/DAY	667/-	Comp	0.36	J* (DNQ)
Fluoride	LBS/DAY	2,135/-	ANR	ANR	ANR
Nitrate + Nitrite as Nitrogen (N)	LBS/DAY	10,700/-	Comp	ND	*
Nitrate as Nitrogen (N)	LBS/DAY	10,700/-	Comp	ND	*
Nitrite-N	LBS/DAY	1,334/-	Comp	ND	*
Oil & Grease	LBS/DAY	20,016/-	Grab	ND	--
Perchlorate	LBS/DAY	8/-	Comp	ND	*
Sulfate	LBS/DAY	400,320/-	Comp	583.42	*
Total Cyanide	LBS/DAY	11.3/-	Grab	ND	*
Total Dissolved Solids	LBS/DAY	1,270,000/-	Comp	1439.09	*
Total Suspended Solids	LBS/DAY	60,048/-	Comp	15.56	J* (DNQ)
Antimony	LBS/DAY	8.01/-	ANR	ANR	ANR
Arsenic	LBS/DAY	66.7/-	Comp	ND	*
Barium	LBS/DAY	1,330/-	Comp	0.14	*
Beryllium	LBS/DAY	5.34/-	Comp	ND	*
Cadmium	LBS/DAY	4.14/-	Comp	ND	*
Chromium	LBS/DAY	21.8/-	Comp	ND	*
Copper	LBS/DAY	18.7/-	Comp	0.01	J* (DNQ)
Iron	LBS/DAY	400/-	Comp	0.11	J* (DNQ)
Lead	LBS/DAY	6.94/-	Comp	ND	*
Manganese	LBS/DAY	66.7/-	Comp	0.02	*
Mercury	LBS/DAY	0.13/-	Comp	ND	U
Nickel	LBS/DAY	128/-	Comp	0.01	*
Selenium	LBS/DAY	10.9/-	Comp	ND	*
Silver	LBS/DAY	5.5/-	ANR	ANR	ANR
Thallium	LBS/DAY	2.7/-	ANR	ANR	ANR
Zinc	LBS/DAY	159/-	Comp	ND	*
1,1-Dichloroethene	LBS/DAY	8/-	Grab	ND	*
Trichloroethene	LBS/DAY	6.7/-	Grab	ND	*
2,4,6-Trichlorophenol	LBS/DAY	17/-	Comp	ND	*
2,4-Dinitrotoluene	LBS/DAY	24/-	Comp	ND	*
alpha-BHC	LBS/DAY	0.04/-	Comp	ND	*
bis (2-ethylhexyl) Phthalate	LBS/DAY	5.3/-	Comp	ND	*
n-Nitrosodimethylamine	LBS/DAY	21.8/-	Comp	ND	*
Pentachlorophenol	LBS/DAY	22/-	Comp	ND	*
TCDD TEQ_NoDNQ	LBS/DAY	3.70E-08/-	Comp	ND	--

OUTFALL 002 (South Slope below R-2 Pond)

**FIRST QUARTER 2010 REPORTING SUMMARY
THE BOEING COMPANY
SANTA SUSANA FIELD LABORATORY
NPDES PERMIT CA0001309**

January 1 through March 31, 2010

ANALYTE	UNITS	Benchmark Limit Daily Max/Monthly Avg	02/27/2010-02/28/2010		
			Sample Type	Result	Concentration Result Validation Qualifier
Max discharge for event	MGD	160	Meas	0.29846	*
Ammonia as Nitrogen (N)	LBS/DAY	13,500/-	Comp	ND	*
Biochemical Oxygen Demand (BOD 5 day)	LBS/DAY	40,032/-	Comp	3.24	J* (DNQ)
Chloride	LBS/DAY	200,160/-	Comp	44.80	*
Surfactants (MBAS)	LBS/DAY	667/-	Comp	0.13	J* (DNQ)
Fluoride	LBS/DAY	2,135/-	ANR	ANR	ANR
Nitrate + Nitrite as Nitrogen (N)	LBS/DAY	10,700/-	Comp	0.85	*
Nitrate as Nitrogen (N)	LBS/DAY	10,700/-	Comp	0.85	*
Nitrite-N	LBS/DAY	1,334/-	Comp	ND	*
Oil & Grease	LBS/DAY	20,016/-	Grab	ND	*
Perchlorate	LBS/DAY	8/-	Comp	ND	*
Sulfate	LBS/DAY	400,320/-	Comp	229.00	*
Total Cyanide	LBS/DAY	11.3/-	Grab	ND	*
Total Dissolved Solids	LBS/DAY	1,270,000/-	Comp	846.31	*
Total Suspended Solids	LBS/DAY	60,048/-	Comp	194.15	--
Antimony	LBS/DAY	8.01/-	ANR	ANR	ANR
Arsenic	LBS/DAY	66.7/-	Comp	0.0037	J (C)
Barium	LBS/DAY	1,330/-	Comp	0.18	--
Beryllium	LBS/DAY	5.34/-	Comp	0.00077	J (*III, DNQ)
Cadmium	LBS/DAY	4.14/-	Comp	0.00030	J (DNQ)
Chromium	LBS/DAY	21.8/-	Comp	ND	UJ (B, *III)
Copper	LBS/DAY	18.7/-	Comp	0.02	J (*III)
Iron	LBS/DAY	400/-	Comp	18.42	--
Lead	LBS/DAY	6.94/-	Comp	0.01	--
Manganese	LBS/DAY	66.7/-	Comp	0.32	J (*III)
Mercury	LBS/DAY	0.13/-	Comp	ND	U
Nickel	LBS/DAY	128/-	Comp	0.02	J (*III)
Selenium	LBS/DAY	10.9/-	Comp	0.0014	J (DNQ)
Silver	LBS/DAY	5.5/-	ANR	ANR	ANR
Thallium	LBS/DAY	2.7/-	ANR	ANR	ANR
Zinc	LBS/DAY	159/-	Comp	0.07	--
1,1-Dichloroethene	LBS/DAY	8/-	Grab	ND	*
Trichloroethene	LBS/DAY	6.7/-	Grab	ND	*
2,4,6-Trichlorophenol	LBS/DAY	17/-	Comp	ND	*
2,4-Dinitrotoluene	LBS/DAY	24/-	Comp	ND	*
alpha-BHC	LBS/DAY	0.04/-	Comp	ND	*
bis (2-ethylhexyl) Phthalate	LBS/DAY	5.3/-	Comp	ND	*
n-Nitrosodimethylamine	LBS/DAY	21.8/-	Comp	ND	*
Pentachlorophenol	LBS/DAY	22/-	Comp	ND	*
TCDD TEQ_NoDNQ	LBS/DAY	3.70E-08/-	Comp	1.70E-09	--

OUTFALL 002 (South Slope below R-2 Pond)

**FIRST QUARTER 2010 REPORTING SUMMARY
THE BOEING COMPANY
SANTA SUSANA FIELD LABORATORY
NPDES PERMIT CA0001309**

January 1 through March 31, 2010

ANALYTE	UNITS	Benchmark Limit Daily Max/Monthly Avg	03/06/2010-03/07/2010		
			Sample Type	Result	Concentration Result Validation Qualifier
Max discharge for event	MGD	160	Meas	0.958025	*
Ammonia as Nitrogen (N)	LBS/DAY	13,500/-	Comp	ND	*
Biochemical Oxygen Demand (BOD 5 day)	LBS/DAY	40,032/-	Comp	6.39	Ja* (DNQ)
Chloride	LBS/DAY	200,160/-	Comp	127.84	*
Surfactants (MBAS)	LBS/DAY	667/-	Comp	0.46	Ja* (DNQ)
Fluoride	LBS/DAY	2,135/-	ANR	ANR	ANR
Nitrate + Nitrite as Nitrogen (N)	LBS/DAY	10,700/-	Comp	ND	*
Nitrate as Nitrogen (N)	LBS/DAY	10,700/-	Comp	ND	*
Nitrite-N	LBS/DAY	1,334/-	Comp	ND	*
Oil & Grease	LBS/DAY	20,016/-	Grab	ND	*
Perchlorate	LBS/DAY	8/-	Comp	ND	*
Sulfate	LBS/DAY	400,320/-	Comp	1198.49	*
Total Cyanide	LBS/DAY	11.3/-	Grab	ND	*
Total Dissolved Solids	LBS/DAY	1,270,000/-	Comp	2956.27	*
Total Suspended Solids	LBS/DAY	60,048/-	Comp	23.97	Ja* (DNQ)
Antimony	LBS/DAY	8.01/-	ANR	ANR	ANR
Arsenic	LBS/DAY	66.7/-	Comp	ND	UJ (B)
Barium	LBS/DAY	1,330/-	Comp	0.28	--
Beryllium	LBS/DAY	5.34/-	Comp	ND	UJ (*III)
Cadmium	LBS/DAY	4.14/-	Comp	ND	U
Chromium	LBS/DAY	21.8/-	Comp	ND	UJ (*III)
Copper	LBS/DAY	18.7/-	Comp	0.01	J (*III, DNQ)
Iron	LBS/DAY	400/-	Comp	1.36	--
Lead	LBS/DAY	6.94/-	Comp	0.0026	J (DNQ)
Manganese	LBS/DAY	66.7/-	Comp	0.08	J (*III)
Mercury	LBS/DAY	0.13/-	Comp	ND	U
Nickel	LBS/DAY	128/-	Comp	0.01	J (*III, DNQ)
Selenium	LBS/DAY	10.9/-	Comp	ND	U
Silver	LBS/DAY	5.5/-	ANR	ANR	ANR
Thallium	LBS/DAY	2.7/-	ANR	ANR	ANR
Zinc	LBS/DAY	159/-	Comp	ND	U
1,1-Dichloroethene	LBS/DAY	8/-	Grab	ND	*
Trichloroethene	LBS/DAY	6.7/-	Grab	0.01	*
2,4,6-Trichlorophenol	LBS/DAY	17/-	Comp	ND	*
2,4-Dinitrotoluene	LBS/DAY	24/-	Comp	ND	*
alpha-BHC	LBS/DAY	0.04/-	Comp	ND	*
bis (2-ethylhexyl) Phthalate	LBS/DAY	5.3/-	Comp	ND	*
n-Nitrosodimethylamine	LBS/DAY	21.8/-	Comp	ND	*
Pentachlorophenol	LBS/DAY	22/-	Comp	ND	*
TCDD TEQ_NoDNQ	LBS/DAY	3.70E-08/-	Comp	ND	--

OUTFALL 003 (RMHF)

**FIRST QUARTER 2010 REPORTING SUMMARY
THE BOEING COMPANY
SANTA SUSANA FIELD LABORATORY
NPDES PERMIT CA0001309**

January 1 through March 31, 2010

ANALYTE	UNITS	Permit Limit Daily Max/Monthly Avg	1/21/2010-1/22/2010			2/6/2010-2/7/2010		
			SAMPLE TYPE	RESULT	VALIDATION QUALIFIER	SAMPLE TYPE	RESULT	VALIDATION QUALIFIER
Chloride	mg/L	150/-	Comp	6.5	*	Comp	5.6	--
Fluoride	mg/L	1.6/-	ANR	ANR	ANR	Comp	0.27	--
Nitrate + Nitrite as Nitrogen (N)	mg/L	10/-	Comp	1.5	*	Comp	0.82	--
Oil & Grease	mg/L	15/-	Grab	ND < 1.3	*	Grab	ND < 1.3	U
Perchlorate	ug/L	6.0/-	ANR	ANR	ANR	Comp	ND < 0.90	U
pH (Field)	pH units	6.5-8.5/-	Grab	6.9	*	Grab	7.5	*
Sulfate	mg/L	250/-	Comp	9.0	*	Comp	13	--
Temperature	deg. F	86/-	Grab	47	*	Grab	52	*
Total Cyanide	ug/L	-/-	ANR	ANR	ANR	Comp	ND < 2.2	U
Total Dissolved Solids	mg/L	850/-	Comp	140	*	Comp	190	--
Hardness	mg/L	-/-	ANR	ANR	ANR	Comp	87	--
Hardness, dissolved	mg/L	-/-	ANR	ANR	ANR	Comp	79	--
Total Suspended Solids	mg/L	-/-	ANR	ANR	ANR	Comp	28	--
Volume Discharged	MGD	17.8/-	Meas	0.025135	*	Meas	0.008775	*
METALS								
Aluminum	ug/L	-/-	ANR	ANR	ANR	Comp	630	--
Aluminum, dissolved	ug/L	-/-	ANR	ANR	ANR	Comp	ND < 40	U
Antimony	ug/L	6.0/-	Comp	ND < 0.30	*	Comp	ND < 2.0	UJ (B)
Antimony, dissolved	ug/L	-/-	Comp	0.36	Ja* (DNQ)	Comp	0.39	J (DNQ)
Arsenic	ug/L	-/-	ANR	ANR	ANR	Comp	ND < 7.0	U
Arsenic, dissolved	ug/L	-/-	ANR	ANR	ANR	Comp	ND < 7.0	U
Beryllium	ug/L	-/-	ANR	ANR	ANR	Comp	ND < 0.90	U
Beryllium, dissolved	ug/L	-/-	ANR	ANR	ANR	Comp	ND < 0.90	U
Boron	mg/L	1.0/-	ANR	ANR	ANR	Comp	ND < 0.092	U (B)
Boron, dissolved	mg/L	-/-	ANR	ANR	ANR	Comp	ND < 0.10	U (B)
Cadmium	ug/L	4.0/-	Comp	0.12	Ja* (DNQ)	Comp	ND < 1.0	UJ (R, B)
Cadmium, dissolved	ug/L	-/-	Comp	0.21	Ja* (DNQ)	Comp	ND < 0.10	U
Calcium	mg/L	-/-	ANR	ANR	ANR	Comp	25	--
Calcium, Dissolved	mg/L	-/-	ANR	ANR	ANR	Comp	23	--
Chromium	ug/L	-/-	ANR	ANR	ANR	Comp	ND < 2.0	U
Chromium, dissolved	ug/L	-/-	ANR	ANR	ANR	Comp	ND < 2.0	U
Chromium VI	mg/L	-/-	ANR	ANR	ANR	Grab	ND < 0.0010	U (B)
Copper	ug/L	14.0/-	Comp	3.8	B*	Comp	2.6	J (*III)
Copper, dissolved	ug/L	-/-	Comp	2.7	*	Comp	2.1	J (*III)
Iron	mg/L	-/-	ANR	ANR	ANR	Comp	0.41	--
Iron, dissolved	mg/L	-/-	ANR	ANR	ANR	Comp	ND < 0.089	U (B)
Lead	ug/L	5.2/-	Comp	2.2	B*	Comp	0.86	J (DNQ)
Lead, dissolved	ug/L	-/-	Comp	0.68	Ja* (DNQ)	Comp	ND < 0.20	U
Magnesium	mg/L	-/-	ANR	ANR	ANR	Comp	6.0	--
Magnesium, Dissolved	mg/L	-/-	ANR	ANR	ANR	Comp	5.5	--
Mercury	ug/L	0.13/-	Comp	0.13	J (DNQ)	Comp	ND < 0.10	U
Mercury, dissolved	ug/L	-/-	Comp	ND < 0.10	U	Comp	ND < 0.10	U
Nickel	ug/L	100/-	ANR	ANR	ANR	Comp	ND < 2.0	UJ (R)
Nickel, dissolved	ug/L	-/-	ANR	ANR	ANR	Comp	ND < 2.0	U
Selenium	ug/L	-/-	ANR	ANR	ANR	Comp	ND < 8.0	U
Selenium, dissolved	ug/L	-/-	ANR	ANR	ANR	Comp	ND < 8.0	U
Silver	ug/L	-/-	ANR	ANR	ANR	Comp	ND < 6.0	U
Silver, dissolved	ug/L	-/-	ANR	ANR	ANR	Comp	ND < 6.0	U
Thallium	ug/L	2.0/-	Comp	ND < 0.20	*	Comp	ND < 0.20	U
Thallium, dissolved	ug/L	-/-	Comp	ND < 0.20	*	Comp	ND < 0.20	U
Vanadium	ug/L	-/-	ANR	ANR	ANR	Comp	3.2	J (DNQ)
Vanadium, dissolved	ug/L	-/-	ANR	ANR	ANR	Comp	ND < 3.0	U
Zinc	ug/L	-/-	ANR	ANR	ANR	Comp	20	--
Zinc, dissolved	ug/L	-/-	ANR	ANR	ANR	Comp	19	J (DNQ)

OUTFALL 003 (RMHF)

FIRST QUARTER 2010 REPORTING SUMMARY
THE BOEING COMPANY
SANTA SUSANA FIELD LABORATORY
NPDES PERMIT CA0001309

January 1 through March 31, 2010

ANALYTE	UNITS	Permit Limit Daily Max/Monthly Avg	1/21/2010-1/22/2010			2/6/2010-2/7/2010		
			SAMPLE TYPE	RESULT	VALIDATION QUALIFIER	SAMPLE TYPE	RESULT	VALIDATION QUALIFIER
ORGANICS								
Benzene	ug/L	-/-	ANR	ANR	ANR	Grab	ND < 0.28	U
Carbon Tetrachloride	ug/L	-/-	ANR	ANR	ANR	Grab	ND < 0.28	U
Chloroform	ug/L	-/-	ANR	ANR	ANR	Grab	ND < 0.33	U
1,1-Dichloroethane	ug/L	-/-	ANR	ANR	ANR	Grab	ND < 0.40	U
1,2-Dichloroethane	ug/L	-/-	ANR	ANR	ANR	Grab	ND < 0.28	U
1,1-Dichloroethene	ug/L	-/-	ANR	ANR	ANR	Grab	ND < 0.42	U
Ethylbenzene	ug/L	-/-	ANR	ANR	ANR	Grab	ND < 0.25	U
Tetrachloroethene	ug/L	-/-	ANR	ANR	ANR	Grab	ND < 0.32	U
Toluene	ug/L	-/-	ANR	ANR	ANR	Grab	ND < 0.36	U
Xylenes (Total)	ug/L	-/-	ANR	ANR	ANR	Grab	ND < 0.90	U
1,1,1-Trichloroethane	ug/L	-/-	ANR	ANR	ANR	Grab	ND < 0.30	U
1,1,2-Trichloroethane	ug/L	-/-	ANR	ANR	ANR	Grab	ND < 0.30	U
Trichloroethene	ug/L	-/-	ANR	ANR	ANR	Grab	ND < 0.26	U
Trichlorofluoromethane	ug/L	-/-	ANR	ANR	ANR	Grab	ND < 0.34	U
Trichlorotrifluoroethane (Freon 113)	ug/L	-/-	ANR	ANR	ANR	Grab	ND < 0.50	U
Vinyl chloride	ug/L	-/-	ANR	ANR	ANR	Grab	ND < 0.40	U
ADDITIONAL ANALYTES								
2,4,5-Trichlorophenol	ug/L	-/-	ANR	ANR	ANR	Comp	ND < 2.9	U
1,1,2,2-Tetrachloroethane	ug/L	-/-	ANR	ANR	ANR	Grab	ND < 0.30	U
1,2,4-Trichlorobenzene	ug/L	-/-	ANR	ANR	ANR	Comp	ND < 2.4	U
1,2-Dichlorobenzene	ug/L	-/-	ANR	ANR	ANR	Comp	ND < 2.9	U
1,2-Dichlorobenzene	ug/L	-/-	ANR	ANR	ANR	Grab	ND < 0.32	U
1,2-Dichloropropane	ug/L	-/-	ANR	ANR	ANR	Grab	ND < 0.35	U
1,2-Diphenylhydrazine/Azobenzene	ug/L	-/-	ANR	ANR	ANR	Comp	ND < 2.4	U
1,3-Dichlorobenzene	ug/L	-/-	ANR	ANR	ANR	Comp	ND < 2.9	U
1,3-Dichlorobenzene	ug/L	-/-	ANR	ANR	ANR	Grab	ND < 0.35	U
1,4-Dichlorobenzene	ug/L	-/-	ANR	ANR	ANR	Comp	ND < 2.4	U
1,4-Dichlorobenzene	ug/L	-/-	ANR	ANR	ANR	Grab	ND < 0.37	U
2,4,6-Trichlorophenol	ug/L	-/-	ANR	ANR	ANR	Comp	ND < 4.3	U
2,4-Dichlorophenol	ug/L	-/-	ANR	ANR	ANR	Comp	ND < 3.4	U
2,4-Dimethylphenol	ug/L	-/-	ANR	ANR	ANR	Comp	ND < 3.4	U
2,4-Dinitrophenol	ug/L	-/-	ANR	ANR	ANR	Comp	ND < 7.7	UJ (C)
2,4-Dinitrotoluene	ug/L	-/-	ANR	ANR	ANR	Comp	ND < 3.4	U
2,6-Dinitrotoluene	ug/L	-/-	ANR	ANR	ANR	Comp	ND < 1.9	U
2-Chloroethylvinylether	ug/L	-/-	ANR	ANR	ANR	Grab	ND < 1.8	UJ (C)
2-Chloronaphthalene	ug/L	-/-	ANR	ANR	ANR	Comp	ND < 2.9	U
2-Chlorophenol	ug/L	-/-	ANR	ANR	ANR	Comp	ND < 2.9	U
2-Methyl-4,6-dinitrophenol	ug/L	-/-	ANR	ANR	ANR	Comp	ND < 3.8	U
2-Methylnaphthalene	ug/L	-/-	ANR	ANR	ANR	Comp	ND < 1.9	U
2-Methylphenol	ug/L	-/-	ANR	ANR	ANR	Comp	ND < 2.9	U
2-Nitrophenol	ug/L	-/-	ANR	ANR	ANR	Comp	ND < 3.4	U
3,3'-Dichlorobenzidine	ug/L	-/-	ANR	ANR	ANR	Comp	ND < 7.2	U
4,4'-DDD	ug/L	-/-	ANR	ANR	ANR	Comp	ND < 0.0019	U
4,4'-DDE	ug/L	-/-	ANR	ANR	ANR	Comp	ND < 0.0028	U
4,4'-DDT	ug/L	-/-	ANR	ANR	ANR	Comp	ND < 0.0038	U
4-Bromophenylphenylether	ug/L	-/-	ANR	ANR	ANR	Comp	ND < 2.9	U
4-Chloro-3-methylphenol	ug/L	-/-	ANR	ANR	ANR	Comp	ND < 2.4	U
4-Chloroaniline	ug/L	-/-	ANR	ANR	ANR	Comp	ND < 1.9	U
4-Chlorophenylphenylether	ug/L	-/-	ANR	ANR	ANR	Comp	ND < 2.4	U
4-Nitrophenol	ug/L	-/-	ANR	ANR	ANR	Comp	ND < 5.3	U
Acenaphthene	ug/L	-/-	ANR	ANR	ANR	Comp	ND < 2.9	U
Acenaphthylene	ug/L	-/-	ANR	ANR	ANR	Comp	ND < 2.9	U
Acrolein	ug/L	-/-	ANR	ANR	ANR	Grab	ND < 4.0	R (R)
Acrylonitrile	ug/L	-/-	ANR	ANR	ANR	Grab	ND < 1.2	U

OUTFALL 003 (RMHF)

FIRST QUARTER 2010 REPORTING SUMMARY
 THE BOEING COMPANY
 SANTA SUSANA FIELD LABORATORY
 NPDES PERMIT CA0001309

January 1 through March 31, 2010

ANALYTE	UNITS	Permit Limit Daily Max/Monthly Ava	1/21/2010-1/22/2010			2/6/2010-2/7/2010		
			SAMPLE TYPE	RESULT	VALIDATION QUALIFIER	SAMPLE TYPE	RESULT	VALIDATION QUALIFIER
Acute Toxicity	% SURVIVAL	70-100/-	ANR	ANR	ANR	Grab	100	--
Aldrin	ug/L	-/-	ANR	ANR	ANR	Comp	ND < 0.0014	U
alpha-BHC	ug/L	-/-	ANR	ANR	ANR	Comp	ND < 0.0024	U
Aniline	ug/L	-/-	ANR	ANR	ANR	Comp	ND < 3.4	U
Anthracene	ug/L	-/-	ANR	ANR	ANR	Comp	ND < 2.4	U
Aroclor-1016	ug/L	-/-	ANR	ANR	ANR	Comp	ND < 0.24	U
Aroclor-1221	ug/L	-/-	ANR	ANR	ANR	Comp	ND < 0.24	U
Aroclor-1232	ug/L	-/-	ANR	ANR	ANR	Comp	ND < 0.24	U
Aroclor-1242	ug/L	-/-	ANR	ANR	ANR	Comp	ND < 0.24	U
Aroclor-1248	ug/L	-/-	ANR	ANR	ANR	Comp	ND < 0.24	U
Aroclor-1254	ug/L	-/-	ANR	ANR	ANR	Comp	ND < 0.24	U
Aroclor-1260	ug/L	-/-	ANR	ANR	ANR	Comp	ND < 0.24	U
Benzidine	ug/L	-/-	ANR	ANR	ANR	Comp	ND < 9.6	UJ (C, *III)
Benzo(a)anthracene	ug/L	-/-	ANR	ANR	ANR	Comp	ND < 2.4	U
Benzo(a)pyrene	ug/L	-/-	ANR	ANR	ANR	Comp	ND < 2.9	U
Benzo(b)fluoranthene	ug/L	-/-	ANR	ANR	ANR	Comp	ND < 1.9	U
Benzo(g,h,i)perylene	ug/L	-/-	ANR	ANR	ANR	Comp	ND < 3.8	U
Benzo(k)fluoranthene	ug/L	-/-	ANR	ANR	ANR	Comp	ND < 2.4	U
Benzoic acid	ug/L	-/-	ANR	ANR	ANR	Comp	ND < 9.6	UJ (C, *III)
Benzyl alcohol	ug/L	-/-	ANR	ANR	ANR	Comp	ND < 3.4	UJ (C)
beta-BHC	ug/L	-/-	ANR	ANR	ANR	Comp	ND < 0.0038	U
bis (2-Chloroethyl) ether	ug/L	-/-	ANR	ANR	ANR	Comp	ND < 2.9	U
bis (2-ethylhexyl) Phthalate	ug/L	-/-	ANR	ANR	ANR	Comp	ND < 3.8	U
bis(2-Chloroethoxy) methane	ug/L	-/-	ANR	ANR	ANR	Comp	ND < 2.9	U
bis(2-Chloroisopropyl) ether	ug/L	-/-	ANR	ANR	ANR	Comp	ND < 2.4	U
Bromodichloromethane	ug/L	-/-	ANR	ANR	ANR	Grab	ND < 0.30	U
Bromoform	ug/L	-/-	ANR	ANR	ANR	Grab	ND < 0.40	U
Bromomethane	ug/L	-/-	ANR	ANR	ANR	Grab	ND < 0.42	U
Butylbenzylphthalate	ug/L	-/-	ANR	ANR	ANR	Comp	ND < 3.8	U
Chlordane	ug/L	-/-	ANR	ANR	ANR	Comp	ND < 0.038	U
Chlorobenzene	ug/L	-/-	ANR	ANR	ANR	Grab	ND < 0.36	U
Chloroethane	ug/L	-/-	ANR	ANR	ANR	Grab	ND < 0.40	U
Chloromethane	ug/L	-/-	ANR	ANR	ANR	Grab	ND < 0.40	U
Chlorpyrifos	ug/L	-/-	ANR	ANR	ANR	Comp	ND < 1.0	U
Chronic Toxicity	TUC	1.0/-	Comp	1.0	*	Comp	1.0	*
Chrysene	ug/L	-/-	ANR	ANR	ANR	Comp	ND < 2.4	U
cis-1,2-Dichloroethene	ug/L	-/-	ANR	ANR	ANR	Grab	ND < 0.32	U
cis-1,3-Dichloropropene	ug/L	-/-	ANR	ANR	ANR	Grab	ND < 0.22	U
delta-BHC	ug/L	-/-	ANR	ANR	ANR	Comp	ND < 0.0033	U
Diazinon	ug/L	-/-	ANR	ANR	ANR	Comp	ND < 0.25	U
Dibenzo(a,h)anthracene	ug/L	-/-	ANR	ANR	ANR	Comp	ND < 2.9	U
Dibenzofuran	ug/L	-/-	ANR	ANR	ANR	Comp	ND < 3.8	U
Dibromochloromethane	ug/L	-/-	ANR	ANR	ANR	Grab	ND < 0.40	U
Dieldrin	ug/L	-/-	ANR	ANR	ANR	Comp	ND < 0.0019	U
Diethylphthalate	ug/L	-/-	ANR	ANR	ANR	Comp	ND < 3.4	U
Dimethylphthalate	ug/L	-/-	ANR	ANR	ANR	Comp	ND < 2.4	U
Di-n-butylphthalate	ug/L	-/-	ANR	ANR	ANR	Comp	ND < 2.9	U
Di-n-octylphthalate	ug/L	-/-	ANR	ANR	ANR	Comp	ND < 3.4	U
Endosulfan I	ug/L	-/-	ANR	ANR	ANR	Comp	ND < 0.0019	U
Endosulfan II	ug/L	-/-	ANR	ANR	ANR	Comp	ND < 0.0028	UJ (C)
Endosulfan sulfate	ug/L	-/-	ANR	ANR	ANR	Comp	ND < 0.0028	U
Endrin	ug/L	-/-	ANR	ANR	ANR	Comp	ND < 0.0019	UJ (C)
Endrin aldehyde	ug/L	-/-	ANR	ANR	ANR	Comp	ND < 0.0019	U
Endrin ketone	ug/L	-/-	ANR	ANR	ANR	Comp	ND < 0.0028	UJ (C)
Fluoranthene	ug/L	-/-	ANR	ANR	ANR	Comp	ND < 2.9	U

OUTFALL 003 (RMHF)

**FIRST QUARTER 2010 REPORTING SUMMARY
THE BOEING COMPANY
SANTA SUSANA FIELD LABORATORY
NPDES PERMIT CA0001309**

January 1 through March 31, 2010

ANALYTE	UNITS	Permit Limit Daily Max/Monthly Avg	1/21/2010-1/22/2010			2/6/2010-2/7/2010		
			SAMPLE TYPE	RESULT	VALIDATION QUALIFIER	SAMPLE TYPE	RESULT	VALIDATION QUALIFIER
Fluorene	ug/L	-/-	ANR	ANR	ANR	Comp	ND < 2.9	U
Heptachlor	ug/L	-/-	ANR	ANR	ANR	Comp	ND < 0.0028	UJ (C)
Heptachlor epoxide	ug/L	-/-	ANR	ANR	ANR	Comp	ND < 0.0024	U
Hexachlorobenzene	ug/L	-/-	ANR	ANR	ANR	Comp	ND < 2.9	U
Hexachlorobutadiene	ug/L	-/-	ANR	ANR	ANR	Comp	ND < 3.8	U
Hexachlorocyclopentadiene	ug/L	-/-	ANR	ANR	ANR	Comp	ND < 4.8	UJ (C)
Hexachloroethane	ug/L	-/-	ANR	ANR	ANR	Comp	ND < 3.4	U
Indeno(1,2,3-cd)pyrene	ug/L	-/-	ANR	ANR	ANR	Comp	ND < 3.4	U
Isophorone	ug/L	-/-	ANR	ANR	ANR	Comp	ND < 2.9	U
Lindane (gamma-BHC)	ug/L	-/-	ANR	ANR	ANR	Comp	ND < 0.0028	U
Methoxychlor	ug/L	-/-	ANR	ANR	ANR	Comp	ND < 0.0033	U
Methylene Chloride	ug/L	-/-	ANR	ANR	ANR	Grab	ND < 0.95	U
m-Nitroaniline	ug/L	-/-	ANR	ANR	ANR	Comp	ND < 2.9	U
Naphthalene	ug/L	-/-	ANR	ANR	ANR	Comp	ND < 2.9	U
Nitrobenzene	ug/L	-/-	ANR	ANR	ANR	Comp	ND < 2.9	U
n-Nitrosodimethylamine	ug/L	-/-	ANR	ANR	ANR	Comp	ND < 2.4	U
n-Nitroso-di-n-propylamine	ug/L	-/-	ANR	ANR	ANR	Comp	ND < 3.4	U
n-Nitrosodiphenylamine	ug/L	-/-	ANR	ANR	ANR	Comp	ND < 1.9	UJ (C)
o-Nitroaniline	ug/L	-/-	ANR	ANR	ANR	Comp	ND < 1.9	U
p-Cresol	ug/L	-/-	ANR	ANR	ANR	Comp	ND < 2.9	U
Pentachlorophenol	ug/L	-/-	ANR	ANR	ANR	Comp	ND < 3.4	UJ (C)
Phenanthrene	ug/L	-/-	ANR	ANR	ANR	Comp	ND < 3.4	U
Phenol	ug/L	-/-	ANR	ANR	ANR	Comp	ND < 1.9	U
p-Nitroaniline	ug/L	-/-	ANR	ANR	ANR	Comp	ND < 3.8	U
Pyrene	ug/L	-/-	ANR	ANR	ANR	Comp	ND < 3.8	U
Toxaphene	ug/L	-/-	ANR	ANR	ANR	Comp	ND < 0.24	UJ (C)
trans-1,2-Dichloroethene	ug/L	-/-	ANR	ANR	ANR	Grab	ND < 0.30	U
trans-1,3-Dichloropropene	ug/L	-/-	ANR	ANR	ANR	Grab	ND < 0.32	U

OUTFALL 003 (RMHF)

**FIRST QUARTER 2010 REPORTING SUMMARY
THE BOEING COMPANY
SANTA SUSANA FIELD LABORATORY
NPDES PERMIT CA0001309**

**Sample Type: Composite
Sample Date: January 21-22, 2010**

ANALYTE	LAB LOD (ug/L)	LAB RL (ug/L)	LAB RESULT (ug/L)	VALIDATION QUALIFIER	1998 WHO TEF	TCDD Equivalent (w/out DNQ Values) (ug/L)
1,2,3,4,6,7,8-HpCDD	1.20E-05	4.90E-05	4.00E-05	J (DNQ)	0.01	ND
1,2,3,4,6,7,8-HpCDF	7.30E-06	7.30E-06	ND	UJ (*III)	0.01	ND
1,2,3,4,7,8,9-HpCDF	1.30E-05	4.90E-05	ND	U	0.01	ND
1,2,3,4,7,8-HxCDD	9.60E-06	4.90E-05	ND	U	0.1	ND
1,2,3,4,7,8-HxCDF	6.10E-06	4.90E-05	ND	U	0.1	ND
1,2,3,6,7,8-HxCDD	8.10E-06	4.90E-05	ND	U	0.1	ND
1,2,3,6,7,8-HxCDF	5.40E-06	4.90E-05	ND	U	0.1	ND
1,2,3,7,8,9-HxCDD	7.00E-06	4.90E-05	ND	U	0.1	ND
1,2,3,7,8,9-HxCDF	6.70E-06	4.90E-05	ND	U	0.1	ND
1,2,3,7,8-PeCDD	1.30E-05	4.90E-05	ND	U	1	ND
1,2,3,7,8-PeCDF	9.00E-06	4.90E-05	ND	U	0.05	ND
2,3,4,6,7,8-HxCDF	5.60E-06	4.90E-05	ND	U	0.1	ND
2,3,4,7,8-PeCDF	1.20E-05	4.90E-05	ND	U	0.5	ND
2,3,7,8-TCDD	5.50E-06	9.80E-06	ND	U	1	ND
2,3,7,8-TCDF	3.50E-06	9.80E-06	ND	U	0.1	ND
OCDD	3.50E-05	9.80E-05	2.80E-04	--	0.0001	2.80E-08
OCDF	2.10E-05	9.80E-05	1.60E-05	J (DNQ)	0.0001	ND

TCDD TEQ w/out DNQ Values	2.80E-08
----------------------------------	-----------------

TCDD TEQ PERMIT LIMIT = 2.80E-08

See attached notes for abbreviations, definitions, and other explanations for the data presented in this table.

OUTFALL 003 (RMHF)

**FIRST QUARTER 2010 REPORTING SUMMARY
THE BOEING COMPANY
SANTA SUSANA FIELD LABORATORY
NPDES PERMIT CA0001309**

**Sample Type: Composite
Sample Date: February 6-7, 2010**

ANALYTE	LAB LOD (ug/L)	LAB RL (ug/L)	LAB RESULT (ug/L)	VALIDATION QUALIFIER	1998 WHO TEF	TCDD Equivalent (w/out DNQ Values) (ug/L)
1,2,3,4,6,7,8-HpCDD	6.10E-07	5.00E-05	ND	U (B)	0.01	ND
1,2,3,4,6,7,8-HpCDF	5.20E-07	1.70E-06	ND	U (B)	0.01	ND
1,2,3,4,7,8,9-HpCDF	9.30E-07	5.00E-05	ND	U	0.01	ND
1,2,3,4,7,8-HxCDD	5.10E-07	6.60E-07	ND	UJ (*III)	0.1	ND
1,2,3,4,7,8-HxCDF	3.50E-07	9.80E-07	ND	UJ (*III)	0.1	ND
1,2,3,6,7,8-HxCDD	4.30E-07	4.50E-07	ND	UJ (*III)	0.1	ND
1,2,3,6,7,8-HxCDF	3.00E-07	5.00E-05	9.90E-07	J (DNQ)	0.1	ND
1,2,3,7,8,9-HxCDD	3.90E-07	3.70E-07	ND	UJ (*III)	0.1	ND
1,2,3,7,8,9-HxCDF	4.00E-07	5.10E-07	ND	UJ (*III)	0.1	ND
1,2,3,7,8-PeCDD	5.20E-07	5.00E-05	ND	U	1	ND
1,2,3,7,8-PeCDF	4.30E-07	5.00E-05	ND	U	0.05	ND
2,3,4,6,7,8-HxCDF	2.90E-07	5.00E-05	4.10E-07	J (DNQ)	0.1	ND
2,3,4,7,8-PeCDF	4.90E-07	5.00E-05	ND	U	0.5	ND
2,3,7,8-TCDD	5.30E-07	9.90E-06	ND	U	1	ND
2,3,7,8-TCDF	3.80E-07	9.90E-07	ND	UJ (*III)	0.1	ND
OCDD	9.30E-07	9.90E-05	ND	U (B)	0.0001	ND
OCDF	8.40E-07	9.90E-05	ND	U (B)	0.0001	ND

TCDD TEQ w/out DNQ Values	ND
----------------------------------	-----------

TCDD TEQ PERMIT LIMIT = 2.80E-08

See attached notes for abbreviations, definitions, and other explanations for the data presented in this table.

OUTFALL 003 (RMHF)

**FIRST QUARTER 2010 REPORTING SUMMARY
THE BOEING COMPANY
SANTA SUSANA FIELD LABORATORY
NPDES PERMIT CA0001309**

January 1 through March 31, 2010

ANALYTE	UNITS	Permit Limit Daily Max/Monthly Avg	01/21/2010-01/22/2010		
			Sample Type	Result	Concentration Result Validation Qualifier
Max Discharge for event	MGD	17.8	Meas	0.050145	
Chloride	LBS/DAY	22,268/-	Comp	2.72	*
Fluoride	LBS/DAY	238/-	ANR	ANR	ANR
Nitrate + Nitrite as Nitrogen (N)	LBS/DAY	1,485/-	Comp	0.63	*
Oil & Grease	LBS/DAY	2,227/-	Grab	ND	*
Perchlorate	LBS/DAY	0.89/-	ANR	ANR	ANR
Sulfate	LBS/DAY	37,113/-	Comp	3.76	*
Total Dissolved Solids	LBS/DAY	126,184/-	Comp	58.55	*
METALS					
Antimony	LBS/DAY	0.89/-	Comp	ND	*
Boron	LBS/DAY	148/-	ANR	ANR	ANR
Cadmium	LBS/DAY	0.59/-	Comp	0.00005	Ja* (DNQ)
Copper	LBS/DAY	2.08/-	Comp	0.0016	B*
Lead	LBS/DAY	0.77/-	Comp	0.00092	B*
Mercury	LBS/DAY	0.02/-	Comp	0.000054	J (DNQ)
Nickel	LBS/DAY	14.9/-	ANR	ANR	ANR
Thallium	LBS/DAY	0.3/-	Comp	ND	*
TCDD TEQ_NoDNQ	LBS/DAY	4.2E-09/-	Comp	1.17E-11	--

See attached notes for abbreviations, definitions, and other explanations for the data presented.

OUTFALL 003 (RMHF)

**FIRST QUARTER 2010 REPORTING SUMMARY
THE BOEING COMPANY
SANTA SUSANA FIELD LABORATORY
NPDES PERMIT CA0001309**

January 1 through March 31, 2010

ANALYTE	UNITS	Permit Limit Daily Max/Monthly Avg	02/06/2010-02/07/2010		
			Sample Type	Result	Concentration Result Validation Qualifier
Max Discharge for event	MGD	17.8	Meas	0.01326	
Chloride	LBS/DAY	22,268/-	Comp	0.62	--
Fluoride	LBS/DAY	238/-	Comp	0.03	--
Nitrate + Nitrite as Nitrogen (N)	LBS/DAY	1,485/-	Comp	0.09	--
Oil & Grease	LBS/DAY	2,227/-	Grab	ND	U
Perchlorate	LBS/DAY	0.89/-	Comp	ND	U
Sulfate	LBS/DAY	37,113/-	Comp	1.44	--
Total Dissolved Solids	LBS/DAY	126,184/-	Comp	21.01	--
METALS					
Antimony	LBS/DAY	0.89/-	Comp	ND	UJ (B)
Boron	LBS/DAY	148/-	Comp	ND	U (B)
Cadmium	LBS/DAY	0.59/-	Comp	ND	UJ (R, B)
Copper	LBS/DAY	2.08/-	Comp	0.00029	J (*III)
Lead	LBS/DAY	0.77/-	Comp	0.00010	J (DNQ)
Mercury	LBS/DAY	0.02/-	Comp	ND	U
Nickel	LBS/DAY	14.9/-	Comp	ND	UJ (R)
Thallium	LBS/DAY	0.3/-	Comp	ND	U
TCDD TEQ_NoDNQ	LBS/DAY	4.2E-09/-	Comp	ND	--

**BMP EFFECTIVENESS
OUTFALL 003 (RMHF)**

**FIRST QUARTER 2010 REPORTING SUMMARY
THE BOEING COMPANY
SANTA SUSANA FIELD LABORATORY
NPDES PERMIT CA0001309**

January 1 through March 31, 2009

SAMPLE NAME	SAMPLE DATE	ANALYTE	UNITS	RESULT
003 EFF-1	01/21/10	Density	g/cc	1.0*
003 EFF-1	01/21/10	Sediment	mg/L	23*
003 EFF-1	02/07/10	Density	g/cc	1.0*
003 EFF-1	02/07/10	Sediment	mg/L	25*

OUTFALL 006 (FSDF-2)

**FIRST QUARTER 2010 REPORTING SUMMARY
THE BOEING COMPANY
SANTA SUSANA FIELD LABORATORY
NPDES PERMIT CA0001309**

January 1 through March 31, 2010

ANALYTE	UNITS	Permit Limit Daily Max/Monthly Avg	1/18/2010-1/19/2010			3/8/2010		
			SAMPLE TYPE	RESULT	VALIDATION QUALIFIER	SAMPLE TYPE	RESULT	VALIDATION QUALIFIER
Chloride	mg/L	150/-	Comp	4.6	*	Comp	7.3	*
Fluoride	mg/L	1.6/-	ANR	ANR	ANR	Comp	0.14	B*
Nitrate + Nitrite as Nitrogen (N)	mg/L	10/-	Comp	3.4	*	Comp	2.7	*
Oil & Grease	mg/L	15/-	Grab	ND < 1.3	*	Grab	ND < 1.3	*
Perchlorate	ug/L	6.0/-	ANR	ANR	ANR	Comp	ND < 0.90	*
pH (Field)	pH units	6.5-8.5/-	Grab	7.3	--	Grab	7.6	*
Sulfate	mg/L	250/-	Comp	5.3	*	Comp	20	*
Temperature	deg. F	86/-	Grab	54	--	Grab	51	*
Total Cyanide	ug/L	-/-	ANR	ANR	ANR	Comp	ND < 2.2	*
Total Dissolved Solids	mg/L	850/-	Comp	120	*	Comp	240	*
Hardness	mg/L	-/-	ANR	ANR	ANR	Comp	150	--
Hardness, dissolved	mg/L	-/-	ANR	ANR	ANR	Comp	140	--
Total Suspended Solids	mg/L	-/-	ANR	ANR	ANR	Comp	13	--
Volume Discharged	MGD	17.8/-	Meas	0.052915	*	Meas	0.001715	*
METALS								
Aluminum	ug/L	-/-	ANR	ANR	ANR	Comp	200	--
Aluminum, dissolved	ug/L	-/-	ANR	ANR	ANR	Comp	ND < 40	U
Antimony	ug/L	6.0/-	Comp	ND < 0.30	*	Comp	0.45	Ja* (DNQ)
Antimony, dissolved	ug/L	-/-	Comp	ND < 0.30	*	Comp	0.46	Ja* (DNQ)
Arsenic	ug/L	-/-	ANR	ANR	ANR	Comp	ND < 7.0	U
Arsenic, dissolved	ug/L	-/-	ANR	ANR	ANR	Comp	ND < 7.0	U
Beryllium	ug/L	-/-	ANR	ANR	ANR	Comp	ND < 0.90	U
Beryllium, dissolved	ug/L	-/-	ANR	ANR	ANR	Comp	ND < 0.90	U
Boron	mg/L	1.0/-	ANR	ANR	ANR	Comp	0.055	--
Boron, dissolved	mg/L	-/-	ANR	ANR	ANR	Comp	0.057	--
Cadmium	ug/L	4.0/-	Comp	ND < 0.10	*	Comp	ND < 0.10	*
Cadmium, dissolved	ug/L	-/-	Comp	ND < 0.10	*	Comp	ND < 0.10	*
Calcium	mg/L	-/-	ANR	ANR	ANR	Comp	51	--
Calcium, Dissolved	mg/L	-/-	ANR	ANR	ANR	Comp	51	--
Chromium	ug/L	-/-	ANR	ANR	ANR	Comp	ND < 2.0	U
Chromium, dissolved	ug/L	-/-	ANR	ANR	ANR	Comp	4.6	J (DNQ)
Chromium VI	ug/L	-/-	ANR	ANR	ANR	Grab	0.83	J (DNQ)
Copper	ug/L	14.0/-	Comp	4.7	*	Comp	1.8	Ja* (DNQ)
Copper, dissolved	ug/L	-/-	Comp	1.7	Ja* (DNQ)	Comp	1.4	Ja* (DNQ)
Iron	mg/L	-/-	ANR	ANR	ANR	Comp	0.14	--
Iron, dissolved	mg/L	-/-	ANR	ANR	ANR	Comp	0.016	J (DNQ)
Lead	ug/L	5.2/-	Comp	2.8	*	Comp	0.49	Ja* (DNQ)
Lead, dissolved	ug/L	-/-	Comp	ND < 0.20	C*	Comp	ND < 0.20	*
Magnesium	mg/L	-/-	ANR	ANR	ANR	Comp	4.1	--
Magnesium, Dissolved	mg/L	-/-	ANR	ANR	ANR	Comp	4.1	--
Mercury	ug/L	0.13/-	Comp	ND < 0.10	U	Comp	ND < 0.10	U
Mercury, dissolved	ug/L	-/-	Comp	ND < 0.10	U	Comp	ND < 0.10	U
Nickel	ug/L	100/-	ANR	ANR	ANR	Comp	ND < 2.0	U
Nickel, dissolved	ug/L	-/-	ANR	ANR	ANR	Comp	10	--
Selenium	ug/L	-/-	ANR	ANR	ANR	Comp	ND < 18	U (\$)
Selenium, dissolved	ug/L	-/-	ANR	ANR	ANR	Comp	ND < 8.0	U
Silver	ug/L	-/-	ANR	ANR	ANR	Comp	ND < 6.0	u
Silver, dissolved	ug/L	-/-	ANR	ANR	ANR	Comp	ND < 6.0	U
Thallium	ug/L	2.0/-	Comp	ND < 0.20	*	Comp	ND < 0.20	*
Thallium, dissolved	ug/L	-/-	Comp	ND < 0.20	C*	Comp	ND < 0.20	*
Vanadium	ug/L	-/-	ANR	ANR	ANR	Comp	3.7	J (DNQ)
Vanadium, dissolved	ug/L	-/-	ANR	ANR	ANR	Comp	3.4	J (DNQ)
Zinc	ug/L	-/-	ANR	ANR	ANR	Comp	7.7	J (DNQ)

OUTFALL 006 (FSDf-2)

FIRST QUARTER 2010 REPORTING SUMMARY
 THE BOEING COMPANY
 SANTA SUSANA FIELD LABORATORY
 NPDES PERMIT CA0001309

January 1 through March 31, 2010

ANALYTE	UNITS	Permit Limit Daily Max/Monthly Avg	1/18/2010-1/19/2010			3/8/2010		
			SAMPLE TYPE	RESULT	VALIDATION QUALIFIER	SAMPLE TYPE	RESULT	VALIDATION QUALIFIER
Zinc, dissolved	ug/L	-/-	ANR	ANR	ANR	Comp	ND < 6.0	U
ORGANICS								
Benzene	ug/L	-/-	ANR	ANR	ANR	Grab	ND < 0.28	*
Carbon Tetrachloride	ug/L	-/-	ANR	ANR	ANR	Grab	ND < 0.28	*
Chloroform	ug/L	-/-	ANR	ANR	ANR	Grab	ND < 0.33	*
1,1-Dichloroethane	ug/L	-/-	ANR	ANR	ANR	Grab	ND < 0.40	*
1,2-Dichloroethane	ug/L	-/-	ANR	ANR	ANR	Grab	ND < 0.28	*
1,1-Dichloroethene	ug/L	-/-	ANR	ANR	ANR	Grab	ND < 0.42	*
Ethylbenzene	ug/L	-/-	ANR	ANR	ANR	Grab	ND < 0.25	*
Tetrachloroethene	ug/L	-/-	ANR	ANR	ANR	Grab	ND < 0.32	*
Toluene	ug/L	-/-	ANR	ANR	ANR	Grab	ND < 0.36	*
Xylenes (Total)	ug/L	-/-	ANR	ANR	ANR	Grab	ND < 0.90	*
1,1,1-Trichloroethane	ug/L	-/-	ANR	ANR	ANR	Grab	ND < 0.30	*
1,1,2-Trichloroethane	ug/L	-/-	ANR	ANR	ANR	Grab	ND < 0.30	*
Trichloroethene	ug/L	-/-	ANR	ANR	ANR	Grab	ND < 0.26	*
Trichlorofluoromethane	ug/L	-/-	ANR	ANR	ANR	Grab	ND < 0.34	*
Trichlorotrifluoroethane (Freon 113)	ug/L	-/-	ANR	ANR	ANR	Grab	ND < 0.50	*
Vinyl chloride	ug/L	-/-	ANR	ANR	ANR	Grab	ND < 0.40	*
ADDITIONAL ANALYTES								
1,1,2,2-Tetrachloroethane	ug/L	-/-	ANR	ANR	ANR	Grab	ND < 0.30	*
1,2,4-Trichlorobenzene	ug/L	-/-	ANR	ANR	ANR	Comp	ND < 2.4	*
1,2-Dichlorobenzene	ug/L	-/-	ANR	ANR	ANR	Comp	ND < 2.9	*
1,2-Dichlorobenzene	ug/L	-/-	ANR	ANR	ANR	Grab	ND < 0.32	*
1,2-Dichloropropane	ug/L	-/-	ANR	ANR	ANR	Grab	ND < 0.35	*
1,2-Diphenylhydrazine/Azobenzene	ug/L	-/-	ANR	ANR	ANR	Comp	ND < 2.4	*
1,3-Dichlorobenzene	ug/L	-/-	ANR	ANR	ANR	Comp	ND < 2.9	*
1,3-Dichlorobenzene	ug/L	-/-	ANR	ANR	ANR	Grab	ND < 0.35	*
1,4-Dichlorobenzene	ug/L	-/-	ANR	ANR	ANR	Grab	ND < 0.37	*
1,4-Dichlorobenzene	ug/L	-/-	ANR	ANR	ANR	Comp	ND < 2.4	*
2,4,6-Trichlorophenol	ug/L	-/-	ANR	ANR	ANR	Comp	ND < 4.3	*
2,4-Dichlorophenol	ug/L	-/-	ANR	ANR	ANR	Comp	ND < 3.4	*
2,4-Dimethylphenol	ug/L	-/-	ANR	ANR	ANR	Comp	ND < 3.4	*
2,4-Dinitrophenol	ug/L	-/-	ANR	ANR	ANR	Comp	ND < 7.7	*
2,4-Dinitrotoluene	ug/L	-/-	ANR	ANR	ANR	Comp	ND < 3.4	*
2,6-Dinitrotoluene	ug/L	-/-	ANR	ANR	ANR	Comp	ND < 1.9	*
2-Chloroethylvinylether	ug/L	-/-	ANR	ANR	ANR	Grab	ND < 1.8	*
2-Chloronaphthalene	ug/L	-/-	ANR	ANR	ANR	Comp	ND < 2.9	*
2-Chlorophenol	ug/L	-/-	ANR	ANR	ANR	Comp	ND < 2.9	*
2-Methyl-4,6-dinitrophenol	ug/L	-/-	ANR	ANR	ANR	Comp	ND < 3.8	*
2-Nitrophenol	ug/L	-/-	ANR	ANR	ANR	Comp	ND < 3.4	*
3,3'-Dichlorobenzidine	ug/L	-/-	ANR	ANR	ANR	Comp	ND < 7.2	*
4,4'-DDD	ug/L	-/-	ANR	ANR	ANR	Comp	ND < 0.0019	*
4,4'-DDE	ug/L	-/-	ANR	ANR	ANR	Comp	ND < 0.0028	*
4,4'-DDT	ug/L	-/-	ANR	ANR	ANR	Comp	ND < 0.0038	*
4-Bromophenylphenylether	ug/L	-/-	ANR	ANR	ANR	Comp	ND < 2.9	*
4-Chloro-3-methylphenol	ug/L	-/-	ANR	ANR	ANR	Comp	ND < 2.4	*
4-Chlorophenylphenylether	ug/L	-/-	ANR	ANR	ANR	Comp	ND < 2.4	*
4-Nitrophenol	ug/L	-/-	ANR	ANR	ANR	Comp	ND < 5.3	*
Acenaphthene	ug/L	-/-	ANR	ANR	ANR	Comp	ND < 2.9	*
Acenaphthylene	ug/L	-/-	ANR	ANR	ANR	Comp	ND < 2.9	*
Acrolein	ug/L	-/-	ANR	ANR	ANR	Grab	ND < 4.0	*
Acrylonitrile	ug/L	-/-	ANR	ANR	ANR	Grab	ND < 1.2	*
Acute Toxicity	% SURVIVAL	70-100/-	ANR	ANR	ANR	Grab	100	--
Aldrin	ug/L	-/-	ANR	ANR	ANR	Comp	ND < 0.0014	*

OUTFALL 006 (FSD-2)

FIRST QUARTER 2010 REPORTING SUMMARY
 THE BOEING COMPANY
 SANTA SUSANA FIELD LABORATORY
 NPDES PERMIT CA0001309

January 1 through March 31, 2010

ANALYTE	UNITS	Permit Limit Daily Max/Monthly Avg	1/18/2010-1/19/2010			3/8/2010		
			SAMPLE TYPE	RESULT	VALIDATION QUALIFIER	SAMPLE TYPE	RESULT	VALIDATION QUALIFIER
alpha-BHC	ug/L	-/-	ANR	ANR	ANR	Comp	ND < 0.0024	*
Anthracene	ug/L	-/-	ANR	ANR	ANR	Comp	ND < 2.4	*
Aroclor-1016	ug/L	-/-	ANR	ANR	ANR	Comp	ND < 0.24	*
Aroclor-1221	ug/L	-/-	ANR	ANR	ANR	Comp	ND < 0.24	*
Aroclor-1232	ug/L	-/-	ANR	ANR	ANR	Comp	ND < 0.24	*
Aroclor-1242	ug/L	-/-	ANR	ANR	ANR	Comp	ND < 0.24	*
Aroclor-1248	ug/L	-/-	ANR	ANR	ANR	Comp	ND < 0.24	*
Aroclor-1254	ug/L	-/-	ANR	ANR	ANR	Comp	ND < 0.24	*
Aroclor-1260	ug/L	-/-	ANR	ANR	ANR	Comp	ND < 0.24	*
Benzidine	ug/L	-/-	ANR	ANR	ANR	Comp	ND < 9.6	L6*
Benzo(a)anthracene	ug/L	-/-	ANR	ANR	ANR	Comp	ND < 2.4	*
Benzo(a)pyrene	ug/L	-/-	ANR	ANR	ANR	Comp	ND < 2.9	*
Benzo(b)fluoranthene	ug/L	-/-	ANR	ANR	ANR	Comp	ND < 1.9	*
Benzo(g,h,i)perylene	ug/L	-/-	ANR	ANR	ANR	Comp	ND < 3.8	*
Benzo(k)fluoranthene	ug/L	-/-	ANR	ANR	ANR	Comp	ND < 2.4	*
beta-BHC	ug/L	-/-	ANR	ANR	ANR	Comp	ND < 0.0038	*
bis (2-Chloroethyl) ether	ug/L	-/-	ANR	ANR	ANR	Comp	ND < 2.9	*
bis (2-ethylhexyl) Phthalate	ug/L	-/-	ANR	ANR	ANR	Comp	ND < 3.8	*
bis(2-Chloroethoxy) methane	ug/L	-/-	ANR	ANR	ANR	Comp	ND < 2.9	*
bis(2-Chloroisopropyl) ether	ug/L	-/-	ANR	ANR	ANR	Comp	ND < 2.4	*
Bromodichloromethane	ug/L	-/-	ANR	ANR	ANR	Grab	ND < 0.30	*
Bromoform	ug/L	-/-	ANR	ANR	ANR	Grab	ND < 0.40	*
Bromomethane	ug/L	-/-	ANR	ANR	ANR	Grab	ND < 0.42	*
Butylbenzylphthalate	ug/L	-/-	ANR	ANR	ANR	Comp	ND < 3.8	*
Chlordane	ug/L	-/-	ANR	ANR	ANR	Comp	ND < 0.038	*
Chlorobenzene	ug/L	-/-	ANR	ANR	ANR	Grab	ND < 0.36	*
Chloroethane	ug/L	-/-	ANR	ANR	ANR	Grab	ND < 0.40	*
Chloromethane	ug/L	-/-	ANR	ANR	ANR	Grab	ND < 0.40	*
Chronic Toxicity	TUC	1.0/-	ANR	ANR	ANR	ANR	ANR	ANR
Chrysene	ug/L	-/-	ANR	ANR	ANR	Comp	ND < 2.4	*
cis-1,3-Dichloropropene	ug/L	-/-	ANR	ANR	ANR	Grab	ND < 0.22	*
delta-BHC	ug/L	-/-	ANR	ANR	ANR	Comp	ND < 0.0033	*
Dibenzo(a,h)anthracene	ug/L	-/-	ANR	ANR	ANR	Comp	ND < 2.9	*
Dibenzofuran	ug/L	-/-	ANR	ANR	ANR	Comp	ND < 3.8	*
Dibromochloromethane	ug/L	-/-	ANR	ANR	ANR	Grab	ND < 0.40	*
Dieldrin	ug/L	-/-	ANR	ANR	ANR	Comp	ND < 0.0019	*
Diethylphthalate	ug/L	-/-	ANR	ANR	ANR	Comp	ND < 3.4	*
Dimethylphthalate	ug/L	-/-	ANR	ANR	ANR	Comp	ND < 2.4	*
Di-n-butylphthalate	ug/L	-/-	ANR	ANR	ANR	Comp	ND < 2.9	*
Di-n-octylphthalate	ug/L	-/-	ANR	ANR	ANR	Comp	ND < 3.4	*
Endosulfan I	ug/L	-/-	ANR	ANR	ANR	Comp	ND < 0.0019	*
Endosulfan II	ug/L	-/-	ANR	ANR	ANR	Comp	ND < 0.0028	*
Endosulfan sulfate	ug/L	-/-	ANR	ANR	ANR	Comp	ND < 0.0028	*
Endrin	ug/L	-/-	ANR	ANR	ANR	Comp	ND < 0.0019	*
Endrin aldehyde	ug/L	-/-	ANR	ANR	ANR	Comp	ND < 0.0019	*
Endrin ketone	ug/L	-/-	ANR	ANR	ANR	Comp	ND < 0.0028	*
Fluoranthene	ug/L	-/-	ANR	ANR	ANR	Comp	ND < 2.9	*
Fluorene	ug/L	-/-	ANR	ANR	ANR	Comp	ND < 2.9	*
Heptachlor	ug/L	-/-	ANR	ANR	ANR	Comp	ND < 0.0028	*
Heptachlor epoxide	ug/L	-/-	ANR	ANR	ANR	Comp	ND < 0.0024	*
Hexachlorobenzene	ug/L	-/-	ANR	ANR	ANR	Comp	ND < 2.9	*
Hexachlorobutadiene	ug/L	-/-	ANR	ANR	ANR	Comp	ND < 3.8	*
Hexachlorocyclopentadiene	ug/L	-/-	ANR	ANR	ANR	Comp	ND < 4.8	*
Hexachloroethane	ug/L	-/-	ANR	ANR	ANR	Comp	ND < 3.4	*

OUTFALL 006 (FSD-2)

**FIRST QUARTER 2010 REPORTING SUMMARY
THE BOEING COMPANY
SANTA SUSANA FIELD LABORATORY
NPDES PERMIT CA0001309**

January 1 through March 31, 2010

ANALYTE	UNITS	Permit Limit Daily Max/Monthly Avg	1/18/2010-1/19/2010			3/8/2010		
			SAMPLE TYPE	RESULT	VALIDATION QUALIFIER	SAMPLE TYPE	RESULT	VALIDATION QUALIFIER
Indeno(1,2,3-cd)pyrene	ug/L	-/-	ANR	ANR	ANR	Comp	ND < 3.4	*
Isophorone	ug/L	-/-	ANR	ANR	ANR	Comp	ND < 2.9	*
Lindane (gamma-BHC)	ug/L	-/-	ANR	ANR	ANR	Comp	ND < 0.0028	*
Methoxychlor	ug/L	-/-	ANR	ANR	ANR	Comp	ND < 0.0033	*
Methylene Chloride	ug/L	-/-	ANR	ANR	ANR	Grab	ND < 0.95	*
Naphthalene	ug/L	-/-	ANR	ANR	ANR	Comp	ND < 2.9	*
Nitrobenzene	ug/L	-/-	ANR	ANR	ANR	Comp	ND < 2.9	*
n-Nitrosodimethylamine	ug/L	-/-	ANR	ANR	ANR	Comp	ND < 2.4	*
n-Nitroso-di-n-propylamine	ug/L	-/-	ANR	ANR	ANR	Comp	ND < 3.4	*
n-Nitrosodiphenylamine	ug/L	-/-	ANR	ANR	ANR	Comp	ND < 1.9	*
Pentachlorophenol	ug/L	-/-	ANR	ANR	ANR	Comp	ND < 3.4	*
Phenanthrene	ug/L	-/-	ANR	ANR	ANR	Comp	ND < 3.4	*
Phenol	ug/L	-/-	ANR	ANR	ANR	Comp	ND < 1.9	*
Pyrene	ug/L	-/-	ANR	ANR	ANR	Comp	ND < 3.8	*
Toxaphene	ug/L	-/-	ANR	ANR	ANR	Comp	ND < 0.24	*
trans-1,2-Dichloroethene	ug/L	-/-	ANR	ANR	ANR	Grab	ND < 0.30	*
trans-1,3-Dichloropropene	ug/L	-/-	ANR	ANR	ANR	Grab	ND < 0.32	*

OUTFALL 006 (FSD-2)

**FIRST QUARTER 2010 REPORTING SUMMARY
THE BOEING COMPANY
SANTA SUSANA FIELD LABORATORY
NPDES PERMIT CA0001309**

Sample Type: Composite
Sample Date: January 18-19, 2010

ANALYTE	LAB LOD (ug/L)	LAB RL (ug/L)	LAB RESULT (ug/L)	VALIDATION QUALIFIER	1998 WHO TEF	TCDD Equivalent (w/out DNQ Values) (ug/L)
1,2,3,4,6,7,8-HpCDD	1.40E-05	4.70E-05	8.40E-05	--	0.01	8.40E-07
1,2,3,4,6,7,8-HpCDF	8.20E-06	4.70E-05	7.40E-05	--	0.01	7.40E-07
1,2,3,4,7,8,9-HpCDF	1.30E-05	4.70E-05	ND	U	0.01	ND
1,2,3,4,7,8-HxCDD	8.70E-06	4.70E-05	ND	U	0.1	ND
1,2,3,4,7,8-HxCDF	7.00E-06	5.50E-06	ND	UJ (*III)	0.1	ND
1,2,3,6,7,8-HxCDD	7.10E-06	4.70E-05	ND	U	0.1	ND
1,2,3,6,7,8-HxCDF	6.20E-06	4.70E-05	ND	U	0.1	ND
1,2,3,7,8,9-HxCDD	6.20E-06	4.70E-05	ND	U	0.1	ND
1,2,3,7,8,9-HxCDF	7.00E-06	4.70E-05	ND	U	0.1	ND
1,2,3,7,8-PeCDD	1.20E-05	4.70E-05	ND	U	1	ND
1,2,3,7,8-PeCDF	6.00E-06	4.70E-05	ND	U	0.05	ND
2,3,4,6,7,8-HxCDF	6.10E-06	4.70E-05	ND	U (B)	0.1	ND
2,3,4,7,8-PeCDF	6.50E-06	4.70E-05	ND	U	0.5	ND
2,3,7,8-TCDD	4.70E-06	9.40E-06	ND	U	1	ND
2,3,7,8-TCDF	2.80E-06	9.40E-06	ND	U	0.1	ND
OCDD	2.10E-05	9.40E-05	7.70E-04	--	0.0001	7.70E-08
OCDF	2.70E-05	9.40E-05	2.90E-04	--	0.0001	2.90E-08
TCDD TEQ w/out DNQ Values						1.69E-06

TCDD TEQ PERMIT LIMIT = 2.80E-08

See attached notes for abbreviations, definitions, and other explanations for the data presented in this table.

OUTFALL 006 (FSDF-2)

**FIRST QUARTER 2010 REPORTING SUMMARY
THE BOEING COMPANY
SANTA SUSANA FIELD LABORATORY
NPDES PERMIT CA0001309**

**Sample Type: Composite
Sample Date March 8, 2010**

ANALYTE	LAB LOD (ug/L)	LAB RL (ug/L)	LAB RESULT (ug/L)	VALIDATION QUALIFIER	1998 WHO TEF	TCDD Equivalent (w/out DNQ Values) (ug/L)
1,2,3,4,6,7,8-HpCDD	1.40E-06	5.00E-05	ND	U (B)	0.01	ND
1,2,3,4,6,7,8-HpCDF	4.10E-07	1.20E-06	ND	U (B)	0.01	ND
1,2,3,4,7,8,9-HpCDF	7.20E-07	6.20E-07	ND	U (B)	0.01	ND
1,2,3,4,7,8-HxCDD	9.20E-07	5.00E-05	ND	U	0.1	ND
1,2,3,4,7,8-HxCDF	1.80E-07	4.10E-07	ND	U (B)	0.1	ND
1,2,3,6,7,8-HxCDD	8.20E-07	5.00E-05	ND	U	0.1	ND
1,2,3,6,7,8-HxCDF	1.80E-07	6.50E-07	ND	U (B)	0.1	ND
1,2,3,7,8,9-HxCDD	7.20E-07	5.00E-05	ND	U	0.1	ND
1,2,3,7,8,9-HxCDF	2.30E-07	6.40E-07	ND	U (B)	0.1	ND
1,2,3,7,8-PeCDD	6.30E-07	5.00E-05	ND	U	1	ND
1,2,3,7,8-PeCDF	2.00E-07	5.00E-05	ND	U	0.05	ND
2,3,4,6,7,8-HxCDF	1.60E-07	4.40E-07	ND	U (B)	0.1	ND
2,3,4,7,8-PeCDF	2.20E-07	5.00E-05	ND	U	0.5	ND
2,3,7,8-TCDD	4.70E-07	1.00E-05	ND	U	1	ND
2,3,7,8-TCDF	4.10E-07	1.00E-05	ND	U	0.1	ND
OCDD	2.70E-06	1.10E-05	ND	U (B)	0.0001	ND
OCDF	8.90E-07	2.40E-06	ND	U (B)	0.0001	ND

TCDD TEQ w/out DNQ Values	ND
----------------------------------	-----------

TCDD TEQ PERMIT LIMIT = 2.80E-08

See attached notes for abbreviations, definitions, and other explanations for the data presented in this table.

OUTFALL 006 (FSDF-2)

FIRST QUARTER 2010 REPORTING SUMMARY THE BOEING COMPANY SANTA SUSANA FIELD LABORATORY NPDES PERMIT CA0001309

January 1 through March 31, 2010

ANALYTE	UNITS	Permit Limit Daily Max/Monthly Avg	01/18/2010-01/19/2010		
			Sample Type	Result	Concentration Result Validation Qualifier
Max discharge for event	MGD	17.8	Meas	0.037115	*
Chloride	LBS/DAY	22,268/-	Comp	1.42	*
Fluoride	LBS/DAY	238/-	ANR	ANR	ANR
Nitrate + Nitrite as Nitrogen (N)	LBS/DAY	1,485/-	Comp	1.05	*
Oil & Grease	LBS/DAY	2,227/-	Grab	ND	*
Perchlorate	LBS/DAY	0.89/-	ANR	ANR	ANR
Sulfate	LBS/DAY	37,113/-	Comp	1.64	*
Total Dissolved Solids	LBS/DAY	126,184/-	Comp	37.14	*
Antimony	LBS/DAY	0.89/-	Comp	ND	*
Boron	LBS/DAY	148/-	ANR	ANR	ANR
Cadmium	LBS/DAY	0.59/-	Comp	ND	*
Copper	LBS/DAY	2.08/-	Comp	0.0015	*
Lead	LBS/DAY	0.77/-	Comp	0.00087	*
Mercury	LBS/DAY	0.02/-	Comp	ND	U
Nickel	LBS/DAY	14.9/-	ANR	ANR	ANR
Thallium	LBS/DAY	0.3/-	Comp	ND	*
TCDD TEQ_NoDNQ	LBS/DAY	4.20E-09/-	Comp	5.23E-10	--

OUTFALL 006 (FSDF-2)

**FIRST QUARTER 2010 REPORTING SUMMARY
THE BOEING COMPANY
SANTA SUSANA FIELD LABORATORY
NPDES PERMIT CA0001309**

January 1 through March 31, 2010

ANALYTE	UNITS	Permit Limit Daily Max/Monthly Avg	3/8/2010		
			Sample Type	Result	Concentration Result Validation Qualifier
Max discharge for event	MGD	17.8	Meas	0.00171	*
Chloride	LBS/DAY	22,268/-	Comp	0.10	*
Fluoride	LBS/DAY	238/-	Comp	0.0020	B*
Nitrate + Nitrite as Nitrogen (N)	LBS/DAY	1,485/-	Comp	0.04	*
Oil & Grease	LBS/DAY	2,227/-	Grab	ND	*
Perchlorate	LBS/DAY	0.89/-	Comp	ND	*
Sulfate	LBS/DAY	37,113/-	Comp	0.29	*
Total Dissolved Solids	LBS/DAY	126,184/-	Comp	3.42	*
Antimony	LBS/DAY	0.89/-	Comp	0.0000064	Ja* (DNQ)
Boron	LBS/DAY	148/-	Comp	0.00078	--
Cadmium	LBS/DAY	0.59/-	Comp	ND	*
Copper	LBS/DAY	2.08/-	Comp	0.000026	Ja* (DNQ)
Lead	LBS/DAY	0.77/-	Comp	0.0000070	Ja* (DNQ)
Mercury	LBS/DAY	0.02/-	Comp	ND	U
Nickel	LBS/DAY	14.9/-	Comp	ND	U
Thallium	LBS/DAY	0.3/-	Comp	ND	*
TCDD TEQ_NoDNQ	LBS/DAY	4.20E-09/-	Comp	ND	--

**BMP EFFECTIVENESS
OUTFALL 006 (FSDF-2)**

**FIRST QUARTER 2010 REPORTING SUMMARY
THE BOEING COMPANY
SANTA SUSANA FIELD LABORATORY
NPDES PERMIT CA0001309**

January 1 through March 31, 2009

SAMPLE NAME	SAMPLE DATE	ANALYTE	UNITS	RESULT
006 EFF-1	01/18/10	Density	g/cc	1.0*
006 EFF-1	01/18/10	Sediment	mg/L	120*
006 EFF-2	01/19/10	Density	g/cc	1.0*
006 EFF-2	01/19/10	Sediment	mg/L	95*
006 EFF-1	03/08/10	Density	g/cc	0.99
006 EFF-1	03/08/10	Sediment	mg/L	ND <10

OUTFALL 008 (Happy Valley Drainage)

FIRST QUARTER 2010 REPORTING SUMMARY

THE BOEING COMPANY

SANTA SUSANA FIELD LABORATORY

NPDES PERMIT CA0001309

January 1 through March 31, 2010

ANALYTE	UNITS	Benchmark Limit Daily Max/Monthly Avg	1/18/2010		
			SAMPLE TYPE	RESULT	VALIDATION QUALIFIER
Asbestos	MFL	-/-	ANR	ANR	ANR
Ammonia as Nitrogen (N)	mg/L	10.1/-	Comp	ND < 0.50	*
Chloride	mg/L	150/-	Comp	6.0	*
Fluoride	mg/L	1.6/-	ANR	ANR	ANR
Nitrate + Nitrite as Nitrogen (N)	mg/L	8.0/-	Comp	0.64	*
Nitrate as Nitrogen (N)	mg/L	8.0/-	Comp	0.64	*
Nitrite-N	mg/L	1.0/-	Comp	ND < 0.090	*
Oil & Grease	mg/L	15/-	Grab	ND < 1.3	*
Perchlorate	ug/L	6.0/-	Comp	ND < 0.90	*
pH (Field)	pH units	6.5-8.5/-	Grab	7.5	*
Sulfate	mg/L	300/-	Comp	7.2	*
Temperature	deg. F	86/-	Grab	56	*
Total Cyanide	ug/L	-/-	ANR	ANR	ANR
Total Dissolved Solids	mg/L	950/-	Comp	240	*
Hardness	mg/L	-/-	ANR	ANR	ANR
Hardness, dissolved	mg/L	-/-	ANR	ANR	ANR
Total Suspended Solids	mg/L	-/-	Comp	780	H-1*
Volume Discharged	MGD	17.8/-	Meas	0.08447	*
METALS					
Aluminum	ug/L	-/-	ANR	ANR	ANR
Aluminum, dissolved	ug/L	-/-	ANR	ANR	ANR
Antimony	ug/L	6.0/-	Comp	ND < 0.30	U
Antimony, dissolved	ug/L	-/-	Comp	ND < 0.30	U
Arsenic	ug/L	-/-	ANR	ANR	ANR
Arsenic, dissolved	ug/L	-/-	ANR	ANR	ANR
Beryllium	ug/L	-/-	ANR	ANR	ANR
Beryllium, dissolved	ug/L	-/-	ANR	ANR	ANR
Boron	mg/L	1.0/-	ANR	ANR	ANR
Boron, dissolved	mg/L	-/-	ANR	ANR	ANR
Cadmium	ug/L	3.1/-	Comp	0.25	J (DNQ)
Cadmium, dissolved	ug/L	-/-	Comp	0.22	J (DNQ)
Calcium	mg/L	-/-	ANR	ANR	ANR
Calcium, Dissolved	mg/L	-/-	ANR	ANR	ANR
Chromium	ug/L	-/-	ANR	ANR	ANR
Chromium, dissolved	ug/L	-/-	ANR	ANR	ANR
Chromium VI	ug/L	-/-	ANR	ANR	ANR
Copper	ug/L	14.0/-	Comp	6.8	J (*III)
Copper, dissolved	ug/L	-/-	Comp	4.6	J (*III)
Iron	mg/L	-/-	ANR	ANR	ANR
Iron, dissolved	mg/L	-/-	ANR	ANR	ANR
Lead	ug/L	5.2/-	Comp	7.9	--
Lead, dissolved	ug/L	-/-	Comp	5.2	--
Magnesium	mg/L	-/-	ANR	ANR	ANR
Magnesium, Dissolved	mg/L	-/-	ANR	ANR	ANR
Mercury	ug/L	0.13/-	Comp	ND < 0.10	U
Mercury, dissolved	ug/L	-/-	Comp	ND < 0.10	U
Nickel	ug/L	100/-	ANR	ANR	ANR
Nickel, dissolved	ug/L	-/-	ANR	ANR	ANR
Selenium	ug/L	-/-	Comp	ND < 0.50	U
Selenium, dissolved	ug/L	-/-	Comp	ND < 0.50	U
Silver	ug/L	-/-	ANR	ANR	ANR
Silver, dissolved	ug/L	-/-	ANR	ANR	ANR
Thallium	ug/L	2.0/-	Comp	ND < 0.20	U
Thallium, dissolved	ug/L	-/-	Comp	0.29	J (DNQ)
Vanadium	ug/L	-/-	ANR	ANR	ANR
Vanadium, dissolved	ug/L	-/-	ANR	ANR	ANR
Zinc	ug/L	159/-	Comp	47	J (*III)
Zinc, dissolved	ug/L	-/-	Comp	30	J (*III)

OUTFALL 008 (Happy Valley Drainage)

FIRST QUARTER 2010 REPORTING SUMMARY

THE BOEING COMPANY
SANTA SUSANA FIELD LABORATORY
NPDES PERMIT CA0001309

January 1 through March 31, 2010

ANALYTE	UNITS	Benchmark Limit Daily Max/Monthly Avg	1/18/2010		
			SAMPLE TYPE	RESULT	VALIDATION QUALIFIER
ORGANICS					
Benzene	ug/L	-/-	ANR	ANR	ANR
Carbon Tetrachloride	ug/L	-/-	ANR	ANR	ANR
Chloroform	ug/L	-/-	ANR	ANR	ANR
1,1-Dichloroethane	ug/L	-/-	ANR	ANR	ANR
1,2-Dichloroethane	ug/L	-/-	ANR	ANR	ANR
1,1-Dichloroethene	ug/L	-/-	ANR	ANR	ANR
Ethylbenzene	ug/L	-/-	ANR	ANR	ANR
Tetrachloroethene	ug/L	-/-	ANR	ANR	ANR
Toluene	ug/L	-/-	ANR	ANR	ANR
Xylenes (Total)	ug/L	-/-	ANR	ANR	ANR
1,1,1-Trichloroethane	ug/L	-/-	ANR	ANR	ANR
1,1,2-Trichloroethane	ug/L	-/-	ANR	ANR	ANR
Trichloroethene	ug/L	-/-	ANR	ANR	ANR
Trichlorofluoromethane	ug/L	-/-	ANR	ANR	ANR
Trichlorotrifluoroethane (Freon 113)	ug/L	-/-	ANR	ANR	ANR
Vinyl chloride	ug/L	-/-	ANR	ANR	ANR
ADDITIONAL ANALYTES					
2,4,5-Trichlorophenol	ug/L	-/-	ANR	ANR	ANR
1,1,2,2-Tetrachloroethane	ug/L	-/-	ANR	ANR	ANR
1,2,4-Trichlorobenzene	ug/L	-/-	ANR	ANR	ANR
1,2-Dichlorobenzene	ug/L	-/-	ANR	ANR	ANR
1,2-Dichlorobenzene	ug/L	-/-	ANR	ANR	ANR
1,2-Dichloropropane	ug/L	-/-	ANR	ANR	ANR
1,2-Diphenylhydrazine/Azobenzene	ug/L	-/-	ANR	ANR	ANR
1,3-Dichlorobenzene	ug/L	-/-	ANR	ANR	ANR
1,3-Dichlorobenzene	ug/L	-/-	ANR	ANR	ANR
1,4-Dichlorobenzene	ug/L	-/-	ANR	ANR	ANR
1,4-Dichlorobenzene	ug/L	-/-	ANR	ANR	ANR
2,4,6-Trichlorophenol	ug/L	-/-	ANR	ANR	ANR
2,4-Dichlorophenol	ug/L	-/-	ANR	ANR	ANR
2,4-Dimethylphenol	ug/L	-/-	ANR	ANR	ANR
2,4-Dinitrophenol	ug/L	-/-	ANR	ANR	ANR
2,4-Dinitrotoluene	ug/L	-/-	ANR	ANR	ANR
2,6-Dinitrotoluene	ug/L	-/-	ANR	ANR	ANR
2-Chloroethylvinylether	ug/L	-/-	ANR	ANR	ANR
2-Chloronaphthalene	ug/L	-/-	ANR	ANR	ANR
2-Chlorophenol	ug/L	-/-	ANR	ANR	ANR
2-Methyl-4,6-dinitrophenol	ug/L	-/-	ANR	ANR	ANR
2-Methylnaphthalene	ug/L	-/-	ANR	ANR	ANR
2-Methylphenol	ug/L	-/-	ANR	ANR	ANR
2-Nitrophenol	ug/L	-/-	ANR	ANR	ANR
3,3'-Dichlorobenzidine	ug/L	-/-	ANR	ANR	ANR
4,4'-DDD	ug/L	-/-	ANR	ANR	ANR
4,4'-DDE	ug/L	-/-	ANR	ANR	ANR
4,4'-DDT	ug/L	-/-	ANR	ANR	ANR
4-Bromophenylphenylether	ug/L	-/-	ANR	ANR	ANR
4-Chloro-3-methylphenol	ug/L	-/-	ANR	ANR	ANR
4-Chloroaniline	ug/L	-/-	ANR	ANR	ANR
4-Chlorophenylphenylether	ug/L	-/-	ANR	ANR	ANR
4-Nitrophenol	ug/L	-/-	ANR	ANR	ANR
Acenaphthene	ug/L	-/-	ANR	ANR	ANR
Acenaphthylene	ug/L	-/-	ANR	ANR	ANR
Acrolein	ug/L	-/-	ANR	ANR	ANR
Acrylonitrile	ug/L	-/-	ANR	ANR	ANR
Acute Toxicity	% SURVIVAL	70-100/-	ANR	ANR	ANR
Aldrin	ug/L	-/-	ANR	ANR	ANR
alpha-BHC	ug/L	-/-	ANR	ANR	ANR
Aniline	ug/L	-/-	ANR	ANR	ANR

OUTFALL 008 (Happy Valley Drainage)

FIRST QUARTER 2010 REPORTING SUMMARY

THE BOEING COMPANY
SANTA SUSANA FIELD LABORATORY
NPDES PERMIT CA0001309

January 1 through March 31, 2010

ANALYTE	UNITS	Benchmark Limit Daily Max/Monthly Avg	1/18/2010		
			SAMPLE TYPE	RESULT	VALIDATION QUALIFIER
Anthracene	ug/L	-/-	ANR	ANR	ANR
Aroclor-1016	ug/L	-/-	ANR	ANR	ANR
Aroclor-1221	ug/L	-/-	ANR	ANR	ANR
Aroclor-1232	ug/L	-/-	ANR	ANR	ANR
Aroclor-1242	ug/L	-/-	ANR	ANR	ANR
Aroclor-1248	ug/L	-/-	ANR	ANR	ANR
Aroclor-1254	ug/L	-/-	ANR	ANR	ANR
Aroclor-1260	ug/L	-/-	ANR	ANR	ANR
Benzidine	ug/L	-/-	ANR	ANR	ANR
Benzo(a)anthracene	ug/L	-/-	ANR	ANR	ANR
Benzo(a)pyrene	ug/L	-/-	ANR	ANR	ANR
Benzo(b)fluoranthene	ug/L	-/-	ANR	ANR	ANR
Benzo(g,h,i)perylene	ug/L	-/-	ANR	ANR	ANR
Benzo(k)fluoranthene	ug/L	-/-	ANR	ANR	ANR
Benzoic acid	ug/L	-/-	ANR	ANR	ANR
Benzyl alcohol	ug/L	-/-	ANR	ANR	ANR
beta-BHC	ug/L	-/-	ANR	ANR	ANR
bis (2-Chloroethyl) ether	ug/L	-/-	ANR	ANR	ANR
bis (2-ethylhexyl) Phthalate	ug/L	-/-	ANR	ANR	ANR
bis(2-Chloroethoxy) methane	ug/L	-/-	ANR	ANR	ANR
bis(2-Chloroisopropyl) ether	ug/L	-/-	ANR	ANR	ANR
Bromodichloromethane	ug/L	-/-	ANR	ANR	ANR
Bromoform	ug/L	-/-	ANR	ANR	ANR
Bromomethane	ug/L	-/-	ANR	ANR	ANR
Butylbenzylphthalate	ug/L	-/-	ANR	ANR	ANR
Chlordane	ug/L	-/-	ANR	ANR	ANR
Chlorobenzene	ug/L	-/-	ANR	ANR	ANR
Chloroethane	ug/L	-/-	ANR	ANR	ANR
Chloromethane	ug/L	-/-	ANR	ANR	ANR
Chronic Toxicity	TUC	1.0/-	Comp	1.0	*
Chlorpyrifos	ug/L	-/-	ANR	ANR	ANR
Chrysene	ug/L	-/-	ANR	ANR	ANR
cis-1,2-Dichloroethene	ug/L	-/-	ANR	ANR	ANR
cis-1,3-Dichloropropene	ug/L	-/-	ANR	ANR	ANR
delta-BHC	ug/L	-/-	ANR	ANR	ANR
Diazinon	ug/L	-/-	ANR	ANR	ANR
Dibenzo(a,h)anthracene	ug/L	-/-	ANR	ANR	ANR
Dibenzofuran	ug/L	-/-	ANR	ANR	ANR
Dibromochloromethane	ug/L	-/-	ANR	ANR	ANR
Dieldrin	ug/L	-/-	ANR	ANR	ANR
Diethylphthalate	ug/L	-/-	ANR	ANR	ANR
Dimethylphthalate	ug/L	-/-	ANR	ANR	ANR
Di-n-butylphthalate	ug/L	-/-	ANR	ANR	ANR
Di-n-octylphthalate	ug/L	-/-	ANR	ANR	ANR
Endosulfan I	ug/L	-/-	ANR	ANR	ANR
Endosulfan II	ug/L	-/-	ANR	ANR	ANR
Endosulfan sulfate	ug/L	-/-	ANR	ANR	ANR
Endrin	ug/L	-/-	ANR	ANR	ANR
Endrin aldehyde	ug/L	-/-	ANR	ANR	ANR
Endrin ketone	ug/L	-/-	ANR	ANR	ANR
Fluoranthene	ug/L	-/-	ANR	ANR	ANR
Fluorene	ug/L	-/-	ANR	ANR	ANR
Heptachlor	ug/L	-/-	ANR	ANR	ANR
Heptachlor epoxide	ug/L	-/-	ANR	ANR	ANR
Hexachlorobenzene	ug/L	-/-	ANR	ANR	ANR
Hexachlorobutadiene	ug/L	-/-	ANR	ANR	ANR
Hexachlorocyclopentadiene	ug/L	-/-	ANR	ANR	ANR
Hexachloroethane	ug/L	-/-	ANR	ANR	ANR
Indeno(1,2,3-cd)pyrene	ug/L	-/-	ANR	ANR	ANR

OUTFALL 008 (Happy Valley Drainage)

FIRST QUARTER 2010 REPORTING SUMMARY
 THE BOEING COMPANY
 SANTA SUSANA FIELD LABORATORY
 NPDES PERMIT CA0001309

January 1 through March 31, 2010

ANALYTE	UNITS	Benchmark Limit Daily Max/Monthly Avg	1/18/2010		
			SAMPLE TYPE	RESULT	VALIDATION QUALIFIER
Isophorone	ug/L	-/-	ANR	ANR	ANR
Lindane (gamma-BHC)	ug/L	-/-	ANR	ANR	ANR
Methoxychlor	ug/L	-/-	ANR	ANR	ANR
Methylene Chloride	ug/L	-/-	ANR	ANR	ANR
m-Nitroaniline	ug/L	-/-	ANR	ANR	ANR
Naphthalene	ug/L	-/-	ANR	ANR	ANR
Nitrobenzene	ug/L	-/-	ANR	ANR	ANR
n-Nitrosodimethylamine	ug/L	-/-	ANR	ANR	ANR
n-Nitroso-di-n-propylamine	ug/L	-/-	ANR	ANR	ANR
n-Nitrosodiphenylamine	ug/L	-/-	ANR	ANR	ANR
o-Nitroaniline	ug/L	-/-	ANR	ANR	ANR
p-Cresol	ug/L	-/-	ANR	ANR	ANR
Pentachlorophenol	ug/L	-/-	ANR	ANR	ANR
Phenanthrene	ug/L	-/-	ANR	ANR	ANR
Phenol	ug/L	-/-	ANR	ANR	ANR
p-Nitroaniline	ug/L	-/-	ANR	ANR	ANR
Pyrene	ug/L	-/-	ANR	ANR	ANR
Toxaphene	ug/L	-/-	ANR	ANR	ANR
trans-1,2-Dichloroethene	ug/L	-/-	ANR	ANR	ANR
trans-1,3-Dichloropropene	ug/L	-/-	ANR	ANR	ANR

OUTFALL 008 (Happy Valley Drainage)

**FIRST QUARTER 2010 REPORTING SUMMARY
THE BOEING COMPANY
SANTA SUSANA FIELD LABORATORY
NPDES PERMIT CA0001309**

January 1 through March 31, 2010

ANALYTE	UNITS	Benchmark Limit Daily Max/Monthly Avg	2/5/2010-2/6/2010			2/27/2010-2/28/2010		
			SAMPLE TYPE	RESULT	VALIDATION QUALIFIER	SAMPLE TYPE	RESULT	VALIDATION QUALIFIER
Asbestos	MFL	-/-	Comp	ND < 22	UJ (H)	ANR	ANR	ANR
Ammonia as Nitrogen (N)	mg/L	10.1/-	Comp	ND < 0.50	*	Comp	ND < 0.50	*
Chloride	mg/L	150/-	Comp	15	*	Comp	12	*
Fluoride	mg/L	1.6/-	Comp	0.26	B*	ANR	ANR	ANR
Nitrate + Nitrite as Nitrogen (N)	mg/L	8.0/-	Comp	0.67	*	Comp	0.48	*
Nitrate as Nitrogen (N)	mg/L	8.0/-	Comp	0.67	*	Comp	0.48	*
Nitrite-N	mg/L	1.0/-	Comp	ND < 0.090	*	Comp	ND < 0.090	*
Oil & Grease	mg/L	15/-	Grab	ND < 1.3	*	Grab	ND < 1.3	*
Perchlorate	ug/L	6.0/-	Comp	ND < 0.90	*	Comp	1.6	J* (DNQ)
pH (Field)	pH units	6.5-8.5/-	Grab	7.5	*	Grab	7.2	*
Sulfate	mg/L	300/-	Comp	13	*	Comp	10	*
Temperature	deg. F	86/-	Grab	50	*	Grab	53.4	*
Total Cyanide	ug/L	-/-	Comp	ND < 2.2	*	ANR	ANR	ANR
Total Dissolved Solids	mg/L	950/-	Comp	200	*	Comp	270	*
Hardness	mg/L	-/-	Comp	98	*	ANR	ANR	ANR
Hardness, dissolved	mg/L	-/-	Comp	69	*	ANR	ANR	ANR
Total Suspended Solids	mg/L	-/-	Comp	250	--	Comp	100	J (H)
Volume Discharged	MGD	17.8/-	Meas	0.390155	*	Meas	0.160415	*
METALS								
Aluminum	ug/L	-/-	Comp	12000	--	ANR	ANR	ANR
Aluminum, dissolved	ug/L	-/-	Comp	270	--	ANR	ANR	ANR
Antimony	ug/L	6.0/-	Comp	ND < 2.0	UJ (B)	Comp	0.39	J (DNQ)
Antimony, dissolved	ug/L	-/-	Comp	0.36	J (DNQ)	Comp	0.30	J (DNQ)
Arsenic	ug/L	-/-	Comp	ND < 7.0	U	ANR	ANR	ANR
Arsenic, dissolved	ug/L	-/-	Comp	ND < 7.0	U	ANR	ANR	ANR
Beryllium	ug/L	-/-	Comp	ND < 0.90	U	ANR	ANR	ANR
Beryllium, dissolved	ug/L	-/-	Comp	ND < 0.90	U	ANR	ANR	ANR
Boron	mg/L	1.0/-	Comp	ND < 0.062	U (B)	ANR	ANR	ANR
Boron, dissolved	mg/L	-/-	Comp	ND < 0.12	U (B)	ANR	ANR	ANR
Cadmium	ug/L	3.1/-	Comp	ND < 1.0	UJ (R, B)	Comp	0.15	J (DNQ)
Cadmium, dissolved	ug/L	-/-	Comp	ND < 0.10	U	Comp	ND < 0.10	U
Calcium	mg/L	-/-	Comp	28	--	ANR	ANR	ANR
Calcium, Dissolved	mg/L	-/-	Comp	21	--	ANR	ANR	ANR
Chromium	ug/L	-/-	Comp	16	--	ANR	ANR	ANR
Chromium, dissolved	ug/L	-/-	Comp	12	--	ANR	ANR	ANR
Chromium VI	ug/L	-/-	Grab	ND < 0.25	*	ANR	ANR	ANR
Copper	ug/L	14.0/-	Comp	13.9	J (*III)	Comp	9.1	J (*III)
Copper, dissolved	ug/L	-/-	Comp	3.5	J (*III)	Comp	2.9	J (*III)
Iron	mg/L	-/-	Comp	14	--	ANR	ANR	ANR
Iron, dissolved	mg/L	-/-	Comp	0.29	--	ANR	ANR	ANR
Lead	ug/L	5.2/-	Comp	10	--	Comp	7.0	--
Lead, dissolved	ug/L	-/-	Comp	ND < 0.20	U	Comp	0.48	J (B, DNQ)
Magnesium	mg/L	-/-	Comp	6.8	--	ANR	ANR	ANR
Magnesium, Dissolved	mg/L	-/-	Comp	3.7	--	ANR	ANR	ANR
Mercury	ug/L	0.13/-	Comp	ND < 0.10	U	Comp	ND < 0.10	U
Mercury, dissolved	ug/L	-/-	Comp	ND < 0.10	U	Comp	ND < 0.10	U
Nickel	ug/L	100/-	Comp	7.2	J (R, DNQ)	ANR	ANR	ANR
Nickel, dissolved	ug/L	-/-	Comp	5.3	J (DNQ)	ANR	ANR	ANR
Selenium	ug/L	-/-	Comp	0.62	J (DNQ)	Comp	0.51	J (DNQ)
Selenium, dissolved	ug/L	-/-	Comp	ND < 0.50	U	Comp	ND < 0.50	U
Silver	ug/L	-/-	Comp	ND < 6.0	U	ANR	ANR	ANR
Silver, dissolved	ug/L	-/-	Comp	ND < 6.0	UJ (C)	ANR	ANR	ANR
Thallium	ug/L	2.0/-	Comp	ND < 0.20	U	Comp	ND < 0.20	U
Thallium, dissolved	ug/L	-/-	Comp	ND < 0.20	U	Comp	ND < 0.20	U
Vanadium	ug/L	-/-	Comp	26	--	ANR	ANR	ANR
Vanadium, dissolved	ug/L	-/-	Comp	ND < 3.0	U	ANR	ANR	ANR
Zinc	ug/L	159/-	Comp	49	--	Comp	33	J (*III)
Zinc, dissolved	ug/L	-/-	Comp	49	--	Comp	ND < 5.0	UJ (*III)

OUTFALL 008 (Happy Valley Drainage)

FIRST QUARTER 2010 REPORTING SUMMARY
 THE BOEING COMPANY
 SANTA SUSANA FIELD LABORATORY
 NPDES PERMIT CA0001309

January 1 through March 31, 2010

ANALYTE	UNITS	Benchmark Limit Daily Max/Monthly Avg	2/5/2010-2/6/2010			2/27/2010-2/28/2010		
			SAMPLE TYPE	RESULT	VALIDATION QUALIFIER	SAMPLE TYPE	RESULT	VALIDATION QUALIFIER
ORGANICS								
Benzene	ug/L	-/-	Grab	ND < 0.28	*	ANR	ANR	ANR
Carbon Tetrachloride	ug/L	-/-	Grab	ND < 0.28	*	ANR	ANR	ANR
Chloroform	ug/L	-/-	Grab	ND < 0.33	*	ANR	ANR	ANR
1,1-Dichloroethane	ug/L	-/-	Grab	ND < 0.40	*	ANR	ANR	ANR
1,2-Dichloroethane	ug/L	-/-	Grab	ND < 0.28	*	ANR	ANR	ANR
1,1-Dichloroethene	ug/L	-/-	Grab	ND < 0.42	*	ANR	ANR	ANR
Ethylbenzene	ug/L	-/-	Grab	ND < 0.25	*	ANR	ANR	ANR
Tetrachloroethene	ug/L	-/-	Grab	ND < 0.32	*	ANR	ANR	ANR
Toluene	ug/L	-/-	Grab	ND < 0.36	*	ANR	ANR	ANR
Xylenes (Total)	ug/L	-/-	Grab	ND < 0.90	*	ANR	ANR	ANR
1,1,1-Trichloroethane	ug/L	-/-	Grab	ND < 0.30	*	ANR	ANR	ANR
1,1,2-Trichloroethane	ug/L	-/-	Grab	ND < 0.30	*	ANR	ANR	ANR
Trichloroethene	ug/L	-/-	Grab	ND < 0.26	*	ANR	ANR	ANR
Trichlorofluoromethane	ug/L	-/-	Grab	ND < 0.34	*	ANR	ANR	ANR
Trichlorotrifluoroethane (Freon 113)	ug/L	-/-	Grab	ND < 0.50	*	ANR	ANR	ANR
Vinyl chloride	ug/L	-/-	Grab	ND < 0.40	*	ANR	ANR	ANR
ADDITIONAL ANALYTES								
2,4,5-Trichlorophenol	ug/L	-/-	Comp	ND < 2.8	*	ANR	ANR	ANR
1,1,2,2-Tetrachloroethane	ug/L	-/-	Grab	ND < 0.30	*	ANR	ANR	ANR
1,2,4-Trichlorobenzene	ug/L	-/-	Comp	ND < 2.4	*	ANR	ANR	ANR
1,2-Dichlorobenzene	ug/L	-/-	Comp	ND < 2.8	*	ANR	ANR	ANR
1,2-Dichlorobenzene	ug/L	-/-	Grab	ND < 0.32	*	ANR	ANR	ANR
1,2-Dichloropropane	ug/L	-/-	Grab	ND < 0.35	*	ANR	ANR	ANR
1,2-Diphenylhydrazine/Azobenzene	ug/L	-/-	Comp	ND < 2.4	*	ANR	ANR	ANR
1,3-Dichlorobenzene	ug/L	-/-	Comp	ND < 2.8	*	ANR	ANR	ANR
1,3-Dichlorobenzene	ug/L	-/-	Grab	ND < 0.35	*	ANR	ANR	ANR
1,4-Dichlorobenzene	ug/L	-/-	Grab	ND < 0.37	*	ANR	ANR	ANR
1,4-Dichlorobenzene	ug/L	-/-	Comp	ND < 2.4	*	ANR	ANR	ANR
2,4,6-Trichlorophenol	ug/L	-/-	Comp	ND < 4.2	*	ANR	ANR	ANR
2,4-Dichlorophenol	ug/L	-/-	Comp	ND < 3.3	*	ANR	ANR	ANR
2,4-Dimethylphenol	ug/L	-/-	Comp	ND < 3.3	*	ANR	ANR	ANR
2,4-Dinitrophenol	ug/L	-/-	Comp	ND < 7.5	*	ANR	ANR	ANR
2,4-Dinitrotoluene	ug/L	-/-	Comp	ND < 3.3	*	ANR	ANR	ANR
2,6-Dinitrotoluene	ug/L	-/-	Comp	ND < 1.9	*	ANR	ANR	ANR
2-Chloroethylvinylether	ug/L	-/-	Grab	ND < 1.8	*	ANR	ANR	ANR
2-Chloronaphthalene	ug/L	-/-	Comp	ND < 2.8	*	ANR	ANR	ANR
2-Chlorophenol	ug/L	-/-	Comp	ND < 2.8	*	ANR	ANR	ANR
2-Methyl-4,6-dinitrophenol	ug/L	-/-	Comp	ND < 3.8	*	ANR	ANR	ANR
2-Methylnaphthalene	ug/L	-/-	Comp	ND < 1.9	*	ANR	ANR	ANR
2-Methylphenol	ug/L	-/-	Comp	ND < 2.8	*	ANR	ANR	ANR
2-Nitrophenol	ug/L	-/-	Comp	ND < 3.3	*	ANR	ANR	ANR
3,3'-Dichlorobenzidine	ug/L	-/-	Comp	ND < 7.1	*	ANR	ANR	ANR
4,4'-DDD	ug/L	-/-	Comp	ND < 0.0019	*	ANR	ANR	ANR
4,4'-DDE	ug/L	-/-	Comp	ND < 0.0028	*	ANR	ANR	ANR
4,4'-DDT	ug/L	-/-	Comp	ND < 0.0038	*	ANR	ANR	ANR
4-Bromophenylphenylether	ug/L	-/-	Comp	ND < 2.8	*	ANR	ANR	ANR
4-Chloro-3-methylphenol	ug/L	-/-	Comp	ND < 2.4	*	ANR	ANR	ANR
4-Chloroaniline	ug/L	-/-	Comp	ND < 1.9	*	ANR	ANR	ANR
4-Chlorophenylphenylether	ug/L	-/-	Comp	ND < 2.4	*	ANR	ANR	ANR
4-Nitrophenol	ug/L	-/-	Comp	ND < 5.2	*	ANR	ANR	ANR
Acenaphthene	ug/L	-/-	Comp	ND < 2.8	*	ANR	ANR	ANR
Acenaphthylene	ug/L	-/-	Comp	ND < 2.8	*	ANR	ANR	ANR
Acrolein	ug/L	-/-	Grab	ND < 4.0	*	ANR	ANR	ANR
Acrylonitrile	ug/L	-/-	Grab	ND < 1.2	*	ANR	ANR	ANR
Acute Toxicity	% SURVIVAL	70-100/-	Grab	100	--	ANR	ANR	ANR
Aldrin	ug/L	-/-	Comp	ND < 0.0014	*	ANR	ANR	ANR
alpha-BHC	ug/L	-/-	Comp	ND < 0.0024	*	ANR	ANR	ANR
Aniline	ug/L	-/-	Comp	ND < 3.3	*	ANR	ANR	ANR

OUTFALL 008 (Happy Valley Drainage)

FIRST QUARTER 2010 REPORTING SUMMARY
THE BOEING COMPANY
SANTA SUSANA FIELD LABORATORY
NPDES PERMIT CA0001309

January 1 through March 31, 2010

ANALYTE	UNITS	Benchmark Limit Daily Max/Monthly Avg	2/5/2010-2/6/2010			2/27/2010-2/28/2010		
			SAMPLE TYPE	RESULT	VALIDATION QUALIFIER	SAMPLE TYPE	RESULT	VALIDATION QUALIFIER
Anthracene	ug/L	-/-	Comp	ND < 2.4	*	ANR	ANR	ANR
Aroclor-1016	ug/L	-/-	Comp	ND < 0.24	*	ANR	ANR	ANR
Aroclor-1221	ug/L	-/-	Comp	ND < 0.24	*	ANR	ANR	ANR
Aroclor-1232	ug/L	-/-	Comp	ND < 0.24	*	ANR	ANR	ANR
Aroclor-1242	ug/L	-/-	Comp	ND < 0.24	*	ANR	ANR	ANR
Aroclor-1248	ug/L	-/-	Comp	ND < 0.24	*	ANR	ANR	ANR
Aroclor-1254	ug/L	-/-	Comp	ND < 0.24	*	ANR	ANR	ANR
Aroclor-1260	ug/L	-/-	Comp	ND < 0.24	*	ANR	ANR	ANR
Benzidine	ug/L	-/-	Comp	ND < 9.4	C*	ANR	ANR	ANR
Benzo(a)anthracene	ug/L	-/-	Comp	ND < 2.4	*	ANR	ANR	ANR
Benzo(a)pyrene	ug/L	-/-	Comp	ND < 2.8	*	ANR	ANR	ANR
Benzo(b)fluoranthene	ug/L	-/-	Comp	ND < 1.9	*	ANR	ANR	ANR
Benzo(g,h,i)perylene	ug/L	-/-	Comp	ND < 3.8	*	ANR	ANR	ANR
Benzo(k)fluoranthene	ug/L	-/-	Comp	ND < 2.4	*	ANR	ANR	ANR
Benzoic acid	ug/L	-/-	Comp	ND < 9.4	*	ANR	ANR	ANR
Benzyl alcohol	ug/L	-/-	Comp	ND < 3.3	*	ANR	ANR	ANR
beta-BHC	ug/L	-/-	Comp	ND < 0.0038	*	ANR	ANR	ANR
bis (2-Chloroethyl) ether	ug/L	-/-	Comp	ND < 2.8	*	ANR	ANR	ANR
bis (2-ethylhexyl) Phthalate	ug/L	-/-	Comp	ND < 3.8	*	ANR	ANR	ANR
bis(2-Chloroethoxy) methane	ug/L	-/-	Comp	ND < 2.8	*	ANR	ANR	ANR
bis(2-Chloroisopropyl) ether	ug/L	-/-	Comp	ND < 2.4	*	ANR	ANR	ANR
Bromodichloromethane	ug/L	-/-	Grab	ND < 0.30	*	ANR	ANR	ANR
Bromoform	ug/L	-/-	Grab	ND < 0.40	*	ANR	ANR	ANR
Bromomethane	ug/L	-/-	Grab	ND < 0.42	*	ANR	ANR	ANR
Butylbenzylphthalate	ug/L	-/-	Comp	ND < 3.8	*	ANR	ANR	ANR
Chlordane	ug/L	-/-	Comp	ND < 0.038	*	ANR	ANR	ANR
Chlorobenzene	ug/L	-/-	Grab	ND < 0.36	*	ANR	ANR	ANR
Chloroethane	ug/L	-/-	Grab	ND < 0.40	*	ANR	ANR	ANR
Chloromethane	ug/L	-/-	Grab	ND < 0.40	*	ANR	ANR	ANR
Chronic Toxicity	TUC	1.0/-	Comp	1.0	*	ANR	ANR	ANR
Chlorpyrifos	ug/L	-/-	Comp	ND < 1.0	*	ANR	ANR	ANR
Chrysene	ug/L	-/-	Comp	ND < 2.4	*	ANR	ANR	ANR
cis-1,2-Dichloroethene	ug/L	-/-	Grab	ND < 0.32	*	ANR	ANR	ANR
cis-1,3-Dichloropropene	ug/L	-/-	Grab	ND < 0.22	*	ANR	ANR	ANR
delta-BHC	ug/L	-/-	Comp	ND < 0.0033	*	ANR	ANR	ANR
Diazinon	ug/L	-/-	Comp	ND < 0.25	*	ANR	ANR	ANR
Dibenzo(a,h)anthracene	ug/L	-/-	Comp	ND < 2.8	*	ANR	ANR	ANR
Dibenzofuran	ug/L	-/-	Comp	ND < 3.8	*	ANR	ANR	ANR
Dibromochloromethane	ug/L	-/-	Grab	ND < 0.40	*	ANR	ANR	ANR
Dieldrin	ug/L	-/-	Comp	ND < 0.0019	*	ANR	ANR	ANR
Diethylphthalate	ug/L	-/-	Comp	ND < 3.3	*	ANR	ANR	ANR
Dimethylphthalate	ug/L	-/-	Comp	ND < 2.4	*	ANR	ANR	ANR
Di-n-butylphthalate	ug/L	-/-	Comp	ND < 2.8	*	ANR	ANR	ANR
Di-n-octylphthalate	ug/L	-/-	Comp	ND < 3.3	*	ANR	ANR	ANR
Endosulfan I	ug/L	-/-	Comp	ND < 0.0019	*	ANR	ANR	ANR
Endosulfan II	ug/L	-/-	Comp	ND < 0.0028	*	ANR	ANR	ANR
Endosulfan sulfate	ug/L	-/-	Comp	ND < 0.0028	*	ANR	ANR	ANR
Endrin	ug/L	-/-	Comp	ND < 0.0019	C*	ANR	ANR	ANR
Endrin aldehyde	ug/L	-/-	Comp	ND < 0.0019	*	ANR	ANR	ANR
Endrin ketone	ug/L	-/-	Comp	ND < 0.0028	*	ANR	ANR	ANR
Fluoranthene	ug/L	-/-	Comp	ND < 2.8	*	ANR	ANR	ANR
Fluorene	ug/L	-/-	Comp	ND < 2.8	*	ANR	ANR	ANR
Heptachlor	ug/L	-/-	Comp	ND < 0.0028	C*	ANR	ANR	ANR
Heptachlor epoxide	ug/L	-/-	Comp	ND < 0.0024	*	ANR	ANR	ANR
Hexachlorobenzene	ug/L	-/-	Comp	ND < 2.8	*	ANR	ANR	ANR
Hexachlorobutadiene	ug/L	-/-	Comp	ND < 3.8	*	ANR	ANR	ANR
Hexachlorocyclopentadiene	ug/L	-/-	Comp	ND < 4.7	L*	ANR	ANR	ANR
Hexachloroethane	ug/L	-/-	Comp	ND < 3.3	*	ANR	ANR	ANR
Indeno(1,2,3-cd)pyrene	ug/L	-/-	Comp	ND < 3.3	*	ANR	ANR	ANR

OUTFALL 008 (Happy Valley Drainage)

FIRST QUARTER 2010 REPORTING SUMMARY
 THE BOEING COMPANY
 SANTA SUSANA FIELD LABORATORY
 NPDES PERMIT CA0001309

January 1 through March 31, 2010

ANALYTE	UNITS	Benchmark Limit Daily Max/Monthly Avg	2/5/2010-2/6/2010			2/27/2010-2/28/2010		
			SAMPLE TYPE	RESULT	VALIDATION QUALIFIER	SAMPLE TYPE	RESULT	VALIDATION QUALIFIER
Isophorone	ug/L	-/-	Comp	ND < 2.8	*	ANR	ANR	ANR
Lindane (gamma-BHC)	ug/L	-/-	Comp	ND < 0.0028	*	ANR	ANR	ANR
Methoxychlor	ug/L	-/-	Comp	ND < 0.0033	*	ANR	ANR	ANR
Methylene Chloride	ug/L	-/-	Grab	ND < 0.95	*	ANR	ANR	ANR
m-Nitroaniline	ug/L	-/-	Comp	ND < 2.8	*	ANR	ANR	ANR
Naphthalene	ug/L	-/-	Comp	ND < 2.8	*	ANR	ANR	ANR
Nitrobenzene	ug/L	-/-	Comp	ND < 2.8	*	ANR	ANR	ANR
n-Nitrosodimethylamine	ug/L	-/-	Comp	ND < 2.4	*	ANR	ANR	ANR
n-Nitroso-di-n-propylamine	ug/L	-/-	Comp	ND < 3.3	*	ANR	ANR	ANR
n-Nitrosodiphenylamine	ug/L	-/-	Comp	ND < 1.9	*	ANR	ANR	ANR
o-Nitroaniline	ug/L	-/-	Comp	ND < 1.9	*	ANR	ANR	ANR
p-Cresol	ug/L	-/-	Comp	ND < 2.8	*	ANR	ANR	ANR
Pentachlorophenol	ug/L	-/-	Comp	ND < 3.3	*	ANR	ANR	ANR
Phenanthrene	ug/L	-/-	Comp	ND < 3.3	*	ANR	ANR	ANR
Phenol	ug/L	-/-	Comp	ND < 1.9	*	ANR	ANR	ANR
p-Nitroaniline	ug/L	-/-	Comp	ND < 3.8	*	ANR	ANR	ANR
Pyrene	ug/L	-/-	Comp	ND < 3.8	*	ANR	ANR	ANR
Toxaphene	ug/L	-/-	Comp	ND < 0.24	*	ANR	ANR	ANR
trans-1,2-Dichloroethene	ug/L	-/-	Grab	ND < 0.30	*	ANR	ANR	ANR
trans-1,3-Dichloropropene	ug/L	-/-	Grab	ND < 0.32	*	ANR	ANR	ANR

OUTFALL 008 (Happy Valley Drainage)

**FIRST QUARTER 2010 REPORTING SUMMARY
THE BOEING COMPANY
SANTA SUSANA FIELD LABORATORY
NPDES PERMIT CA0001309**

January 1 through March 31, 2010

ANALYTE	UNITS	Benchmark Limit Daily Max/Monthly Avg	3/7/2010			3/25/2010		
			SAMPLE TYPE	RESULT	VALIDATION QUALIFIER	SAMPLE TYPE	RESULT	VALIDATION QUALIFIER
Asbestos	MFL	-/-	ANR	ANR	ANR	ANR	ANR	ANR
Ammonia as Nitrogen (N)	mg/L	10.1/-	Comp	ND < 0.50	*	Grab	ND < 0.50	*
Chloride	mg/L	150/-	Comp	9.3	*	Grab	83	*
Fluoride	mg/L	1.6/-	ANR	ANR	ANR	ANR	ANR	ANR
Nitrate + Nitrite as Nitrogen (N)	mg/L	8.0/-	Comp	0.34	*	Grab	0.93	*
Nitrate as Nitrogen (N)	mg/L	8.0/-	Comp	0.34	*	Grab	0.93	*
Nitrite-N	mg/L	1.0/-	Comp	ND < 0.090	*	Grab	ND < 0.090	*
Oil & Grease	mg/L	15/-	Grab	ND < 1.3	*	Grab	ND < 1.3	*
Perchlorate	ug/L	6.0/-	Comp	ND < 0.90	*	Grab	ND < 0.90	*
pH (Field)	pH units	6.5-8.5/-	Grab	8.0	*	Grab	6.9	*
Sulfate	mg/L	300/-	Comp	7.2	*	Grab	65	*
Temperature	deg. F	86/-	Grab	55	*	Grab	55	*
Total Cyanide	ug/L	-/-	ANR	ANR	ANR	ANR	ANR	ANR
Total Dissolved Solids	mg/L	950/-	Comp	190	*	Grab	330	*
Hardness	mg/L	-/-	ANR	ANR	ANR	ANR	ANR	ANR
Hardness, dissolved	mg/L	-/-	ANR	ANR	ANR	ANR	ANR	ANR
Total Suspended Solids	mg/L	-/-	ANR	ANR	ANR	ANR	ANR	ANR
Volume Discharged	MGD	17.8/-	Meas	0.0184	*	Meas	0.00674	*
METALS								
Aluminum	ug/L	-/-	ANR	ANR	ANR	ANR	ANR	ANR
Aluminum, dissolved	ug/L	-/-	ANR	ANR	ANR	ANR	ANR	ANR
Antimony	ug/L	6.0/-	Comp	0.35	Ja* (DNQ)	Grab	0.48	Ja* (DNQ)
Antimony, dissolved	ug/L	-/-	Comp	ND < 0.30	*	Grab	ND < 0.30	*
Arsenic	ug/L	-/-	ANR	ANR	ANR	ANR	ANR	ANR
Arsenic, dissolved	ug/L	-/-	ANR	ANR	ANR	ANR	ANR	ANR
Beryllium	ug/L	-/-	ANR	ANR	ANR	ANR	ANR	ANR
Beryllium, dissolved	ug/L	-/-	ANR	ANR	ANR	ANR	ANR	ANR
Boron	mg/L	1.0/-	ANR	ANR	ANR	ANR	ANR	ANR
Boron, dissolved	mg/L	-/-	ANR	ANR	ANR	ANR	ANR	ANR
Cadmium	ug/L	3.1/-	Comp	ND < 0.10	*	Grab	ND < 0.10	*
Cadmium, dissolved	ug/L	-/-	Comp	ND < 0.10	*	Grab	ND < 0.10	*
Calcium	mg/L	-/-	ANR	ANR	ANR	ANR	ANR	ANR
Calcium, Dissolved	mg/L	-/-	ANR	ANR	ANR	ANR	ANR	ANR
Chromium	ug/L	-/-	ANR	ANR	ANR	ANR	ANR	ANR
Chromium, dissolved	ug/L	-/-	ANR	ANR	ANR	ANR	ANR	ANR
Chromium VI	ug/L	-/-	ANR	ANR	ANR	ANR	ANR	ANR
Copper	ug/L	14.0/-	Comp	1.3	Ja* (DNQ)	Grab	6.0	*
Copper, dissolved	ug/L	-/-	Comp	1.2	B, Ja* (DNQ)	Grab	1.1	Ja* (DNQ)
Iron	mg/L	-/-	ANR	ANR	ANR	ANR	ANR	ANR
Iron, dissolved	mg/L	-/-	ANR	ANR	ANR	ANR	ANR	ANR
Lead	ug/L	5.2/-	Comp	0.38	Ja* (DNQ)	Grab	1.5	*
Lead, dissolved	ug/L	-/-	Comp	ND < 0.20	*	Grab	0.21	Ja* (DNQ)
Magnesium	mg/L	-/-	ANR	ANR	ANR	ANR	ANR	ANR
Magnesium, Dissolved	mg/L	-/-	ANR	ANR	ANR	ANR	ANR	ANR
Mercury	ug/L	0.13/-	Comp	ND < 0.10	U	Grab	ND < 0.10	U
Mercury, dissolved	ug/L	-/-	Comp	ND < 0.10	U	Grab	0.16	J (DNQ)
Nickel	ug/L	100/-	ANR	ANR	ANR	ANR	ANR	ANR
Nickel, dissolved	ug/L	-/-	ANR	ANR	ANR	ANR	ANR	ANR
Selenium	ug/L	-/-	Comp	0.59	Ja* (DNQ)	Grab	1.3	Ja* (DNQ)
Selenium, dissolved	ug/L	-/-	Comp	0.60	Ja* (DNQ)	Grab	1.3	Ja* (DNQ)
Silver	ug/L	-/-	ANR	ANR	ANR	ANR	ANR	ANR
Silver, dissolved	ug/L	-/-	ANR	ANR	ANR	ANR	ANR	ANR
Thallium	ug/L	2.0/-	Comp	ND < 0.20	*	Grab	ND < 0.20	*
Thallium, dissolved	ug/L	-/-	Comp	ND < 0.20	*	Grab	ND < 0.20	*
Vanadium	ug/L	-/-	ANR	ANR	ANR	ANR	ANR	ANR
Vanadium, dissolved	ug/L	-/-	ANR	ANR	ANR	ANR	ANR	ANR
Zinc	ug/L	159/-	Comp	ND < 5.0	*	Grab	17	Ja* (DNQ)
Zinc, dissolved	ug/L	-/-	Comp	ND < 5.0	*	Grab	ND < 5.0	*

OUTFALL 008 (Happy Valley Drainage)

FIRST QUARTER 2010 REPORTING SUMMARY
 THE BOEING COMPANY
 SANTA SUSANA FIELD LABORATORY
 NPDES PERMIT CA0001309

January 1 through March 31, 2010

ANALYTE	UNITS	Benchmark Limit Daily Max/Monthly Avg	3/7/2010			3/25/2010		
			SAMPLE TYPE	RESULT	VALIDATION QUALIFIER	SAMPLE TYPE	RESULT	VALIDATION QUALIFIER
ORGANICS								
Benzene	ug/L	-/-	ANR	ANR	ANR	ANR	ANR	ANR
Carbon Tetrachloride	ug/L	-/-	ANR	ANR	ANR	ANR	ANR	ANR
Chloroform	ug/L	-/-	ANR	ANR	ANR	ANR	ANR	ANR
1,1-Dichloroethane	ug/L	-/-	ANR	ANR	ANR	ANR	ANR	ANR
1,2-Dichloroethane	ug/L	-/-	ANR	ANR	ANR	ANR	ANR	ANR
1,1-Dichloroethene	ug/L	-/-	ANR	ANR	ANR	ANR	ANR	ANR
Ethylbenzene	ug/L	-/-	ANR	ANR	ANR	ANR	ANR	ANR
Tetrachloroethene	ug/L	-/-	ANR	ANR	ANR	ANR	ANR	ANR
Toluene	ug/L	-/-	ANR	ANR	ANR	ANR	ANR	ANR
Xylenes (Total)	ug/L	-/-	ANR	ANR	ANR	ANR	ANR	ANR
1,1,1-Trichloroethane	ug/L	-/-	ANR	ANR	ANR	ANR	ANR	ANR
1,1,2-Trichloroethane	ug/L	-/-	ANR	ANR	ANR	ANR	ANR	ANR
Trichloroethene	ug/L	-/-	ANR	ANR	ANR	ANR	ANR	ANR
Trichlorofluoromethane	ug/L	-/-	ANR	ANR	ANR	ANR	ANR	ANR
Trichlorotrifluoroethane (Freon 113)	ug/L	-/-	ANR	ANR	ANR	ANR	ANR	ANR
Vinyl chloride	ug/L	-/-	ANR	ANR	ANR	ANR	ANR	ANR
ADDITIONAL ANALYTES								
2,4,5-Trichlorophenol	ug/L	-/-	ANR	ANR	ANR	ANR	ANR	ANR
1,1,2,2-Tetrachloroethane	ug/L	-/-	ANR	ANR	ANR	ANR	ANR	ANR
1,2,4-Trichlorobenzene	ug/L	-/-	ANR	ANR	ANR	ANR	ANR	ANR
1,2-Dichlorobenzene	ug/L	-/-	ANR	ANR	ANR	ANR	ANR	ANR
1,2-Dichlorobenzene	ug/L	-/-	ANR	ANR	ANR	ANR	ANR	ANR
1,2-Dichloropropane	ug/L	-/-	ANR	ANR	ANR	ANR	ANR	ANR
1,2-Diphenylhydrazine/Azobenzene	ug/L	-/-	ANR	ANR	ANR	ANR	ANR	ANR
1,3-Dichlorobenzene	ug/L	-/-	ANR	ANR	ANR	ANR	ANR	ANR
1,3-Dichlorobenzene	ug/L	-/-	ANR	ANR	ANR	ANR	ANR	ANR
1,4-Dichlorobenzene	ug/L	-/-	ANR	ANR	ANR	ANR	ANR	ANR
1,4-Dichlorobenzene	ug/L	-/-	ANR	ANR	ANR	ANR	ANR	ANR
2,4,6-Trichlorophenol	ug/L	-/-	ANR	ANR	ANR	ANR	ANR	ANR
2,4-Dichlorophenol	ug/L	-/-	ANR	ANR	ANR	ANR	ANR	ANR
2,4-Dimethylphenol	ug/L	-/-	ANR	ANR	ANR	ANR	ANR	ANR
2,4-Dinitrophenol	ug/L	-/-	ANR	ANR	ANR	ANR	ANR	ANR
2,4-Dinitrotoluene	ug/L	-/-	ANR	ANR	ANR	ANR	ANR	ANR
2,6-Dinitrotoluene	ug/L	-/-	ANR	ANR	ANR	ANR	ANR	ANR
2-Chloroethylvinylether	ug/L	-/-	ANR	ANR	ANR	ANR	ANR	ANR
2-Chloronaphthalene	ug/L	-/-	ANR	ANR	ANR	ANR	ANR	ANR
2-Chlorophenol	ug/L	-/-	ANR	ANR	ANR	ANR	ANR	ANR
2-Methyl-4,6-dinitrophenol	ug/L	-/-	ANR	ANR	ANR	ANR	ANR	ANR
2-Methylnaphthalene	ug/L	-/-	ANR	ANR	ANR	ANR	ANR	ANR
2-Methylphenol	ug/L	-/-	ANR	ANR	ANR	ANR	ANR	ANR
2-Nitrophenol	ug/L	-/-	ANR	ANR	ANR	ANR	ANR	ANR
3,3'-Dichlorobenzidine	ug/L	-/-	ANR	ANR	ANR	ANR	ANR	ANR
4,4'-DDD	ug/L	-/-	ANR	ANR	ANR	ANR	ANR	ANR
4,4'-DDE	ug/L	-/-	ANR	ANR	ANR	ANR	ANR	ANR
4,4'-DDT	ug/L	-/-	ANR	ANR	ANR	ANR	ANR	ANR
4-Bromophenylphenylether	ug/L	-/-	ANR	ANR	ANR	ANR	ANR	ANR
4-Chloro-3-methylphenol	ug/L	-/-	ANR	ANR	ANR	ANR	ANR	ANR
4-Chloroaniline	ug/L	-/-	ANR	ANR	ANR	ANR	ANR	ANR
4-Chlorophenylphenylether	ug/L	-/-	ANR	ANR	ANR	ANR	ANR	ANR
4-Nitrophenol	ug/L	-/-	ANR	ANR	ANR	ANR	ANR	ANR
Acenaphthene	ug/L	-/-	ANR	ANR	ANR	ANR	ANR	ANR
Acenaphthylene	ug/L	-/-	ANR	ANR	ANR	ANR	ANR	ANR
Acrolein	ug/L	-/-	ANR	ANR	ANR	ANR	ANR	ANR
Acrylonitrile	ug/L	-/-	ANR	ANR	ANR	ANR	ANR	ANR
Acute Toxicity	% SURVIVAL	70-100/-	ANR	ANR	ANR	ANR	ANR	ANR
Aldrin	ug/L	-/-	ANR	ANR	ANR	ANR	ANR	ANR
alpha-BHC	ug/L	-/-	ANR	ANR	ANR	ANR	ANR	ANR
Aniline	ug/L	-/-	ANR	ANR	ANR	ANR	ANR	ANR

OUTFALL 008 (Happy Valley Drainage)

FIRST QUARTER 2010 REPORTING SUMMARY
 THE BOEING COMPANY
 SANTA SUSANA FIELD LABORATORY
 NPDES PERMIT CA0001309

January 1 through March 31, 2010

ANALYTE	UNITS	Benchmark Limit Daily Max/Monthly Avg	3/7/2010			3/25/2010		
			SAMPLE TYPE	RESULT	VALIDATION QUALIFIER	SAMPLE TYPE	RESULT	VALIDATION QUALIFIER
Anthracene	ug/L	-/-	ANR	ANR	ANR	ANR	ANR	ANR
Aroclor-1016	ug/L	-/-	ANR	ANR	ANR	ANR	ANR	ANR
Aroclor-1221	ug/L	-/-	ANR	ANR	ANR	ANR	ANR	ANR
Aroclor-1232	ug/L	-/-	ANR	ANR	ANR	ANR	ANR	ANR
Aroclor-1242	ug/L	-/-	ANR	ANR	ANR	ANR	ANR	ANR
Aroclor-1248	ug/L	-/-	ANR	ANR	ANR	ANR	ANR	ANR
Aroclor-1254	ug/L	-/-	ANR	ANR	ANR	ANR	ANR	ANR
Aroclor-1260	ug/L	-/-	ANR	ANR	ANR	ANR	ANR	ANR
Benidine	ug/L	-/-	ANR	ANR	ANR	ANR	ANR	ANR
Benzo(a)anthracene	ug/L	-/-	ANR	ANR	ANR	ANR	ANR	ANR
Benzo(a)pyrene	ug/L	-/-	ANR	ANR	ANR	ANR	ANR	ANR
Benzo(b)fluoranthene	ug/L	-/-	ANR	ANR	ANR	ANR	ANR	ANR
Benzo(g,h,i)perylene	ug/L	-/-	ANR	ANR	ANR	ANR	ANR	ANR
Benzo(k)fluoranthene	ug/L	-/-	ANR	ANR	ANR	ANR	ANR	ANR
Benzoic acid	ug/L	-/-	ANR	ANR	ANR	ANR	ANR	ANR
Benzyl alcohol	ug/L	-/-	ANR	ANR	ANR	ANR	ANR	ANR
beta-BHC	ug/L	-/-	ANR	ANR	ANR	ANR	ANR	ANR
bis (2-Chloroethyl) ether	ug/L	-/-	ANR	ANR	ANR	ANR	ANR	ANR
bis (2-ethylhexyl) Phthalate	ug/L	-/-	ANR	ANR	ANR	ANR	ANR	ANR
bis(2-Chloroethoxy) methane	ug/L	-/-	ANR	ANR	ANR	ANR	ANR	ANR
bis(2-Chloroisopropyl) ether	ug/L	-/-	ANR	ANR	ANR	ANR	ANR	ANR
Bromodichloromethane	ug/L	-/-	ANR	ANR	ANR	ANR	ANR	ANR
Bromoform	ug/L	-/-	ANR	ANR	ANR	ANR	ANR	ANR
Bromomethane	ug/L	-/-	ANR	ANR	ANR	ANR	ANR	ANR
Butylbenzylphthalate	ug/L	-/-	ANR	ANR	ANR	ANR	ANR	ANR
Chlordane	ug/L	-/-	ANR	ANR	ANR	ANR	ANR	ANR
Chlorobenzene	ug/L	-/-	ANR	ANR	ANR	ANR	ANR	ANR
Chloroethane	ug/L	-/-	ANR	ANR	ANR	ANR	ANR	ANR
Chloromethane	ug/L	-/-	ANR	ANR	ANR	ANR	ANR	ANR
Chronic Toxicity	TUC	1.0/-	ANR	ANR	ANR	ANR	ANR	ANR
Chlorpyrifos	ug/L	-/-	ANR	ANR	ANR	ANR	ANR	ANR
Chrysene	ug/L	-/-	ANR	ANR	ANR	ANR	ANR	ANR
cis-1,2-Dichloroethene	ug/L	-/-	ANR	ANR	ANR	ANR	ANR	ANR
cis-1,3-Dichloropropene	ug/L	-/-	ANR	ANR	ANR	ANR	ANR	ANR
delta-BHC	ug/L	-/-	ANR	ANR	ANR	ANR	ANR	ANR
Diazinon	ug/L	-/-	ANR	ANR	ANR	ANR	ANR	ANR
Dibenzo(a,h)anthracene	ug/L	-/-	ANR	ANR	ANR	ANR	ANR	ANR
Dibenzofuran	ug/L	-/-	ANR	ANR	ANR	ANR	ANR	ANR
Dibromochloromethane	ug/L	-/-	ANR	ANR	ANR	ANR	ANR	ANR
Dieldrin	ug/L	-/-	ANR	ANR	ANR	ANR	ANR	ANR
Diethylphthalate	ug/L	-/-	ANR	ANR	ANR	ANR	ANR	ANR
Dimethylphthalate	ug/L	-/-	ANR	ANR	ANR	ANR	ANR	ANR
Di-n-butylphthalate	ug/L	-/-	ANR	ANR	ANR	ANR	ANR	ANR
Di-n-octylphthalate	ug/L	-/-	ANR	ANR	ANR	ANR	ANR	ANR
Endosulfan I	ug/L	-/-	ANR	ANR	ANR	ANR	ANR	ANR
Endosulfan II	ug/L	-/-	ANR	ANR	ANR	ANR	ANR	ANR
Endosulfan sulfate	ug/L	-/-	ANR	ANR	ANR	ANR	ANR	ANR
Endrin	ug/L	-/-	ANR	ANR	ANR	ANR	ANR	ANR
Endrin aldehyde	ug/L	-/-	ANR	ANR	ANR	ANR	ANR	ANR
Endrin ketone	ug/L	-/-	ANR	ANR	ANR	ANR	ANR	ANR
Fluoranthene	ug/L	-/-	ANR	ANR	ANR	ANR	ANR	ANR
Fluorene	ug/L	-/-	ANR	ANR	ANR	ANR	ANR	ANR
Heptachlor	ug/L	-/-	ANR	ANR	ANR	ANR	ANR	ANR
Heptachlor epoxide	ug/L	-/-	ANR	ANR	ANR	ANR	ANR	ANR
Hexachlorobenzene	ug/L	-/-	ANR	ANR	ANR	ANR	ANR	ANR
Hexachlorobutadiene	ug/L	-/-	ANR	ANR	ANR	ANR	ANR	ANR
Hexachlorocyclopentadiene	ug/L	-/-	ANR	ANR	ANR	ANR	ANR	ANR
Hexachloroethane	ug/L	-/-	ANR	ANR	ANR	ANR	ANR	ANR
Indeno(1,2,3-cd)pyrene	ug/L	-/-	ANR	ANR	ANR	ANR	ANR	ANR

OUTFALL 008 (Happy Valley Drainage)

**FIRST QUARTER 2010 REPORTING SUMMARY
THE BOEING COMPANY
SANTA SUSANA FIELD LABORATORY
NPDES PERMIT CA0001309**

January 1 through March 31, 2010

ANALYTE	UNITS	Benchmark Limit Daily Max/Monthly Avg	3/7/2010			3/25/2010		
			SAMPLE TYPE	RESULT	VALIDATION QUALIFIER	SAMPLE TYPE	RESULT	VALIDATION QUALIFIER
Isophorone	ug/L	-/-	ANR	ANR	ANR	ANR	ANR	ANR
Lindane (gamma-BHC)	ug/L	-/-	ANR	ANR	ANR	ANR	ANR	ANR
Methoxychlor	ug/L	-/-	ANR	ANR	ANR	ANR	ANR	ANR
Methylene Chloride	ug/L	-/-	ANR	ANR	ANR	ANR	ANR	ANR
m-Nitroaniline	ug/L	-/-	ANR	ANR	ANR	ANR	ANR	ANR
Naphthalene	ug/L	-/-	ANR	ANR	ANR	ANR	ANR	ANR
Nitrobenzene	ug/L	-/-	ANR	ANR	ANR	ANR	ANR	ANR
n-Nitrosodimethylamine	ug/L	-/-	ANR	ANR	ANR	ANR	ANR	ANR
n-Nitroso-di-n-propylamine	ug/L	-/-	ANR	ANR	ANR	ANR	ANR	ANR
n-Nitrosodiphenylamine	ug/L	-/-	ANR	ANR	ANR	ANR	ANR	ANR
o-Nitroaniline	ug/L	-/-	ANR	ANR	ANR	ANR	ANR	ANR
p-Cresol	ug/L	-/-	ANR	ANR	ANR	ANR	ANR	ANR
Pentachlorophenol	ug/L	-/-	ANR	ANR	ANR	ANR	ANR	ANR
Phenanthrene	ug/L	-/-	ANR	ANR	ANR	ANR	ANR	ANR
Phenol	ug/L	-/-	ANR	ANR	ANR	ANR	ANR	ANR
p-Nitroaniline	ug/L	-/-	ANR	ANR	ANR	ANR	ANR	ANR
Pyrene	ug/L	-/-	ANR	ANR	ANR	ANR	ANR	ANR
Toxaphene	ug/L	-/-	ANR	ANR	ANR	ANR	ANR	ANR
trans-1,2-Dichloroethene	ug/L	-/-	ANR	ANR	ANR	ANR	ANR	ANR
trans-1,3-Dichloropropene	ug/L	-/-	ANR	ANR	ANR	ANR	ANR	ANR

OUTFALL 008 (Happy Valley Drainage)

**FIRST QUARTER 2010 REPORTING SUMMARY
THE BOEING COMPANY
SANTA SUSANA FIELD LABORATORY
NPDES PERMIT CA0001309**

Sample Type: Composite
Sample Date: January 18, 2010

ANALYTE	LAB LOD (ug/L)	LAB RL (ug/L)	LAB RESULT (ug/L)	VALIDATION QUALIFIER	1998 WHO TEF	TCDD Equivalent (w/out DNQ Values) (ug/L)
1,2,3,4,6,7,8-HpCDD	2.60E-05	5.00E-05	1.60E-04	--	0.01	1.60E-06
1,2,3,4,6,7,8-HpCDF	1.30E-05	5.00E-05	5.80E-05	--	0.01	5.80E-07
1,2,3,4,7,8,9-HpCDF	1.90E-05	5.00E-05	ND	U	0.01	ND
1,2,3,4,7,8-HxCDD	1.10E-05	5.00E-05	ND	U	0.1	ND
1,2,3,4,7,8-HxCDF	1.10E-05	5.00E-05	ND	U	0.1	ND
1,2,3,6,7,8-HxCDD	1.00E-05	1.20E-05	ND	U (B)	0.1	ND
1,2,3,6,7,8-HxCDF	9.70E-06	5.00E-05	ND	U	0.1	ND
1,2,3,7,8,9-HxCDD	8.30E-06	5.00E-05	ND	U	0.1	ND
1,2,3,7,8,9-HxCDF	9.50E-06	5.00E-05	ND	U	0.1	ND
1,2,3,7,8-PeCDD	1.70E-05	5.00E-05	ND	U	1	ND
1,2,3,7,8-PeCDF	1.10E-05	5.00E-05	ND	U	0.05	ND
2,3,4,6,7,8-HxCDF	8.60E-06	5.00E-05	ND	U	0.1	ND
2,3,4,7,8-PeCDF	1.10E-05	5.00E-05	ND	U	0.5	ND
2,3,7,8-TCDD	4.70E-06	1.00E-05	ND	U	1	ND
2,3,7,8-TCDF	4.30E-06	1.00E-05	ND	U	0.1	ND
OCDD	4.30E-05	1.00E-04	1.70E-03	--	0.0001	1.70E-07
OCDF	2.60E-05	9.60E-05	ND	UJ (*III)	0.0001	ND

TCDD TEQ w/out DNQ Values	2.35E-06
----------------------------------	-----------------

TCDD TEQ BENCHMARK LIMIT = 2.80E-08

See attached notes for abbreviations, definitions, and other explanations for the data presented in this table.

OUTFALL 008 (Happy Valley Drainage)

**FIRST QUARTER 2010 REPORTING SUMMARY
THE BOEING COMPANY
SANTA SUSANA FIELD LABORATORY
NPDES PERMIT CA0001309**

**Sample Type: Composite
Sample Date: February 5-6, 2010**

ANALYTE	LAB LOD (ug/L)	LAB RL (ug/L)	LAB RESULT (ug/L)	VALIDATION QUALIFIER	1998 WHO TEF	TCDD Equivalent (w/out DNQ Values) (ug/L)
1,2,3,4,6,7,8-HpCDD	8.70E-07	5.00E-05	ND	U (B)	0.01	ND
1,2,3,4,6,7,8-HpCDF	7.50E-07	5.20E-06	ND	UJ (*III)	0.01	ND
1,2,3,4,7,8,9-HpCDF	1.20E-06	7.70E-07	ND	UJ (*III)	0.01	ND
1,2,3,4,7,8-HxCDD	7.00E-07	6.40E-07	ND	UJ (*III)	0.1	ND
1,2,3,4,7,8-HxCDF	7.20E-07	1.30E-06	ND	UJ (*III)	0.1	ND
1,2,3,6,7,8-HxCDD	5.60E-07	1.10E-06	ND	UJ (*III)	0.1	ND
1,2,3,6,7,8-HxCDF	6.00E-07	8.70E-07	ND	UJ (*III)	0.1	ND
1,2,3,7,8,9-HxCDD	5.20E-07	1.40E-06	ND	UJ (*III)	0.1	ND
1,2,3,7,8,9-HxCDF	7.90E-07	5.00E-05	ND	U	0.1	ND
1,2,3,7,8-PeCDD	8.80E-07	5.00E-05	ND	U	1	ND
1,2,3,7,8-PeCDF	5.00E-07	5.00E-05	ND	U	0.05	ND
2,3,4,6,7,8-HxCDF	6.20E-07	4.50E-07	ND	UJ (*III)	0.1	ND
2,3,4,7,8-PeCDF	6.20E-07	5.00E-05	ND	U	0.5	ND
2,3,7,8-TCDD	6.70E-07	1.00E-05	ND	U	1	ND
2,3,7,8-TCDF	2.80E-06	1.00E-05	ND	U	0.1	ND
OCDD	1.30E-06	1.00E-04	1.20E-04	--	0.0001	1.20E-08
OCDF	9.80E-07	1.00E-04	ND	U (B)	0.0001	ND

TCDD TEQ w/out DNQ Values	1.20E-08
----------------------------------	-----------------

TCDD TEQ BENCHMARK LIMIT = 2.80E-08

See attached notes for abbreviations, definitions, and other explanations for the data presented in this table.

OUTFALL 008 (Happy Valley Drainage)

**FIRST QUARTER 2010 REPORTING SUMMARY
THE BOEING COMPANY
SANTA SUSANA FIELD LABORATORY
NPDES PERMIT CA0001309**

**Sample Type: Composite
Sample Date: February 27-28, 2010**

ANALYTE	LAB LOD (ug/L)	LAB RL (ug/L)	LAB RESULT (ug/L)	VALIDATION QUALIFIER	1998 WHO TEF	TCDD Equivalent (w/out DNQ Values) (ug/L)
1,2,3,4,6,7,8-HpCDD	1.20E-05	4.70E-05	2.00E-05	J (DNQ)	0.01	ND
1,2,3,4,6,7,8-HpCDF	2.80E-06	4.70E-05	7.70E-06	J (DNQ)	0.01	ND
1,2,3,4,7,8,9-HpCDF	4.30E-06	4.70E-05	ND	U	0.01	ND
1,2,3,4,7,8-HxCDD	5.60E-06	4.70E-05	ND	U	0.1	ND
1,2,3,4,7,8-HxCDF	2.80E-06	4.70E-05	ND	U	0.1	ND
1,2,3,6,7,8-HxCDD	5.10E-06	4.70E-05	ND	U	0.1	ND
1,2,3,6,7,8-HxCDF	2.40E-06	4.70E-05	ND	U	0.1	ND
1,2,3,7,8,9-HxCDD	4.30E-06	4.70E-05	ND	U	0.1	ND
1,2,3,7,8,9-HxCDF	2.60E-06	4.70E-05	ND	U	0.1	ND
1,2,3,7,8-PeCDD	4.00E-06	4.70E-05	ND	U	1	ND
1,2,3,7,8-PeCDF	2.80E-06	4.70E-05	ND	U	0.05	ND
2,3,4,6,7,8-HxCDF	2.40E-06	4.70E-05	ND	U	0.1	ND
2,3,4,7,8-PeCDF	3.30E-06	4.70E-05	ND	U	0.5	ND
2,3,7,8-TCDD	2.50E-06	9.40E-06	ND	U	1	ND
2,3,7,8-TCDF	1.50E-06	9.40E-06	ND	U	0.1	ND
OCDD	2.30E-05	9.40E-05	1.60E-04	--	0.0001	1.60E-08
OCDF	8.50E-06	8.30E-06	ND	UJ (*III)	0.0001	ND

TCDD TEQ w/ DNQ Values	
TCDD TEQ w/out DNQ Values	1.60E-08

TCDD TEQ BENCHMARK LIMIT = 2.80E-08

See attached notes for abbreviations, definitions, and other explanations for the data presented in this table.

OUTFALL 008 (Happy Valley Drainage)

**FIRST QUARTER 2010 REPORTING SUMMARY
THE BOEING COMPANY
SANTA SUSANA FIELD LABORATORY
NPDES PERMIT CA0001309**

**Sample Type: Composite
Sample Date: March 7, 2010**

ANALYTE	LAB LOD (ug/L)	LAB RL (ug/L)	LAB RESULT (ug/L)	VALIDATION QUALIFIER	1998 WHO TEF	TCDD Equivalent (w/out DNQ Values) (ug/L)
1,2,3,4,6,7,8-HpCDD	2.10E-06	5.60E-06	ND	U (B)	0.01	ND
1,2,3,4,6,7,8-HpCDF	9.20E-07	4.00E-06	ND	U (B)	0.01	ND
1,2,3,4,7,8,9-HpCDF	1.50E-06	5.00E-05	3.40E-06	J (DNQ)	0.01	ND
1,2,3,4,7,8-HxCDD	1.60E-06	1.80E-06	ND	U (B)	0.1	ND
1,2,3,4,7,8-HxCDF	2.30E-07	5.00E-05	ND	U (B)	0.1	ND
1,2,3,6,7,8-HxCDD	1.40E-06	5.00E-05	2.30E-06	J (DNQ)	0.1	ND
1,2,3,6,7,8-HxCDF	2.20E-07	5.00E-05	ND	U (B)	0.1	ND
1,2,3,7,8,9-HxCDD	1.20E-06	5.00E-05	ND	U	0.1	ND
1,2,3,7,8,9-HxCDF	2.60E-07	9.20E-07	ND	U (B)	0.1	ND
1,2,3,7,8-PeCDD	9.30E-07	5.00E-05	1.60E-06	J (DNQ)	1	ND
1,2,3,7,8-PeCDF	6.40E-07	5.00E-05	1.60E-06	J (DNQ)	0.05	ND
2,3,4,6,7,8-HxCDF	2.00E-07	5.00E-05	2.30E-06	J (DNQ)	0.1	ND
2,3,4,7,8-PeCDF	7.10E-07	5.00E-05	1.80E-06	J (DNQ)	0.5	ND
2,3,7,8-TCDD	2.00E-08	1.00E-05	ND	U	1	ND
2,3,7,8-TCDF	5.50E-07	1.00E-05	1.20E-06	J (DNQ)	0.1	ND
OCDD	2.60E-06	1.00E-04	ND	U (B)	0.0001	ND
OCDF	1.30E-06	1.00E-04	ND	U (B)	0.0001	ND

TCDD TEQ w/out DNQ Values	ND
----------------------------------	-----------

TCDD TEQ BENCHMARK LIMIT = 2.80E-08

See attached notes for abbreviations, definitions, and other explanations for the data presented in this table.

OUTFALL 008 (Happy Valley Drainage)

FIRST QUARTER 2010 REPORTING SUMMARY THE BOEING COMPANY SANTA SUSANA FIELD LABORATORY NPDES PERMIT CA0001309

Sample Type: Grab
Sample Date: March 25, 2010

ANALYTE	LAB LOD (ug/L)	LAB RL (ug/L)	LAB RESULT (ug/L)	VALIDATION QUALIFIER	1998 WHO TEF	TCDD Equivalent (w/out DNQ Values) (ug/L)
1,2,3,4,6,7,8-HpCDD	5.90E-07	5.00E-05	ND	U (B)	0.01	ND
1,2,3,4,6,7,8-HpCDF	3.60E-07	5.00E-05	ND	U (B)	0.01	ND
1,2,3,4,7,8,9-HpCDF	5.70E-07	5.00E-05	1.00E-05	J (DNQ)	0.01	ND
1,2,3,4,7,8-HxCDD	3.00E-07	5.00E-05	ND	U (B)	0.1	ND
1,2,3,4,7,8-HxCDF	3.20E-07	5.00E-05	ND	U (B)	0.1	ND
1,2,3,6,7,8-HxCDD	2.90E-07	5.00E-05	ND	U (B)	0.1	ND
1,2,3,6,7,8-HxCDF	3.20E-07	5.40E-06	ND	U (B)	0.1	ND
1,2,3,7,8,9-HxCDD	2.50E-07	5.00E-05	ND	U (B)	0.1	ND
1,2,3,7,8,9-HxCDF	3.00E-07	5.00E-05	ND	U (B)	0.1	ND
1,2,3,7,8-PeCDD	7.20E-07	5.20E-06	ND	U (B)	1	ND
1,2,3,7,8-PeCDF	5.10E-07	5.00E-05	4.60E-06	J (DNQ)	0.05	ND
2,3,4,6,7,8-HxCDF	2.60E-07	5.00E-05	ND	U (B)	0.1	ND
2,3,4,7,8-PeCDF	5.90E-07	5.00E-05	4.40E-06	J (DNQ)	0.5	ND
2,3,7,8-TCDD	3.80E-07	1.00E-05	ND	U	1	ND
2,3,7,8-TCDF	3.90E-07	1.00E-05	ND	U	0.1	ND
OCDD	7.70E-07	1.00E-04	ND	U (B)	0.0001	ND
OCDF	6.20E-07	1.00E-04	ND	U (B)	0.0001	ND

TCDD TEQ w/out DNQ Values	ND
----------------------------------	-----------

TCDD TEQ BENCHMARK LIMIT = 2.80E-08

See attached notes for abbreviations, definitions, and other explanations for the data presented in this table.

OUTFALL 008 (Happy Valley Drainage)

**FIRST QUARTER 2010 REPORTING SUMMARY
THE BOEING COMPANY
SANTA SUSANA FIELD LABORATORY
NPDES PERMIT CA0001309**

January 1 through March 31, 2010

ANALYTE	UNITS	Benchmark Limit Daily Max/Monthly Avg	1/18/2010		
			Sample Type	Result	Concentration Result Validation Qualifier
Max discharge for event	MGD	17.8	Meas	0.08447	*
Ammonia as Nitrogen (N)	LBS/DAY	1,500/-	Comp	ND	*
Chloride	LBS/DAY	22,268/-	Comp	4.23	*
Fluoride	LBS/DAY	238/-	ANR	ANR	ANR
Nitrate + Nitrite as Nitrogen (N)	LBS/DAY	1,188/-	Comp	0.45	*
Nitrate as Nitrogen (N)	LBS/DAY	1,190/-	Comp	0.45	*
Nitrite-N	LBS/DAY	148/-	Comp	ND	*
Oil & Grease	LBS/DAY	2,227/-	Grab	ND	*
Perchlorate	LBS/DAY	0.89/-	Comp	ND	*
Sulfate	LBS/DAY	44,536/-	Comp	5.07	*
Total Dissolved Solids	LBS/DAY	141,029/-	Comp	169.08	*
Antimony	LBS/DAY	0.89/-	Comp	ND	U
Boron	LBS/DAY	148/-	ANR	ANR	ANR
Cadmium	LBS/DAY	0.46/-	Comp	0.00018	J (DNQ)
Copper	LBS/DAY	2.08/-	Comp	0.0048	J (*III)
Lead	LBS/DAY	0.77/-	Comp	0.01	--
Mercury	LBS/DAY	0.02/-	Comp	ND	U
Nickel	LBS/DAY	14.9/-	ANR	ANR	ANR
Thallium	LBS/DAY	0.3/-	Comp	ND	U
Zinc	LBS/DAY	23.6/-	Comp	0.03	J (*III)
TCDD TEQ_NoDNQ	LBS/DAY	4.20E-09/-	Comp	1.66E-09	--

OUTFALL 008 (Happy Valley Drainage)

**FIRST QUARTER 2010 REPORTING SUMMARY
THE BOEING COMPANY
SANTA SUSANA FIELD LABORATORY
NPDES PERMIT CA0001309**

January 1 through March 31, 2010

ANALYTE	UNITS	Benchmark Limit Daily Max/Monthly Avg	02/05/2010-02/06/2010		
			Sample Type	Result	Concentration Result Validation Qualifier
Max discharge for event	MGD	17.8	Meas	0.30574	*
Ammonia as Nitrogen (N)	LBS/DAY	1,500/-	Comp	ND	*
Chloride	LBS/DAY	22,268/-	Comp	38.25	*
Fluoride	LBS/DAY	238/-	Comp	0.66	B*
Nitrate + Nitrite as Nitrogen (N)	LBS/DAY	1,188/-	Comp	1.71	*
Nitrate as Nitrogen (N)	LBS/DAY	1,190/-	Comp	1.71	*
Nitrite-N	LBS/DAY	148/-	Comp	ND	*
Oil & Grease	LBS/DAY	2,227/-	Grab	ND	*
Perchlorate	LBS/DAY	0.89/-	Comp	ND	*
Sulfate	LBS/DAY	44,536/-	Comp	33.15	*
Total Dissolved Solids	LBS/DAY	141,029/-	Comp	509.97	*
Antimony	LBS/DAY	0.89/-	Comp	ND	UJ (B)
Boron	LBS/DAY	148/-	Comp	ND	U (B)
Cadmium	LBS/DAY	0.46/-	Comp	ND	UJ (R, B)
Copper	LBS/DAY	2.08/-	Comp	0.04	J (*III)
Lead	LBS/DAY	0.77/-	Comp	0.03	--
Mercury	LBS/DAY	0.02/-	Comp	ND	U
Nickel	LBS/DAY	14.9/-	Comp	0.02	J (R, DNQ)
Thallium	LBS/DAY	0.3/-	Comp	ND	U
Zinc	LBS/DAY	23.6/-	Comp	0.12	--
TCDD TEQ_NoDNQ	LBS/DAY	4.20E-09/-	Comp	3.06E-11	--

OUTFALL 008 (Happy Valley Drainage)

**FIRST QUARTER 2010 REPORTING SUMMARY
THE BOEING COMPANY
SANTA SUSANA FIELD LABORATORY
NPDES PERMIT CA0001309**

January 1 through March 31, 2010

ANALYTE	UNITS	Benchmark Limit Daily Max/Monthly Avg	02/27/2010-02/28/2010		
			Sample Type	Result	Concentration Result Validation Qualifier
Max discharge for event	MGD	17.8	Meas	0.12144	*
Ammonia as Nitrogen (N)	LBS/DAY	1,500/-	Comp	ND	*
Chloride	LBS/DAY	22,268/-	Comp	12.15	*
Fluoride	LBS/DAY	238/-	ANR	ANR	ANR
Nitrate + Nitrite as Nitrogen (N)	LBS/DAY	1,188/-	Comp	0.49	*
Nitrate as Nitrogen (N)	LBS/DAY	1,190/-	Comp	0.49	*
Nitrite-N	LBS/DAY	148/-	Comp	ND	*
Oil & Grease	LBS/DAY	2,227/-	Grab	ND	*
Perchlorate	LBS/DAY	0.89/-	Comp	0.0016	J* (DNQ)
Sulfate	LBS/DAY	44,536/-	Comp	10.13	*
Total Dissolved Solids	LBS/DAY	141,029/-	Comp	273.46	*
Antimony	LBS/DAY	0.89/-	Comp	0.00039	J (DNQ)
Boron	LBS/DAY	148/-	ANR	ANR	ANR
Cadmium	LBS/DAY	0.46/-	Comp	0.00015	J (DNQ)
Copper	LBS/DAY	2.08/-	Comp	0.01	J (*III)
Lead	LBS/DAY	0.77/-	Comp	0.01	--
Mercury	LBS/DAY	0.02/-	Comp	ND	U
Nickel	LBS/DAY	14.9/-	ANR	ANR	ANR
Thallium	LBS/DAY	0.3/-	Comp	ND	U
Zinc	LBS/DAY	23.6/-	Comp	0.03	J (*III)
TCDD TEQ_NoDNQ	LBS/DAY	4.20E-09/-	Comp	1.62E-11	--

OUTFALL 008 (Happy Valley Drainage)

**FIRST QUARTER 2010 REPORTING SUMMARY
THE BOEING COMPANY
SANTA SUSANA FIELD LABORATORY
NPDES PERMIT CA0001309**

January 1 through March 31, 2010

ANALYTE	UNITS	Benchmark Limit Daily Max/Monthly Avg	3/7/2010		
			Sample Type	Result	Concentration Result Validation Qualifier
Max discharge for event	MGD	17.8	Meas	0.01185	*
Ammonia as Nitrogen (N)	LBS/DAY	1,500/-	Comp	ND	*
Chloride	LBS/DAY	22,268/-	Comp	0.92	*
Fluoride	LBS/DAY	238/-	ANR	ANR	ANR
Nitrate + Nitrite as Nitrogen (N)	LBS/DAY	1,188/-	Comp	0.03	*
Nitrate as Nitrogen (N)	LBS/DAY	1,190/-	Comp	0.03	*
Nitrite-N	LBS/DAY	148/-	Comp	ND	*
Oil & Grease	LBS/DAY	2,227/-	Grab	ND	*
Perchlorate	LBS/DAY	0.89/-	Comp	ND	*
Sulfate	LBS/DAY	44,536/-	Comp	0.71	*
Total Dissolved Solids	LBS/DAY	141,029/-	Comp	18.78	*
Antimony	LBS/DAY	0.89/-	Comp	0.000035	Ja* (DNQ)
Boron	LBS/DAY	148/-	ANR	ANR	ANR
Cadmium	LBS/DAY	0.46/-	Comp	ND	*
Copper	LBS/DAY	2.08/-	Comp	0.00013	Ja* (DNQ)
Lead	LBS/DAY	0.77/-	Comp	0.000038	Ja* (DNQ)
Mercury	LBS/DAY	0.02/-	Comp	ND	U
Nickel	LBS/DAY	14.9/-	ANR	ANR	ANR
Thallium	LBS/DAY	0.3/-	Comp	ND	*
Zinc	LBS/DAY	23.6/-	Comp	ND	*
TCDD TEQ_NoDNQ	LBS/DAY	4.20E-09/-	Comp	ND	--

OUTFALL 008 (Happy Valley Drainage)

**FIRST QUARTER 2010 REPORTING SUMMARY
THE BOEING COMPANY
SANTA SUSANA FIELD LABORATORY
NPDES PERMIT CA0001309**

January 1 through March 31, 2010

ANALYTE	UNITS	Benchmark Limit Daily Max/Monthly Avg	3/25/2010		
			Sample Type	Result	Concentration Result Validation Qualifier
Max discharge for event	MGD	17.8	Meas	0.00674	*
Ammonia as Nitrogen (N)	LBS/DAY	1,500/-	Grab	ND	*
Chloride	LBS/DAY	22,268/-	Grab	4.67	*
Fluoride	LBS/DAY	238/-	ANR	ANR	ANR
Nitrate + Nitrite as Nitrogen (N)	LBS/DAY	1,188/-	Grab	0.05	*
Nitrate as Nitrogen (N)	LBS/DAY	1,190/-	Grab	0.05	*
Nitrite-N	LBS/DAY	148/-	Grab	ND	*
Oil & Grease	LBS/DAY	2,227/-	Grab	ND	*
Perchlorate	LBS/DAY	0.89/-	Grab	ND	*
Sulfate	LBS/DAY	44,536/-	Grab	3.65	*
Total Dissolved Solids	LBS/DAY	141,029/-	Grab	18.55	*
Antimony	LBS/DAY	0.89/-	Grab	0.000027	Ja* (DNQ)
Boron	LBS/DAY	148/-	ANR	ANR	ANR
Cadmium	LBS/DAY	0.46/-	Grab	ND	*
Copper	LBS/DAY	2.08/-	Grab	0.00034	*
Lead	LBS/DAY	0.77/-	Grab	0.00008	*
Mercury	LBS/DAY	0.02/-	Grab	ND	U
Nickel	LBS/DAY	14.9/-	ANR	ANR	ANR
Thallium	LBS/DAY	0.3/-	Grab	ND	*
Zinc	LBS/DAY	23.6/-	Grab	0.0010	Ja* (DNQ)
TCDD TEQ_NoDNQ	LBS/DAY	4.20E-09/-	Grab	ND	--

OUTFALL 009 (WS-13 Drainage)

**FIRST QUARTER 2010 REPORTING SUMMARY
THE BOEING COMPANY
SANTA SUSANA FIELD LABORATORY
NPDES PERMIT CA0001309**

January 1 through March 31, 2010

ANALYTE	UNITS	Benchmark Limit Daily Max/Monthly Avg	1/18/2010-1/19/2010		
			SAMPLE TYPE	RESULT	VALIDATION QUALIFIER
Asbestos	MFL	-/-	ANR	ANR	ANR
Chloride	mg/L	150/-	Comp	2.5	*
Fluoride	mg/L	1.6/-	ANR	ANR	ANR
Nitrate + Nitrite as Nitrogen (N)	mg/L	10/-	Comp	0.48	*
Oil & Grease	mg/L	15/-	Grab	ND < 1.3	*
Perchlorate	ug/L	6.0/-	Comp	ND < 0.90	*
pH (Field)	pH units	6.5-8.5/-	Grab	7.1	*
Sulfate	mg/L	250/-	Comp	2.8	*
Temperature	deg. F	86/-	Grab	50	*
Total Cyanide	ug/L	-/-	ANR	ANR	ANR
Total Dissolved Solids	mg/L	850/-	Comp	57	*
Hardness	mg/L	-/-	ANR	ANR	ANR
Hardness, dissolved	mg/L	-/-	ANR	ANR	ANR
Total Suspended Solids	mg/L	-/-	ANR	ANR	ANR
Volume Discharged	MGD	17.8/-	Meas	4.495755	*
METALS					
Aluminum	ug/L	-/-	ANR	ANR	ANR
Aluminum, dissolved	ug/L	-/-	ANR	ANR	ANR
Antimony	ug/L	6.0/-	Comp	0.34	J (DNQ)
Antimony, dissolved	ug/L	-/-	Comp	ND < 0.30	U
Arsenic	ug/L	-/-	ANR	ANR	ANR
Arsenic, dissolved	ug/L	-/-	ANR	ANR	ANR
Beryllium	ug/L	-/-	ANR	ANR	ANR
Beryllium, dissolved	ug/L	-/-	ANR	ANR	ANR
Boron	mg/L	1.0/-	ANR	ANR	ANR
Boron, dissolved	mg/L	-/-	ANR	ANR	ANR
Cadmium	ug/L	4.0/-	Comp	0.15	J (DNQ)
Cadmium, dissolved	ug/L	-/-	Comp	ND < 0.10	U
Calcium	mg/L	-/-	ANR	ANR	ANR
Calcium, Dissolved	mg/L	-/-	ANR	ANR	ANR
Chromium	ug/L	-/-	ANR	ANR	ANR
Chromium, dissolved	ug/L	-/-	ANR	ANR	ANR
Chromium VI	ug/L	-/-	ANR	ANR	ANR
Copper	ug/L	14.0/-	Comp	6.4	J (*III)
Copper, dissolved	ug/L	-/-	Comp	2.8	J (*III)
Iron	mg/L	-/-	ANR	ANR	ANR
Iron, dissolved	mg/L	-/-	ANR	ANR	ANR
Lead	ug/L	5.2/-	Comp	9.3	--
Lead, dissolved	ug/L	-/-	Comp	0.62	J (DNQ)
Magnesium	mg/L	-/-	ANR	ANR	ANR
Magnesium, Dissolved	mg/L	-/-	ANR	ANR	ANR
Mercury	ug/L	0.13/-	Comp	ND < 0.10	U
Mercury, dissolved	ug/L	-/-	Comp	ND < 0.10	U
Nickel	ug/L	100/-	ANR	ANR	ANR
Nickel, dissolved	ug/L	-/-	ANR	ANR	ANR
Selenium	ug/L	-/-	ANR	ANR	ANR
Selenium, dissolved	ug/L	-/-	ANR	ANR	ANR
Silver	ug/L	-/-	ANR	ANR	ANR
Silver, dissolved	ug/L	-/-	ANR	ANR	ANR
Thallium	ug/L	2.0/-	Comp	ND < 0.20	U
Thallium, dissolved	ug/L	-/-	Comp	0.22	J (DNQ)
Vanadium	ug/L	-/-	ANR	ANR	ANR
Vanadium, dissolved	ug/L	-/-	ANR	ANR	ANR
Zinc	ug/L	-/-	ANR	ANR	ANR
Zinc, dissolved	ug/L	-/-	ANR	ANR	ANR
ORGANICS					
Benzene	ug/L	-/-	ANR	ANR	ANR
Carbon Tetrachloride	ug/L	-/-	ANR	ANR	ANR
Chloroform	ug/L	-/-	ANR	ANR	ANR
1,1-Dichloroethane	ug/L	-/-	ANR	ANR	ANR

OUTFALL 009 (WS-13 Drainage)

**FIRST QUARTER 2010 REPORTING SUMMARY
THE BOEING COMPANY
SANTA SUSANA FIELD LABORATORY
NPDES PERMIT CA0001309**

January 1 through March 31, 2010

ANALYTE	UNITS	Benchmark Limit Daily Max/Monthly Avg	1/18/2010-1/19/2010		
			SAMPLE TYPE	RESULT	VALIDATION QUALIFIER
1,2-Dichloroethane	ug/L	-/-	ANR	ANR	ANR
1,1-Dichloroethene	ug/L	-/-	ANR	ANR	ANR
Ethylbenzene	ug/L	-/-	ANR	ANR	ANR
Tetrachloroethene	ug/L	-/-	ANR	ANR	ANR
Toluene	ug/L	-/-	ANR	ANR	ANR
Xylenes (Total)	ug/L	-/-	ANR	ANR	ANR
1,1,1-Trichloroethane	ug/L	-/-	ANR	ANR	ANR
1,1,2-Trichloroethane	ug/L	-/-	ANR	ANR	ANR
Trichloroethene	ug/L	-/-	ANR	ANR	ANR
Trichlorofluoromethane	ug/L	-/-	ANR	ANR	ANR
Trichlorotrifluoroethane (Freon 113)	ug/L	-/-	ANR	ANR	ANR
Vinyl chloride	ug/L	-/-	ANR	ANR	ANR
ADDITIONAL ANALYTES					
2,4,5-Trichlorophenol	ug/L	-/-	ANR	ANR	ANR
1,1,1,2,2-Tetrachloroethane	ug/L	-/-	ANR	ANR	ANR
1,2,4-Trichlorobenzene	ug/L	-/-	ANR	ANR	ANR
1,2-Dichlorobenzene	ug/L	-/-	ANR	ANR	ANR
1,2-Dichlorobenzene	ug/L	-/-	ANR	ANR	ANR
1,2-Dichloropropane	ug/L	-/-	ANR	ANR	ANR
1,2-Diphenylhydrazine/Azobenzene	ug/L	-/-	ANR	ANR	ANR
1,3-Dichlorobenzene	ug/L	-/-	ANR	ANR	ANR
1,3-Dichlorobenzene	ug/L	-/-	ANR	ANR	ANR
1,4-Dichlorobenzene	ug/L	-/-	ANR	ANR	ANR
1,4-Dichlorobenzene	ug/L	-/-	ANR	ANR	ANR
2,4,6-Trichlorophenol	ug/L	-/-	ANR	ANR	ANR
2,4-Dichlorophenol	ug/L	-/-	ANR	ANR	ANR
2,4-Dimethylphenol	ug/L	-/-	ANR	ANR	ANR
2,4-Dinitrophenol	ug/L	-/-	ANR	ANR	ANR
2,4-Dinitrotoluene	ug/L	-/-	ANR	ANR	ANR
2,6-Dinitrotoluene	ug/L	-/-	ANR	ANR	ANR
2-Chloroethylvinylether	ug/L	-/-	ANR	ANR	ANR
2-Chloronaphthalene	ug/L	-/-	ANR	ANR	ANR
2-Chlorophenol	ug/L	-/-	ANR	ANR	ANR
2-Methyl-4,6-dinitrophenol	ug/L	-/-	ANR	ANR	ANR
2-Methylnaphthalene	ug/L	-/-	ANR	ANR	ANR
2-Methylphenol	ug/L	-/-	ANR	ANR	ANR
2-Nitrophenol	ug/L	-/-	ANR	ANR	ANR
3,3'-Dichlorobenzidine	ug/L	-/-	ANR	ANR	ANR
4,4'-DDD	ug/L	-/-	ANR	ANR	ANR
4,4'-DDE	ug/L	-/-	ANR	ANR	ANR
4,4'-DDT	ug/L	-/-	ANR	ANR	ANR
4-Bromophenylphenylether	ug/L	-/-	ANR	ANR	ANR
4-Chloro-3-methylphenol	ug/L	-/-	ANR	ANR	ANR
4-Chloroaniline	ug/L	-/-	ANR	ANR	ANR
4-Chlorophenylphenylether	ug/L	-/-	ANR	ANR	ANR
4-Nitrophenol	ug/L	-/-	ANR	ANR	ANR
Acenaphthene	ug/L	-/-	ANR	ANR	ANR
Acenaphthylene	ug/L	-/-	ANR	ANR	ANR
Acrolein	ug/L	-/-	ANR	ANR	ANR
Acrylonitrile	ug/L	-/-	ANR	ANR	ANR
Acute Toxicity	% SURVIVAL	70-100/-	ANR	ANR	ANR
Aldrin	ug/L	-/-	ANR	ANR	ANR
alpha-BHC	ug/L	-/-	ANR	ANR	ANR
Aniline	ug/L	-/-	ANR	ANR	ANR
Anthracene	ug/L	-/-	ANR	ANR	ANR
Aroclor-1016	ug/L	-/-	ANR	ANR	ANR
Aroclor-1221	ug/L	-/-	ANR	ANR	ANR
Aroclor-1232	ug/L	-/-	ANR	ANR	ANR
Aroclor-1242	ug/L	-/-	ANR	ANR	ANR
Aroclor-1248	ug/L	-/-	ANR	ANR	ANR
Aroclor-1254	ug/L	-/-	ANR	ANR	ANR

OUTFALL 009 (WS-13 Drainage)

**FIRST QUARTER 2010 REPORTING SUMMARY
THE BOEING COMPANY
SANTA SUSANA FIELD LABORATORY
NPDES PERMIT CA0001309**

January 1 through March 31, 2010

ANALYTE	UNITS	Benchmark Limit Daily Max/Monthly Avg	1/18/2010-1/19/2010		
			SAMPLE TYPE	RESULT	VALIDATION QUALIFIER
Aroclor-1260	ug/L	-/-	ANR	ANR	ANR
Benididine	ug/L	-/-	ANR	ANR	ANR
Benzo(a)anthracene	ug/L	-/-	ANR	ANR	ANR
Benzo(a)pyrene	ug/L	-/-	ANR	ANR	ANR
Benzo(b)fluoranthene	ug/L	-/-	ANR	ANR	ANR
Benzo(g,h,i)perylene	ug/L	-/-	ANR	ANR	ANR
Benzo(k)fluoranthene	ug/L	-/-	ANR	ANR	ANR
Benzoic acid	ug/L	-/-	ANR	ANR	ANR
Benzyl alcohol	ug/L	-/-	ANR	ANR	ANR
beta-BHC	ug/L	-/-	ANR	ANR	ANR
bis (2-Chloroethyl) ether	ug/L	-/-	ANR	ANR	ANR
bis (2-ethylhexyl) Phthalate	ug/L	-/-	ANR	ANR	ANR
bis(2-Chloroethoxy) methane	ug/L	-/-	ANR	ANR	ANR
bis(2-Chloroisopropyl) ether	ug/L	-/-	ANR	ANR	ANR
Bromodichloromethane	ug/L	-/-	ANR	ANR	ANR
Bromoform	ug/L	-/-	ANR	ANR	ANR
Bromomethane	ug/L	-/-	ANR	ANR	ANR
Butylbenzylphthalate	ug/L	-/-	ANR	ANR	ANR
Chlordane	ug/L	-/-	ANR	ANR	ANR
Chlorobenzene	ug/L	-/-	ANR	ANR	ANR
Chloroethane	ug/L	-/-	ANR	ANR	ANR
Chloromethane	ug/L	-/-	ANR	ANR	ANR
Chlorpyrifos	ug/L	-/-	ANR	ANR	ANR
Chronic Toxicity	TUC	1.0/-	ANR	ANR	ANR
Chrysene	ug/L	-/-	ANR	ANR	ANR
cis-1,2-Dichloroethene	ug/L	-/-	ANR	ANR	ANR
cis-1,3-Dichloropropene	ug/L	-/-	ANR	ANR	ANR
delta-BHC	ug/L	-/-	ANR	ANR	ANR
Diazinon	ug/L	-/-	ANR	ANR	ANR
Dibenzo(a,h)anthracene	ug/L	-/-	ANR	ANR	ANR
Dibenzofuran	ug/L	-/-	ANR	ANR	ANR
Dibromochloromethane	ug/L	-/-	ANR	ANR	ANR
Dieldrin	ug/L	-/-	ANR	ANR	ANR
Diethylphthalate	ug/L	-/-	ANR	ANR	ANR
Dimethylphthalate	ug/L	-/-	ANR	ANR	ANR
Di-n-butylphthalate	ug/L	-/-	ANR	ANR	ANR
Di-n-octylphthalate	ug/L	-/-	ANR	ANR	ANR
Endosulfan I	ug/L	-/-	ANR	ANR	ANR
Endosulfan II	ug/L	-/-	ANR	ANR	ANR
Endosulfan sulfate	ug/L	-/-	ANR	ANR	ANR
Endrin	ug/L	-/-	ANR	ANR	ANR
Endrin aldehyde	ug/L	-/-	ANR	ANR	ANR
Endrin ketone	ug/L	-/-	ANR	ANR	ANR
Fluoranthene	ug/L	-/-	ANR	ANR	ANR
Fluorene	ug/L	-/-	ANR	ANR	ANR
Heptachlor	ug/L	-/-	ANR	ANR	ANR
Heptachlor epoxide	ug/L	-/-	ANR	ANR	ANR
Hexachlorobenzene	ug/L	-/-	ANR	ANR	ANR
Hexachlorobutadiene	ug/L	-/-	ANR	ANR	ANR
Hexachlorocyclopentadiene	ug/L	-/-	ANR	ANR	ANR
Hexachloroethane	ug/L	-/-	ANR	ANR	ANR
Indeno(1,2,3-cd)pyrene	ug/L	-/-	ANR	ANR	ANR
Isophorone	ug/L	-/-	ANR	ANR	ANR
Lindane (gamma-BHC)	ug/L	-/-	ANR	ANR	ANR
Methoxychlor	ug/L	-/-	ANR	ANR	ANR
Methylene Chloride	ug/L	-/-	ANR	ANR	ANR
m-Nitroaniline	ug/L	-/-	ANR	ANR	ANR
Naphthalene	ug/L	-/-	ANR	ANR	ANR
Nitrobenzene	ug/L	-/-	ANR	ANR	ANR
n-Nitrosodimethylamine	ug/L	-/-	ANR	ANR	ANR
n-Nitroso-di-n-propylamine	ug/L	-/-	ANR	ANR	ANR

OUTFALL 009 (WS-13 Drainage)

**FIRST QUARTER 2010 REPORTING SUMMARY
THE BOEING COMPANY
SANTA SUSANA FIELD LABORATORY
NPDES PERMIT CA0001309**

January 1 through March 31, 2010

ANALYTE	UNITS	Benchmark Limit Daily Max/Monthly Avg	1/18/2010-1/19/2010		
			SAMPLE TYPE	RESULT	VALIDATION QUALIFIER
n-Nitrosodiphenylamine	ug/L	-/-	ANR	ANR	ANR
o-Nitroaniline	ug/L	-/-	ANR	ANR	ANR
p-Cresol	ug/L	-/-	ANR	ANR	ANR
Pentachlorophenol	ug/L	-/-	ANR	ANR	ANR
Phenanthrene	ug/L	-/-	ANR	ANR	ANR
Phenol	ug/L	-/-	ANR	ANR	ANR
p-Nitroaniline	ug/L	-/-	ANR	ANR	ANR
Pyrene	ug/L	-/-	ANR	ANR	ANR
Toxaphene	ug/L	-/-	ANR	ANR	ANR
trans-1,2-Dichloroethene	ug/L	-/-	ANR	ANR	ANR
trans-1,3-Dichloropropene	ug/L	-/-	ANR	ANR	ANR

OUTFALL 009 (WS-13 Drainage)

**FIRST QUARTER 2010 REPORTING SUMMARY
THE BOEING COMPANY
SANTA SUSANA FIELD LABORATORY
NPDES PERMIT CA0001309**

January 1 through March 31, 2010

ANALYTE	UNITS	Benchmark Limit Daily Max/Monthly Avg	2/5/2010			2/20/2010		
			SAMPLE TYPE	RESULT	VALIDATION QUALIFIER	SAMPLE TYPE	RESULT	VALIDATION QUALIFIER
Asbestos	MFL	-/-	Comp	ND < 2.2	UJ (H)	ANR	ANR	ANR
Chloride	mg/L	150/-	Comp	5.4	*	Comp	12	*
Fluoride	mg/L	1.6/-	Comp	0.20	B*	ANR	ANR	ANR
Nitrate + Nitrite as Nitrogen (N)	mg/L	10/-	Comp	0.55	*	Comp	0.29	*
Oil & Grease	mg/L	15/-	Grab	ND < 1.3	*	Grab	ND < 1.3	*
Perchlorate	ug/L	6.0/-	Comp	ND < 0.90	*	Comp	ND < 0.90	*
pH (Field)	pH units	6.5-8.5/-	Grab	7.2	*	Grab	7.3	*
Sulfate	mg/L	250/-	Comp	9.9	*	Comp	20	*
Temperature	deg. F	86/-	Grab	50	*	Grab	47	*
Total Cyanide	ug/L	-/-	Comp	ND < 2.2	*	ANR	ANR	ANR
Total Dissolved Solids	mg/L	850/-	Comp	79	*	Comp	160	*
Hardness	mg/L	-/-	Comp	41	*	ANR	ANR	ANR
Hardness, dissolved	mg/L	-/-	Comp	40	*	ANR	ANR	ANR
Total Suspended Solids	mg/L	-/-	Comp	21	--	ANR	ANR	ANR
Volume Discharged	MGD	17.8/-	Meas	1.12095	*	Meas	0.03713	*
METALS								
Aluminum	ug/L	-/-	Comp	950	--	ANR	ANR	ANR
Aluminum, dissolved	ug/L	-/-	Comp	ND < 40	U	ANR	ANR	ANR
Antimony	ug/L	6.0/-	Comp	0.52	J* (DNQ)	Comp	0.74	J* (DNQ)
Antimony, dissolved	ug/L	-/-	Comp	ND < 0.30	*	Comp	0.59	J* (DNQ)
Arsenic	ug/L	-/-	Comp	ND < 7.0	U	ANR	ANR	ANR
Arsenic, dissolved	ug/L	-/-	Comp	ND < 10	UJ (\$,*III)	ANR	ANR	ANR
Beryllium	ug/L	-/-	Comp	ND < 0.90	U	ANR	ANR	ANR
Beryllium, dissolved	ug/L	-/-	Comp	ND < 0.90	U	ANR	ANR	ANR
Boron	mg/L	1.0/-	Comp	ND < 0.053	U (B)	ANR	ANR	ANR
Boron, dissolved	mg/L	-/-	Comp	0.046	J (DNQ)	ANR	ANR	ANR
Cadmium	ug/L	4.0/-	Comp	ND < 0.10	*	Comp	ND < 0.10	*
Cadmium, dissolved	ug/L	-/-	Comp	ND < 0.10	*	Comp	ND < 0.10	*
Calcium	mg/L	-/-	Comp	11	--	ANR	ANR	ANR
Calcium, Dissolved	mg/L	-/-	Comp	11	--	ANR	ANR	ANR
Chromium	ug/L	-/-	Comp	2.0	J (DNQ)	ANR	ANR	ANR
Chromium, dissolved	ug/L	-/-	Comp	ND < 2.0	U	ANR	ANR	ANR
Chromium VI	ug/L	-/-	Grab	ND < 0.25	*	ANR	ANR	ANR
Copper	ug/L	14.0/-	Comp	4.1	*	Comp	2.9	*
Copper, dissolved	ug/L	-/-	Comp	1.8	J* (DNQ)	Comp	1.9	J* (DNQ)
Iron	mg/L	-/-	Comp	1.1	--	ANR	ANR	ANR
Iron, dissolved	mg/L	-/-	Comp	0.042	--	ANR	ANR	ANR
Lead	ug/L	5.2/-	Comp	3.5	*	Comp	ND < 0.20	*
Lead, dissolved	ug/L	-/-	Comp	ND < 0.20	*	Comp	ND < 0.20	C*
Magnesium	mg/L	-/-	Comp	3.2	--	ANR	ANR	ANR
Magnesium, Dissolved	mg/L	-/-	Comp	3.0	--	ANR	ANR	ANR
Mercury	ug/L	0.13/-	Comp	ND < 0.10	U	Comp	ND < 0.10	U
Mercury, dissolved	ug/L	-/-	Comp	ND < 0.10	U	Comp	ND < 0.10	U
Nickel	ug/L	100/-	Comp	ND < 2.0	U	ANR	ANR	ANR
Nickel, dissolved	ug/L	-/-	Comp	ND < 2.0	U	ANR	ANR	ANR
Selenium	ug/L	-/-	Comp	ND < 12	U (B)	ANR	ANR	ANR
Selenium, dissolved	ug/L	-/-	Comp	10	--	ANR	ANR	ANR
Silver	ug/L	-/-	Comp	ND < 6.0	U	ANR	ANR	ANR
Silver, dissolved	ug/L	-/-	Comp	ND < 6.0	U	ANR	ANR	ANR
Thallium	ug/L	2.0/-	Comp	ND < 0.20	*	Comp	ND < 0.20	*
Thallium, dissolved	ug/L	-/-	Comp	ND < 0.20	C*	Comp	ND < 0.20	C*
Vanadium	ug/L	-/-	Comp	3.7	J (DNQ)	ANR	ANR	ANR
Vanadium, dissolved	ug/L	-/-	Comp	ND < 3.0	U	ANR	ANR	ANR
Zinc	ug/L	-/-	Comp	13	J (DNQ)	ANR	ANR	ANR
Zinc, dissolved	ug/L	-/-	Comp	ND < 6.0	U	ANR	ANR	ANR
ORGANICS								
Benzene	ug/L	-/-	Grab	ND < 0.28	*	ANR	ANR	ANR
Carbon Tetrachloride	ug/L	-/-	Grab	ND < 0.28	*	ANR	ANR	ANR
Chloroform	ug/L	-/-	Grab	ND < 0.33	*	ANR	ANR	ANR
1,1-Dichloroethane	ug/L	-/-	Grab	ND < 0.40	*	ANR	ANR	ANR

OUTFALL 009 (WS-13 Drainage)

**FIRST QUARTER 2010 REPORTING SUMMARY
THE BOEING COMPANY
SANTA SUSANA FIELD LABORATORY
NPDES PERMIT CA0001309**

January 1 through March 31, 2010

ANALYTE	UNITS	Benchmark Limit Daily Max/Monthly Avg	2/5/2010			2/20/2010		
			SAMPLE TYPE	RESULT	VALIDATION QUALIFIER	SAMPLE TYPE	RESULT	VALIDATION QUALIFIER
1,2-Dichloroethane	ug/L	-/-	Grab	ND < 0.28	*	ANR	ANR	ANR
1,1-Dichloroethene	ug/L	-/-	Grab	ND < 0.42	*	ANR	ANR	ANR
Ethylbenzene	ug/L	-/-	Grab	ND < 0.25	*	ANR	ANR	ANR
Tetrachloroethene	ug/L	-/-	Grab	ND < 0.32	*	ANR	ANR	ANR
Toluene	ug/L	-/-	Grab	ND < 0.36	*	ANR	ANR	ANR
Xylenes (Total)	ug/L	-/-	Grab	ND < 0.90	*	ANR	ANR	ANR
1,1,1-Trichloroethane	ug/L	-/-	Grab	ND < 0.30	*	ANR	ANR	ANR
1,1,2-Trichloroethane	ug/L	-/-	Grab	ND < 0.30	*	ANR	ANR	ANR
Trichloroethene	ug/L	-/-	Grab	ND < 0.26	*	ANR	ANR	ANR
Trichlorofluoromethane	ug/L	-/-	Grab	ND < 0.34	*	ANR	ANR	ANR
Trichlorotrifluoroethane (Freon 113)	ug/L	-/-	Grab	ND < 0.50	*	ANR	ANR	ANR
Vinyl chloride	ug/L	-/-	Grab	ND < 0.40	*	ANR	ANR	ANR
ADDITIONAL ANALYTES								
2,4,5-Trichlorophenol	ug/L	-/-	Comp	ND < 2.8	*	ANR	ANR	ANR
1,1,2,2-Tetrachloroethane	ug/L	-/-	Grab	ND < 0.30	*	ANR	ANR	ANR
1,2,4-Trichlorobenzene	ug/L	-/-	Comp	ND < 2.4	*	ANR	ANR	ANR
1,2-Dichlorobenzene	ug/L	-/-	Comp	ND < 2.8	*	ANR	ANR	ANR
1,2-Dichlorobenzene	ug/L	-/-	Grab	ND < 0.32	*	ANR	ANR	ANR
1,2-Dichloropropane	ug/L	-/-	Grab	ND < 0.35	*	ANR	ANR	ANR
1,2-Diphenylhydrazine/Azobenzene	ug/L	-/-	Comp	ND < 2.4	*	ANR	ANR	ANR
1,3-Dichlorobenzene	ug/L	-/-	Comp	ND < 2.8	*	ANR	ANR	ANR
1,3-Dichlorobenzene	ug/L	-/-	Grab	ND < 0.35	*	ANR	ANR	ANR
1,4-Dichlorobenzene	ug/L	-/-	Comp	ND < 2.4	*	ANR	ANR	ANR
1,4-Dichlorobenzene	ug/L	-/-	Grab	ND < 0.37	*	ANR	ANR	ANR
2,4,6-Trichlorophenol	ug/L	-/-	Comp	ND < 4.2	*	ANR	ANR	ANR
2,4-Dichlorophenol	ug/L	-/-	Comp	ND < 3.3	*	ANR	ANR	ANR
2,4-Dimethylphenol	ug/L	-/-	Comp	ND < 3.3	*	ANR	ANR	ANR
2,4-Dinitrophenol	ug/L	-/-	Comp	ND < 7.5	*	ANR	ANR	ANR
2,4-Dinitrotoluene	ug/L	-/-	Comp	ND < 3.3	*	ANR	ANR	ANR
2,6-Dinitrotoluene	ug/L	-/-	Comp	ND < 1.9	*	ANR	ANR	ANR
2-Chloroethylvinylether	ug/L	-/-	Grab	ND < 1.8	*	ANR	ANR	ANR
2-Chloronaphthalene	ug/L	-/-	Comp	ND < 2.8	*	ANR	ANR	ANR
2-Chlorophenol	ug/L	-/-	Comp	ND < 2.8	*	ANR	ANR	ANR
2-Methyl-4,6-dinitrophenol	ug/L	-/-	Comp	ND < 3.8	*	ANR	ANR	ANR
2-Methylnaphthalene	ug/L	-/-	Comp	ND < 1.9	*	ANR	ANR	ANR
2-Methylphenol	ug/L	-/-	Comp	ND < 2.8	*	ANR	ANR	ANR
2-Nitrophenol	ug/L	-/-	Comp	ND < 3.3	*	ANR	ANR	ANR
3,3'-Dichlorobenzidine	ug/L	-/-	Comp	ND < 7.1	*	ANR	ANR	ANR
4,4'-DDD	ug/L	-/-	Comp	ND < 0.0019	C*	ANR	ANR	ANR
4,4'-DDE	ug/L	-/-	Comp	ND < 0.0028	*	ANR	ANR	ANR
4,4'-DDT	ug/L	-/-	Comp	ND < 0.0038	*	ANR	ANR	ANR
4-Bromophenylphenylether	ug/L	-/-	Comp	ND < 2.8	*	ANR	ANR	ANR
4-Chloro-3-methylphenol	ug/L	-/-	Comp	ND < 2.4	*	ANR	ANR	ANR
4-Chloroaniline	ug/L	-/-	Comp	ND < 1.9	*	ANR	ANR	ANR
4-Chlorophenylphenylether	ug/L	-/-	Comp	ND < 2.4	*	ANR	ANR	ANR
4-Nitrophenol	ug/L	-/-	Comp	ND < 5.2	*	ANR	ANR	ANR
Acenaphthene	ug/L	-/-	Comp	ND < 2.8	*	ANR	ANR	ANR
Acenaphthylene	ug/L	-/-	Comp	ND < 2.8	*	ANR	ANR	ANR
Acrolein	ug/L	-/-	Grab	ND < 4.0	*	ANR	ANR	ANR
Acrylonitrile	ug/L	-/-	Grab	ND < 1.2	*	ANR	ANR	ANR
Acute Toxicity	% SURVIVAL	70-100/-	Grab	100	--	ANR	ANR	ANR
Aldrin	ug/L	-/-	Comp	ND < 0.0014	*	ANR	ANR	ANR
alpha-BHC	ug/L	-/-	Comp	ND < 0.0024	*	ANR	ANR	ANR
Aniline	ug/L	-/-	Comp	ND < 3.3	*	ANR	ANR	ANR
Anthracene	ug/L	-/-	Comp	ND < 2.4	*	ANR	ANR	ANR
Aroclor-1016	ug/L	-/-	Comp	ND < 0.24	*	ANR	ANR	ANR
Aroclor-1221	ug/L	-/-	Comp	ND < 0.24	*	ANR	ANR	ANR
Aroclor-1232	ug/L	-/-	Comp	ND < 0.24	*	ANR	ANR	ANR
Aroclor-1242	ug/L	-/-	Comp	ND < 0.24	*	ANR	ANR	ANR
Aroclor-1248	ug/L	-/-	Comp	ND < 0.24	*	ANR	ANR	ANR
Aroclor-1254	ug/L	-/-	Comp	ND < 0.24	*	ANR	ANR	ANR

OUTFALL 009 (WS-13 Drainage)

**FIRST QUARTER 2010 REPORTING SUMMARY
THE BOEING COMPANY
SANTA SUSANA FIELD LABORATORY
NPDES PERMIT CA0001309**

January 1 through March 31, 2010

ANALYTE	UNITS	Benchmark Limit Daily Max/Monthly Avg	2/5/2010			2/20/2010		
			SAMPLE TYPE	RESULT	VALIDATION QUALIFIER	SAMPLE TYPE	RESULT	VALIDATION QUALIFIER
Aroclor-1260	ug/L	-/-	Comp	ND < 0.24	*	ANR	ANR	ANR
Benzidine	ug/L	-/-	Comp	ND < 9.4	C*	ANR	ANR	ANR
Benzo(a)anthracene	ug/L	-/-	Comp	ND < 2.4	*	ANR	ANR	ANR
Benzo(a)pyrene	ug/L	-/-	Comp	ND < 2.8	*	ANR	ANR	ANR
Benzo(b)fluoranthene	ug/L	-/-	Comp	ND < 1.9	*	ANR	ANR	ANR
Benzo(g,h,i)perylene	ug/L	-/-	Comp	ND < 3.8	*	ANR	ANR	ANR
Benzo(k)fluoranthene	ug/L	-/-	Comp	ND < 2.4	*	ANR	ANR	ANR
Benzoic acid	ug/L	-/-	Comp	ND < 9.4	*	ANR	ANR	ANR
Benzyl alcohol	ug/L	-/-	Comp	ND < 3.3	C*	ANR	ANR	ANR
beta-BHC	ug/L	-/-	Comp	ND < 0.0038	*	ANR	ANR	ANR
bis (2-Chloroethyl) ether	ug/L	-/-	Comp	ND < 2.8	*	ANR	ANR	ANR
bis (2-ethylhexyl) Phthalate	ug/L	-/-	Comp	ND < 3.8	*	ANR	ANR	ANR
bis(2-Chloroethoxy) methane	ug/L	-/-	Comp	ND < 2.8	*	ANR	ANR	ANR
bis(2-Chloroisopropyl) ether	ug/L	-/-	Comp	ND < 2.4	*	ANR	ANR	ANR
Bromodichloromethane	ug/L	-/-	Grab	ND < 0.30	*	ANR	ANR	ANR
Bromoform	ug/L	-/-	Grab	ND < 0.40	*	ANR	ANR	ANR
Bromomethane	ug/L	-/-	Grab	ND < 0.42	*	ANR	ANR	ANR
Butylbenzylphthalate	ug/L	-/-	Comp	ND < 3.8	*	ANR	ANR	ANR
Chlordane	ug/L	-/-	Comp	ND < 0.038	*	ANR	ANR	ANR
Chlorobenzene	ug/L	-/-	Grab	ND < 0.36	*	ANR	ANR	ANR
Chloroethane	ug/L	-/-	Grab	ND < 0.40	*	ANR	ANR	ANR
Chloromethane	ug/L	-/-	Grab	ND < 0.40	*	ANR	ANR	ANR
Chlorpyrifos	ug/L	-/-	Comp	ND < 1.0	U	ANR	ANR	ANR
Chronic Toxicity	TUC	1.0/-	ANR	ANR	ANR	ANR	ANR	ANR
Chrysene	ug/L	-/-	Comp	ND < 2.4	*	ANR	ANR	ANR
cis-1,2-Dichloroethene	ug/L	-/-	Grab	ND < 0.32	*	ANR	ANR	ANR
cis-1,3-Dichloropropene	ug/L	-/-	Grab	ND < 0.22	*	ANR	ANR	ANR
delta-BHC	ug/L	-/-	Comp	ND < 0.0033	*	ANR	ANR	ANR
Diazinon	ug/L	-/-	Comp	ND < 0.25	U	ANR	ANR	ANR
Dibenzo(a,h)anthracene	ug/L	-/-	Comp	ND < 2.8	*	ANR	ANR	ANR
Dibenzofuran	ug/L	-/-	Comp	ND < 3.8	*	ANR	ANR	ANR
Dibromochloromethane	ug/L	-/-	Grab	ND < 0.40	*	ANR	ANR	ANR
Dieldrin	ug/L	-/-	Comp	ND < 0.0019	*	ANR	ANR	ANR
Diethylphthalate	ug/L	-/-	Comp	ND < 3.3	*	ANR	ANR	ANR
Dimethylphthalate	ug/L	-/-	Comp	ND < 2.4	*	ANR	ANR	ANR
Di-n-butylphthalate	ug/L	-/-	Comp	ND < 2.8	*	ANR	ANR	ANR
Di-n-octylphthalate	ug/L	-/-	Comp	ND < 3.3	*	ANR	ANR	ANR
Endosulfan I	ug/L	-/-	Comp	ND < 0.0019	*	ANR	ANR	ANR
Endosulfan II	ug/L	-/-	Comp	ND < 0.0028	*	ANR	ANR	ANR
Endosulfan sulfate	ug/L	-/-	Comp	ND < 0.0028	*	ANR	ANR	ANR
Endrin	ug/L	-/-	Comp	ND < 0.0019	C*	ANR	ANR	ANR
Endrin aldehyde	ug/L	-/-	Comp	ND < 0.0019	*	ANR	ANR	ANR
Endrin ketone	ug/L	-/-	Comp	ND < 0.0028	*	ANR	ANR	ANR
Fluoranthene	ug/L	-/-	Comp	ND < 2.8	*	ANR	ANR	ANR
Fluorene	ug/L	-/-	Comp	ND < 2.8	*	ANR	ANR	ANR
Heptachlor	ug/L	-/-	Comp	ND < 0.0028	C*	ANR	ANR	ANR
Heptachlor epoxide	ug/L	-/-	Comp	ND < 0.0024	*	ANR	ANR	ANR
Hexachlorobenzene	ug/L	-/-	Comp	ND < 2.8	*	ANR	ANR	ANR
Hexachlorobutadiene	ug/L	-/-	Comp	ND < 3.8	*	ANR	ANR	ANR
Hexachlorocyclopentadiene	ug/L	-/-	Comp	ND < 4.7	C, L*	ANR	ANR	ANR
Hexachloroethane	ug/L	-/-	Comp	ND < 3.3	*	ANR	ANR	ANR
Indeno(1,2,3-cd)pyrene	ug/L	-/-	Comp	ND < 3.3	*	ANR	ANR	ANR
Isophorone	ug/L	-/-	Comp	ND < 2.8	*	ANR	ANR	ANR
Lindane (gamma-BHC)	ug/L	-/-	Comp	ND < 0.0028	*	ANR	ANR	ANR
Methoxychlor	ug/L	-/-	Comp	ND < 0.0033	*	ANR	ANR	ANR
Methylene Chloride	ug/L	-/-	Grab	ND < 0.95	*	ANR	ANR	ANR
m-Nitroaniline	ug/L	-/-	Comp	ND < 2.8	*	ANR	ANR	ANR
Naphthalene	ug/L	-/-	Comp	ND < 2.8	*	ANR	ANR	ANR
Nitrobenzene	ug/L	-/-	Comp	ND < 2.8	*	ANR	ANR	ANR
n-Nitrosodimethylamine	ug/L	-/-	Comp	ND < 2.4	*	ANR	ANR	ANR
n-Nitroso-di-n-propylamine	ug/L	-/-	Comp	ND < 3.3	*	ANR	ANR	ANR

OUTFALL 009 (WS-13 Drainage)

**FIRST QUARTER 2010 REPORTING SUMMARY
THE BOEING COMPANY
SANTA SUSANA FIELD LABORATORY
NPDES PERMIT CA0001309**

January 1 through March 31, 2010

ANALYTE	UNITS	Benchmark Limit Daily Max/Monthly Avg	2/5/2010			2/20/2010		
			SAMPLE TYPE	RESULT	VALIDATION QUALIFIER	SAMPLE TYPE	RESULT	VALIDATION QUALIFIER
n-Nitrosodiphenylamine	ug/L	-/-	Comp	ND < 1.9	*	ANR	ANR	ANR
o-Nitroaniline	ug/L	-/-	Comp	ND < 1.9	*	ANR	ANR	ANR
p-Cresol	ug/L	-/-	Comp	ND < 2.8	*	ANR	ANR	ANR
Pentachlorophenol	ug/L	-/-	Comp	ND < 3.3	*	ANR	ANR	ANR
Phenanthrene	ug/L	-/-	Comp	ND < 3.3	*	ANR	ANR	ANR
Phenol	ug/L	-/-	Comp	ND < 1.9	*	ANR	ANR	ANR
p-Nitroaniline	ug/L	-/-	Comp	ND < 3.8	*	ANR	ANR	ANR
Pyrene	ug/L	-/-	Comp	ND < 3.8	*	ANR	ANR	ANR
Toxaphene	ug/L	-/-	Comp	ND < 0.24	*	ANR	ANR	ANR
trans-1,2-Dichloroethene	ug/L	-/-	Grab	ND < 0.30	*	ANR	ANR	ANR
trans-1,3-Dichloropropene	ug/L	-/-	Grab	ND < 0.32	*	ANR	ANR	ANR

OUTFALL 009 (WS-13 Drainage)

**FIRST QUARTER 2010 REPORTING SUMMARY
THE BOEING COMPANY
SANTA SUSANA FIELD LABORATORY
NPDES PERMIT CA0001309**

January 1 through March 31, 2010

ANALYTE	UNITS	Benchmark Limit Daily Max/Monthly Avg	2/27/2010-2/28/2010			3/6/2010-3/7/2010		
			SAMPLE TYPE	RESULT	VALIDATION QUALIFIER	SAMPLE TYPE	RESULT	VALIDATION QUALIFIER
Asbestos	MFL	-/-	ANR	ANR	ANR	ANR	ANR	ANR
Chloride	mg/L	150/-	Comp	3.8	*	Comp	7.8	*
Fluoride	mg/L	1.6/-	ANR	ANR	ANR	ANR	ANR	ANR
Nitrate + Nitrite as Nitrogen (N)	mg/L	10/-	Comp	0.42	*	Comp	0.26	*
Oil & Grease	mg/L	15/-	Grab	ND < 1.3	*	Grab	ND < 1.4	*
Perchlorate	ug/L	6.0/-	Comp	ND < 0.90	*	ANR	ANR	ANR
pH (Field)	pH units	6.5-8.5/-	Grab	7.0	*	Grab	7.0	*
Sulfate	mg/L	250/-	Comp	5.5	*	Comp	12	*
Temperature	deg. F	86/-	Grab	54	*	Grab	51	*
Total Cyanide	ug/L	-/-	ANR	ANR	ANR	ANR	ANR	ANR
Total Dissolved Solids	mg/L	850/-	Comp	79	*	Comp	120	*
Hardness	mg/L	-/-	ANR	ANR	ANR	ANR	ANR	ANR
Hardness, dissolved	mg/L	-/-	ANR	ANR	ANR	ANR	ANR	ANR
Total Suspended Solids	mg/L	-/-	ANR	ANR	ANR	ANR	ANR	ANR
Volume Discharged	MGD	17.8/-	Meas	1.746935	*	Meas	0.197315	*
METALS								
Aluminum	ug/L	-/-	ANR	ANR	ANR	ANR	ANR	ANR
Aluminum, dissolved	ug/L	-/-	ANR	ANR	ANR	ANR	ANR	ANR
Antimony	ug/L	6.0/-	Comp	1.3	J (DNQ)	Comp	0.79	J* (DNQ)
Antimony, dissolved	ug/L	-/-	Comp	1.3	J (DNQ)	Comp	0.79	J* (DNQ)
Arsenic	ug/L	-/-	ANR	ANR	ANR	ANR	ANR	ANR
Arsenic, dissolved	ug/L	-/-	ANR	ANR	ANR	ANR	ANR	ANR
Beryllium	ug/L	-/-	ANR	ANR	ANR	ANR	ANR	ANR
Beryllium, dissolved	ug/L	-/-	ANR	ANR	ANR	ANR	ANR	ANR
Boron	mg/L	1.0/-	ANR	ANR	ANR	ANR	ANR	ANR
Boron, dissolved	mg/L	-/-	ANR	ANR	ANR	ANR	ANR	ANR
Cadmium	ug/L	4.0/-	Comp	0.13	J (DNQ)	Comp	ND < 0.10	*
Cadmium, dissolved	ug/L	-/-	Comp	ND < 0.10	U	Comp	ND < 0.10	*
Calcium	mg/L	-/-	ANR	ANR	ANR	ANR	ANR	ANR
Calcium, Dissolved	mg/L	-/-	ANR	ANR	ANR	ANR	ANR	ANR
Chromium	ug/L	-/-	ANR	ANR	ANR	ANR	ANR	ANR
Chromium, dissolved	ug/L	-/-	ANR	ANR	ANR	ANR	ANR	ANR
Chromium VI	ug/L	-/-	ANR	ANR	ANR	ANR	ANR	ANR
Copper	ug/L	14.0/-	Comp	6.8	J (*III)	Comp	3.2	*
Copper, dissolved	ug/L	-/-	Comp	ND < 2.7	UJ (B, *III)	Comp	2.8	B*
Iron	mg/L	-/-	ANR	ANR	ANR	ANR	ANR	ANR
Iron, dissolved	mg/L	-/-	ANR	ANR	ANR	ANR	ANR	ANR
Lead	ug/L	5.2/-	Comp	8.9	--	Comp	1.1	*
Lead, dissolved	ug/L	-/-	Comp	0.92	J (DNQ)	Comp	ND < 0.20	*
Magnesium	mg/L	-/-	ANR	ANR	ANR	ANR	ANR	ANR
Magnesium, Dissolved	mg/L	-/-	ANR	ANR	ANR	ANR	ANR	ANR
Mercury	ug/L	0.13/-	Comp	ND < 0.10	U	Comp	ND < 0.10	U
Mercury, dissolved	ug/L	-/-	Comp	ND < 0.10	U	Comp	ND < 0.10	U
Nickel	ug/L	100/-	ANR	ANR	ANR	ANR	ANR	ANR
Nickel, dissolved	ug/L	-/-	ANR	ANR	ANR	ANR	ANR	ANR
Selenium	ug/L	-/-	ANR	ANR	ANR	ANR	ANR	ANR
Selenium, dissolved	ug/L	-/-	ANR	ANR	ANR	ANR	ANR	ANR
Silver	ug/L	-/-	ANR	ANR	ANR	ANR	ANR	ANR
Silver, dissolved	ug/L	-/-	ANR	ANR	ANR	ANR	ANR	ANR
Thallium	ug/L	2.0/-	Comp	ND < 0.20	U	Comp	ND < 0.20	*
Thallium, dissolved	ug/L	-/-	Comp	ND < 0.20	U	Comp	ND < 0.20	*
Vanadium	ug/L	-/-	ANR	ANR	ANR	ANR	ANR	ANR
Vanadium, dissolved	ug/L	-/-	ANR	ANR	ANR	ANR	ANR	ANR
Zinc	ug/L	-/-	ANR	ANR	ANR	ANR	ANR	ANR
Zinc, dissolved	ug/L	-/-	ANR	ANR	ANR	ANR	ANR	ANR
ORGANICS								
Benzene	ug/L	-/-	ANR	ANR	ANR	ANR	ANR	ANR
Carbon Tetrachloride	ug/L	-/-	ANR	ANR	ANR	ANR	ANR	ANR
Chloroform	ug/L	-/-	ANR	ANR	ANR	ANR	ANR	ANR
1,1-Dichloroethane	ug/L	-/-	ANR	ANR	ANR	ANR	ANR	ANR

OUTFALL 009 (WS-13 Drainage)

**FIRST QUARTER 2010 REPORTING SUMMARY
THE BOEING COMPANY
SANTA SUSANA FIELD LABORATORY
NPDES PERMIT CA0001309**

January 1 through March 31, 2010

ANALYTE	UNITS	Benchmark Limit Daily Max/Monthly Avg	2/27/2010-2/28/2010			3/6/2010-3/7/2010		
			SAMPLE TYPE	RESULT	VALIDATION QUALIFIER	SAMPLE TYPE	RESULT	VALIDATION QUALIFIER
1,2-Dichloroethane	ug/L	-/-	ANR	ANR	ANR	ANR	ANR	ANR
1,1-Dichloroethene	ug/L	-/-	ANR	ANR	ANR	ANR	ANR	ANR
Ethylbenzene	ug/L	-/-	ANR	ANR	ANR	ANR	ANR	ANR
Tetrachloroethene	ug/L	-/-	ANR	ANR	ANR	ANR	ANR	ANR
Toluene	ug/L	-/-	ANR	ANR	ANR	ANR	ANR	ANR
Xylenes (Total)	ug/L	-/-	ANR	ANR	ANR	ANR	ANR	ANR
1,1,1-Trichloroethane	ug/L	-/-	ANR	ANR	ANR	ANR	ANR	ANR
1,1,2-Trichloroethane	ug/L	-/-	ANR	ANR	ANR	ANR	ANR	ANR
Trichloroethene	ug/L	-/-	ANR	ANR	ANR	ANR	ANR	ANR
Trichlorofluoromethane	ug/L	-/-	ANR	ANR	ANR	ANR	ANR	ANR
Trichlorotrifluoroethane (Freon 113)	ug/L	-/-	ANR	ANR	ANR	ANR	ANR	ANR
Vinyl chloride	ug/L	-/-	ANR	ANR	ANR	ANR	ANR	ANR
ADDITIONAL ANALYTES								
2,4,5-Trichlorophenol	ug/L	-/-	ANR	ANR	ANR	ANR	ANR	ANR
1,1,2,2-Tetrachloroethane	ug/L	-/-	ANR	ANR	ANR	ANR	ANR	ANR
1,2,4-Trichlorobenzene	ug/L	-/-	ANR	ANR	ANR	ANR	ANR	ANR
1,2-Dichlorobenzene	ug/L	-/-	ANR	ANR	ANR	ANR	ANR	ANR
1,2-Dichlorobenzene	ug/L	-/-	ANR	ANR	ANR	ANR	ANR	ANR
1,2-Dichloropropane	ug/L	-/-	ANR	ANR	ANR	ANR	ANR	ANR
1,2-Diphenylhydrazine/Azobenzene	ug/L	-/-	ANR	ANR	ANR	ANR	ANR	ANR
1,3-Dichlorobenzene	ug/L	-/-	ANR	ANR	ANR	ANR	ANR	ANR
1,3-Dichlorobenzene	ug/L	-/-	ANR	ANR	ANR	ANR	ANR	ANR
1,4-Dichlorobenzene	ug/L	-/-	ANR	ANR	ANR	ANR	ANR	ANR
1,4-Dichlorobenzene	ug/L	-/-	ANR	ANR	ANR	ANR	ANR	ANR
2,4,6-Trichlorophenol	ug/L	-/-	ANR	ANR	ANR	ANR	ANR	ANR
2,4-Dichlorophenol	ug/L	-/-	ANR	ANR	ANR	ANR	ANR	ANR
2,4-Dimethylphenol	ug/L	-/-	ANR	ANR	ANR	ANR	ANR	ANR
2,4-Dinitrophenol	ug/L	-/-	ANR	ANR	ANR	ANR	ANR	ANR
2,4-Dinitrotoluene	ug/L	-/-	ANR	ANR	ANR	ANR	ANR	ANR
2,6-Dinitrotoluene	ug/L	-/-	ANR	ANR	ANR	ANR	ANR	ANR
2-Chloroethylvinylether	ug/L	-/-	ANR	ANR	ANR	ANR	ANR	ANR
2-Chloronaphthalene	ug/L	-/-	ANR	ANR	ANR	ANR	ANR	ANR
2-Chlorophenol	ug/L	-/-	ANR	ANR	ANR	ANR	ANR	ANR
2-Methyl-4,6-dinitrophenol	ug/L	-/-	ANR	ANR	ANR	ANR	ANR	ANR
2-Methylnaphthalene	ug/L	-/-	ANR	ANR	ANR	ANR	ANR	ANR
2-Methylphenol	ug/L	-/-	ANR	ANR	ANR	ANR	ANR	ANR
2-Nitrophenol	ug/L	-/-	ANR	ANR	ANR	ANR	ANR	ANR
3,3'-Dichlorobenzidine	ug/L	-/-	ANR	ANR	ANR	ANR	ANR	ANR
4,4'-DDD	ug/L	-/-	ANR	ANR	ANR	ANR	ANR	ANR
4,4'-DDE	ug/L	-/-	ANR	ANR	ANR	ANR	ANR	ANR
4,4'-DDT	ug/L	-/-	ANR	ANR	ANR	ANR	ANR	ANR
4-Bromophenylphenylether	ug/L	-/-	ANR	ANR	ANR	ANR	ANR	ANR
4-Chloro-3-methylphenol	ug/L	-/-	ANR	ANR	ANR	ANR	ANR	ANR
4-Chloroaniline	ug/L	-/-	ANR	ANR	ANR	ANR	ANR	ANR
4-Chlorophenylphenylether	ug/L	-/-	ANR	ANR	ANR	ANR	ANR	ANR
4-Nitrophenol	ug/L	-/-	ANR	ANR	ANR	ANR	ANR	ANR
Acenaphthene	ug/L	-/-	ANR	ANR	ANR	ANR	ANR	ANR
Acenaphthylene	ug/L	-/-	ANR	ANR	ANR	ANR	ANR	ANR
Acrolein	ug/L	-/-	ANR	ANR	ANR	ANR	ANR	ANR
Acrylonitrile	ug/L	-/-	ANR	ANR	ANR	ANR	ANR	ANR
Acute Toxicity	% SURVIVAL	70-100/-	ANR	ANR	ANR	ANR	ANR	ANR
Aldrin	ug/L	-/-	ANR	ANR	ANR	ANR	ANR	ANR
alpha-BHC	ug/L	-/-	ANR	ANR	ANR	ANR	ANR	ANR
Aniline	ug/L	-/-	ANR	ANR	ANR	ANR	ANR	ANR
Anthracene	ug/L	-/-	ANR	ANR	ANR	ANR	ANR	ANR
Aroclor-1016	ug/L	-/-	ANR	ANR	ANR	ANR	ANR	ANR
Aroclor-1221	ug/L	-/-	ANR	ANR	ANR	ANR	ANR	ANR
Aroclor-1232	ug/L	-/-	ANR	ANR	ANR	ANR	ANR	ANR
Aroclor-1242	ug/L	-/-	ANR	ANR	ANR	ANR	ANR	ANR
Aroclor-1248	ug/L	-/-	ANR	ANR	ANR	ANR	ANR	ANR
Aroclor-1254	ug/L	-/-	ANR	ANR	ANR	ANR	ANR	ANR

OUTFALL 009 (WS-13 Drainage)

**FIRST QUARTER 2010 REPORTING SUMMARY
THE BOEING COMPANY
SANTA SUSANA FIELD LABORATORY
NPDES PERMIT CA0001309**

January 1 through March 31, 2010

ANALYTE	UNITS	Benchmark Limit Daily Max/Monthly Avg	2/27/2010-2/28/2010			3/6/2010-3/7/2010		
			SAMPLE TYPE	RESULT	VALIDATION QUALIFIER	SAMPLE TYPE	RESULT	VALIDATION QUALIFIER
Aroclor-1260	ug/L	-/-	ANR	ANR	ANR	ANR	ANR	ANR
Benzidine	ug/L	-/-	ANR	ANR	ANR	ANR	ANR	ANR
Benzo(a)anthracene	ug/L	-/-	ANR	ANR	ANR	ANR	ANR	ANR
Benzo(a)pyrene	ug/L	-/-	ANR	ANR	ANR	ANR	ANR	ANR
Benzo(b)fluoranthene	ug/L	-/-	ANR	ANR	ANR	ANR	ANR	ANR
Benzo(g,h,i)perylene	ug/L	-/-	ANR	ANR	ANR	ANR	ANR	ANR
Benzo(k)fluoranthene	ug/L	-/-	ANR	ANR	ANR	ANR	ANR	ANR
Benzoic acid	ug/L	-/-	ANR	ANR	ANR	ANR	ANR	ANR
Benzyl alcohol	ug/L	-/-	ANR	ANR	ANR	ANR	ANR	ANR
beta-BHC	ug/L	-/-	ANR	ANR	ANR	ANR	ANR	ANR
bis (2-Chloroethyl) ether	ug/L	-/-	ANR	ANR	ANR	ANR	ANR	ANR
bis (2-ethylhexyl) Phthalate	ug/L	-/-	ANR	ANR	ANR	ANR	ANR	ANR
bis(2-Chloroethoxy) methane	ug/L	-/-	ANR	ANR	ANR	ANR	ANR	ANR
bis(2-Chloroisopropyl) ether	ug/L	-/-	ANR	ANR	ANR	ANR	ANR	ANR
Bromodichloromethane	ug/L	-/-	ANR	ANR	ANR	ANR	ANR	ANR
Bromoform	ug/L	-/-	ANR	ANR	ANR	ANR	ANR	ANR
Bromomethane	ug/L	-/-	ANR	ANR	ANR	ANR	ANR	ANR
Butylbenzylphthalate	ug/L	-/-	ANR	ANR	ANR	ANR	ANR	ANR
Chlordane	ug/L	-/-	ANR	ANR	ANR	ANR	ANR	ANR
Chlorobenzene	ug/L	-/-	ANR	ANR	ANR	ANR	ANR	ANR
Chloroethane	ug/L	-/-	ANR	ANR	ANR	ANR	ANR	ANR
Chloromethane	ug/L	-/-	ANR	ANR	ANR	ANR	ANR	ANR
Chlorpyrifos	ug/L	-/-	ANR	ANR	ANR	ANR	ANR	ANR
Chronic Toxicity	TUC	1.0/-	ANR	ANR	ANR	ANR	ANR	ANR
Chrysene	ug/L	-/-	ANR	ANR	ANR	ANR	ANR	ANR
cis-1,2-Dichloroethene	ug/L	-/-	ANR	ANR	ANR	ANR	ANR	ANR
cis-1,3-Dichloropropene	ug/L	-/-	ANR	ANR	ANR	ANR	ANR	ANR
delta-BHC	ug/L	-/-	ANR	ANR	ANR	ANR	ANR	ANR
Diazinon	ug/L	-/-	ANR	ANR	ANR	ANR	ANR	ANR
Dibenzo(a,h)anthracene	ug/L	-/-	ANR	ANR	ANR	ANR	ANR	ANR
Dibenzofuran	ug/L	-/-	ANR	ANR	ANR	ANR	ANR	ANR
Dibromochloromethane	ug/L	-/-	ANR	ANR	ANR	ANR	ANR	ANR
Dieldrin	ug/L	-/-	ANR	ANR	ANR	ANR	ANR	ANR
Diethylphthalate	ug/L	-/-	ANR	ANR	ANR	ANR	ANR	ANR
Dimethylphthalate	ug/L	-/-	ANR	ANR	ANR	ANR	ANR	ANR
Di-n-butylphthalate	ug/L	-/-	ANR	ANR	ANR	ANR	ANR	ANR
Di-n-octylphthalate	ug/L	-/-	ANR	ANR	ANR	ANR	ANR	ANR
Endosulfan I	ug/L	-/-	ANR	ANR	ANR	ANR	ANR	ANR
Endosulfan II	ug/L	-/-	ANR	ANR	ANR	ANR	ANR	ANR
Endosulfan sulfate	ug/L	-/-	ANR	ANR	ANR	ANR	ANR	ANR
Endrin	ug/L	-/-	ANR	ANR	ANR	ANR	ANR	ANR
Endrin aldehyde	ug/L	-/-	ANR	ANR	ANR	ANR	ANR	ANR
Endrin ketone	ug/L	-/-	ANR	ANR	ANR	ANR	ANR	ANR
Fluoranthene	ug/L	-/-	ANR	ANR	ANR	ANR	ANR	ANR
Fluorene	ug/L	-/-	ANR	ANR	ANR	ANR	ANR	ANR
Heptachlor	ug/L	-/-	ANR	ANR	ANR	ANR	ANR	ANR
Heptachlor epoxide	ug/L	-/-	ANR	ANR	ANR	ANR	ANR	ANR
Hexachlorobenzene	ug/L	-/-	ANR	ANR	ANR	ANR	ANR	ANR
Hexachlorobutadiene	ug/L	-/-	ANR	ANR	ANR	ANR	ANR	ANR
Hexachlorocyclopentadiene	ug/L	-/-	ANR	ANR	ANR	ANR	ANR	ANR
Hexachloroethane	ug/L	-/-	ANR	ANR	ANR	ANR	ANR	ANR
Indeno(1,2,3-cd)pyrene	ug/L	-/-	ANR	ANR	ANR	ANR	ANR	ANR
Isophorone	ug/L	-/-	ANR	ANR	ANR	ANR	ANR	ANR
Lindane (gamma-BHC)	ug/L	-/-	ANR	ANR	ANR	ANR	ANR	ANR
Methoxychlor	ug/L	-/-	ANR	ANR	ANR	ANR	ANR	ANR
Methylene Chloride	ug/L	-/-	ANR	ANR	ANR	ANR	ANR	ANR
m-Nitroaniline	ug/L	-/-	ANR	ANR	ANR	ANR	ANR	ANR
Naphthalene	ug/L	-/-	ANR	ANR	ANR	ANR	ANR	ANR
Nitrobenzene	ug/L	-/-	ANR	ANR	ANR	ANR	ANR	ANR
n-Nitrosodimethylamine	ug/L	-/-	ANR	ANR	ANR	ANR	ANR	ANR
n-Nitroso-di-n-propylamine	ug/L	-/-	ANR	ANR	ANR	ANR	ANR	ANR

OUTFALL 009 (WS-13 Drainage)

**FIRST QUARTER 2010 REPORTING SUMMARY
THE BOEING COMPANY
SANTA SUSANA FIELD LABORATORY
NPDES PERMIT CA0001309**

January 1 through March 31, 2010

ANALYTE	UNITS	Benchmark Limit Daily Max/Monthly Avg	2/27/2010-2/28/2010			3/6/2010-3/7/2010		
			SAMPLE TYPE	RESULT	VALIDATION QUALIFIER	SAMPLE TYPE	RESULT	VALIDATION QUALIFIER
n-Nitrosodiphenylamine	ug/L	-/-	ANR	ANR	ANR	ANR	ANR	ANR
o-Nitroaniline	ug/L	-/-	ANR	ANR	ANR	ANR	ANR	ANR
p-Cresol	ug/L	-/-	ANR	ANR	ANR	ANR	ANR	ANR
Pentachlorophenol	ug/L	-/-	ANR	ANR	ANR	ANR	ANR	ANR
Phenanthrene	ug/L	-/-	ANR	ANR	ANR	ANR	ANR	ANR
Phenol	ug/L	-/-	ANR	ANR	ANR	ANR	ANR	ANR
p-Nitroaniline	ug/L	-/-	ANR	ANR	ANR	ANR	ANR	ANR
Pyrene	ug/L	-/-	ANR	ANR	ANR	ANR	ANR	ANR
Toxaphene	ug/L	-/-	ANR	ANR	ANR	ANR	ANR	ANR
trans-1,2-Dichloroethene	ug/L	-/-	ANR	ANR	ANR	ANR	ANR	ANR
trans-1,3-Dichloropropene	ug/L	-/-	ANR	ANR	ANR	ANR	ANR	ANR

OUTFALL 009 (WS-13 Drainage)

**FIRST QUARTER 2010 REPORTING SUMMARY
THE BOEING COMPANY
SANTA SUSANA FIELD LABORATORY
NPDES PERMIT CA0001309**

**Sample Type: Composite
Sample Date: January 18-19, 2010**

ANALYTE	LAB LOD (ug/L)	LAB RL (ug/L)	LAB RESULT (ug/L)	VALIDATION QUALIFIER	1998 WHO TEF	TCDD Equivalent (w/out DNQ Values) (ug/L)
1,2,3,4,6,7,8-HpCDD	1.40E-05	4.90E-05	2.50E-04	--	0.01	2.50E-06
1,2,3,4,6,7,8-HpCDF	1.80E-06	4.90E-05	6.20E-05	--	0.01	6.20E-07
1,2,3,4,7,8,9-HpCDF	2.70E-06	2.80E-06	ND	U (B)	0.01	ND
1,2,3,4,7,8-HxCDD	1.00E-05	4.90E-05	ND	U	0.1	ND
1,2,3,4,7,8-HxCDF	1.10E-06	4.90E-05	ND	U (B)	0.1	ND
1,2,3,6,7,8-HxCDD	9.70E-06	4.90E-05	1.30E-05	J (DNQ)	0.1	ND
1,2,3,6,7,8-HxCDF	1.00E-06	4.90E-05	ND	U (B)	0.1	ND
1,2,3,7,8,9-HxCDD	8.40E-06	4.90E-05	1.00E-05	J (DNQ)	0.1	ND
1,2,3,7,8,9-HxCDF	1.20E-06	4.90E-05	ND	U	0.1	ND
1,2,3,7,8-PeCDD	4.20E-06	4.90E-05	ND	U (B)	1	ND
1,2,3,7,8-PeCDF	8.50E-07	8.40E-07	ND	U (B)	0.05	ND
2,3,4,6,7,8-HxCDF	9.90E-07	2.80E-06	ND	U (B)	0.1	ND
2,3,4,7,8-PeCDF	9.10E-07	1.30E-06	ND	U (B)	0.5	ND
2,3,7,8-TCDD	1.70E-06	9.70E-06	ND	U	1	ND
2,3,7,8-TCDF	4.90E-07	1.10E-06	ND	U (B)	0.1	ND
OCDD	6.30E-06	9.70E-05	2.90E-03	--	0.0001	2.90E-07
OCDF	1.50E-06	9.70E-05	1.60E-04	--	0.0001	1.60E-08

TCDD TEQ w/out DNQ Values	3.43E-06
----------------------------------	-----------------

TCDD TEQ BENCHMARK LIMIT = 2.80E-08

See attached notes for abbreviations, definitions, and other explanations for the data presented in this table.

OUTFALL 009 (WS-13 Drainage)

**FIRST QUARTER 2010 REPORTING SUMMARY
THE BOEING COMPANY
SANTA SUSANA FIELD LABORATORY
NPDES PERMIT CA0001309**

**Sample Type: Composite
Sample Date: February 5, 2010**

ANALYTE	LAB LOD (ug/L)	LAB RL (ug/L)	LAB RESULT (ug/L)	VALIDATION QUALIFIER	1998 WHO TEF	TCDD Equivalent (w/out DNQ Values) (ug/L)
1,2,3,4,6,7,8-HpCDD	2.80E-06	4.70E-05	6.30E-05	--	0.01	6.30E-07
1,2,3,4,6,7,8-HpCDF	2.00E-06	4.70E-05	ND	U (B)	0.01	ND
1,2,3,4,7,8,9-HpCDF	2.70E-06	4.70E-05	ND	U	0.01	ND
1,2,3,4,7,8-HxCDD	2.10E-06	4.70E-05	ND	U (B)	0.1	ND
1,2,3,4,7,8-HxCDF	1.60E-06	4.70E-05	ND	U	0.1	ND
1,2,3,6,7,8-HxCDD	1.80E-06	4.70E-05	ND	U (B)	0.1	ND
1,2,3,6,7,8-HxCDF	1.50E-06	4.70E-05	ND	U (B)	0.1	ND
1,2,3,7,8,9-HxCDD	1.60E-06	2.40E-06	ND	U (B)	0.1	ND
1,2,3,7,8,9-HxCDF	1.20E-06	4.70E-05	ND	U	0.1	ND
1,2,3,7,8-PeCDD	3.20E-06	4.70E-05	ND	U	1	ND
1,2,3,7,8-PeCDF	1.80E-06	4.70E-05	ND	U	0.05	ND
2,3,4,6,7,8-HxCDF	1.40E-06	4.70E-05	ND	U (B)	0.1	ND
2,3,4,7,8-PeCDF	2.10E-06	4.70E-05	ND	U	0.5	ND
2,3,7,8-TCDD	1.50E-06	9.40E-06	ND	U	1	ND
2,3,7,8-TCDF	1.20E-06	9.40E-06	ND	U	0.1	ND
OCDD	4.50E-06	9.40E-05	9.10E-04	--	0.0001	9.10E-08
OCDF	2.70E-06	9.40E-05	ND	U (B)	0.0001	ND

TCDD TEQ w/out DNQ Values	7.21E-07
----------------------------------	-----------------

TCDD TEQ BENCHMARK LIMIT = 2.80E-08

See attached notes for abbreviations, definitions, and other explanations for the data presented in this table.

OUTFALL 009 (WS-13 Drainage)

**FIRST QUARTER 2010 REPORTING SUMMARY
THE BOEING COMPANY
SANTA SUSANA FIELD LABORATORY
NPDES PERMIT CA0001309**

**Sample Type: Composite
Sample Date: February 20, 2010**

ANALYTE	LAB LOD (ug/L)	LAB RL (ug/L)	LAB RESULT (ug/L)	VALIDATION QUALIFIER	1998 WHO TEF	TCDD Equivalent (w/out DNQ Values) (ug/L)
1,2,3,4,6,7,8-HpCDD	1.70E-06	4.90E-05	ND	U (B)	0.01	ND
1,2,3,4,6,7,8-HpCDF	1.30E-06	3.50E-06	ND	U (B)	0.01	ND
1,2,3,4,7,8,9-HpCDF	2.20E-06	4.90E-05	ND	U	0.01	ND
1,2,3,4,7,8-HxCDD	1.10E-06	4.90E-05	ND	U	0.1	ND
1,2,3,4,7,8-HxCDF	7.20E-07	4.90E-05	ND	U	0.1	ND
1,2,3,6,7,8-HxCDD	9.00E-07	9.20E-07	ND	U (B)	0.1	ND
1,2,3,6,7,8-HxCDF	6.80E-07	4.90E-05	ND	U	0.1	ND
1,2,3,7,8,9-HxCDD	8.80E-07	4.90E-05	ND	U	0.1	ND
1,2,3,7,8,9-HxCDF	9.00E-07	4.90E-05	ND	U	0.1	ND
1,2,3,7,8-PeCDD	5.60E-07	4.90E-05	ND	U	1	ND
1,2,3,7,8-PeCDF	3.60E-07	4.90E-05	ND	U	0.05	ND
2,3,4,6,7,8-HxCDF	6.60E-07	4.90E-05	ND	U	0.1	ND
2,3,4,7,8-PeCDF	4.40E-07	4.90E-05	ND	U	0.5	ND
2,3,7,8-TCDD	3.00E-08	9.80E-06	ND	U	1	ND
2,3,7,8-TCDF	2.00E-08	9.80E-06	ND	U	0.1	ND
OCDD	1.20E-06	9.80E-05	1.40E-04	--	0.0001	1.40E-08
OCDF	7.70E-07	6.70E-06	ND	U (B)	0.0001	ND

TCDD TEQ w/out DNQ Values	1.40E-08
----------------------------------	-----------------

TCDD TEQ BENCHMARK LIMIT = 2.80E-08

See attached notes for abbreviations, definitions, and other explanations for the data presented in this table.

OUTFALL 009 (WS-13 Drainage)

**FIRST QUARTER 2010 REPORTING SUMMARY
THE BOEING COMPANY
SANTA SUSANA FIELD LABORATORY
NPDES PERMIT CA0001309**

**Sample Type: Composite
Sample Date: February 27-28, 2010**

ANALYTE	LAB LOD (ug/L)	LAB RL (ug/L)	LAB RESULT (ug/L)	VALIDATION QUALIFIER	1998 WHO TEF	TCDD Equivalent (w/out DNQ Values) (ug/L)
1,2,3,4,6,7,8-HpCDD	1.40E-05	4.90E-05	1.00E-04	--	0.01	1.00E-06
1,2,3,4,6,7,8-HpCDF	4.30E-06	1.80E-05	ND	UJ (*III)	0.01	ND
1,2,3,4,7,8,9-HpCDF	6.50E-06	4.90E-05	ND	U	0.01	ND
1,2,3,4,7,8-HxCDD	6.70E-06	4.90E-05	ND	U	0.1	ND
1,2,3,4,7,8-HxCDF	2.80E-06	4.90E-05	ND	U	0.1	ND
1,2,3,6,7,8-HxCDD	6.50E-06	4.90E-05	ND	U	0.1	ND
1,2,3,6,7,8-HxCDF	2.40E-06	4.90E-05	ND	U	0.1	ND
1,2,3,7,8,9-HxCDD	5.30E-06	8.10E-06	ND	UJ (*III)	0.1	ND
1,2,3,7,8,9-HxCDF	2.70E-06	4.90E-05	ND	U	0.1	ND
1,2,3,7,8-PeCDD	4.90E-06	4.90E-05	ND	U	1	ND
1,2,3,7,8-PeCDF	2.60E-06	4.90E-05	ND	U	0.05	ND
2,3,4,6,7,8-HxCDF	2.50E-06	2.10E-06	ND	UJ (*III)	0.1	ND
2,3,4,7,8-PeCDF	3.20E-06	4.90E-05	ND	U	0.5	ND
2,3,7,8-TCDD	1.80E-06	9.70E-06	ND	U	1	ND
2,3,7,8-TCDF	1.70E-06	9.70E-06	ND	U	0.1	ND
OCDD	1.90E-05	9.70E-05	8.80E-04	--	0.0001	8.80E-08
OCDF	8.30E-06	9.70E-05	5.40E-05	J (DNQ)	0.0001	ND
TCDD TEQ w/out DNQ Values						1.09E-06

TCDD TEQ BENCHMARK LIMIT = 2.80E-08

See attached notes for abbreviations, definitions, and other explanations for the data presented in this table.

OUTFALL 009 (WS-13 Drainage)

**FIRST QUARTER 2010 REPORTING SUMMARY
THE BOEING COMPANY
SANTA SUSANA FIELD LABORATORY
NPDES PERMIT CA0001309**

**Sample Type: Composite
Sample Date March 6-7, 2010**

ANALYTE	LAB LOD (ug/L)	LAB RL (ug/L)	LAB RESULT (ug/L)	VALIDATION QUALIFIER	1998 WHO TEF	TCDD Equivalent (w/out DNQ Values) (ug/L)
1,2,3,4,6,7,8-HpCDD	7.00E-07	5.00E-05	ND	U (B)	0.01	ND
1,2,3,4,6,7,8-HpCDF	4.90E-07	6.20E-06	ND	U (B)	0.01	ND
1,2,3,4,7,8,9-HpCDF	7.20E-07	1.20E-06	ND	U (B)	0.01	ND
1,2,3,4,7,8-HxCDD	2.10E-07	9.90E-07	ND	U (B)	0.1	ND
1,2,3,4,7,8-HxCDF	2.00E-08	5.00E-05	ND	U (B)	0.1	ND
1,2,3,6,7,8-HxCDD	1.90E-07	1.80E-06	ND	U (B)	0.1	ND
1,2,3,6,7,8-HxCDF	2.00E-08	1.00E-06	ND	U (B)	0.1	ND
1,2,3,7,8,9-HxCDD	1.80E-07	1.80E-06	ND	U (B)	0.1	ND
1,2,3,7,8,9-HxCDF	3.00E-08	7.60E-07	ND	U (B)	0.1	ND
1,2,3,7,8-PeCDD	5.70E-07	5.00E-05	ND	U	1	ND
1,2,3,7,8-PeCDF	4.00E-08	5.00E-05	ND	U	0.05	ND
2,3,4,6,7,8-HxCDF	2.00E-08	5.00E-05	ND	U (B)	0.1	ND
2,3,4,7,8-PeCDF	4.00E-08	5.00E-05	ND	U	0.5	ND
2,3,7,8-TCDD	3.00E-08	1.00E-05	ND	U	1	ND
2,3,7,8-TCDF	3.00E-08	1.00E-05	ND	U	0.1	ND
OCDD	1.10E-06	1.00E-04	2.90E-04	--	0.0001	2.90E-08
OCDF	5.50E-07	1.00E-04	ND	U (B)	0.0001	ND

TCDD TEQ w/out DNQ Values	2.90E-08
----------------------------------	-----------------

TCDD TEQ BENCHMARK LIMIT = 2.80E-08

See attached notes for abbreviations, definitions, and other explanations for the data presented in this table.

OUTFALL 009 (WS-13 Drainage)

**FIRST QUARTER 2010 REPORTING SUMMARY
THE BOEING COMPANY
SANTA SUSANA FIELD LABORATORY
NPDES PERMIT CA0001309**

January 1 through March 31, 2010

ANALYTE	UNITS	Benchmark Limit Daily Max/Monthly Avg	01/18/2010-01/19/2010		
			Sample Type	Result	Concentration Result Validation Qualifier
Max discharge for event	MGD	17.8	Meas	2.41809	*
Chloride	LBS/DAY	22,268/-	Comp	50.42	*
Fluoride	LBS/DAY	238/-	ANR	ANR	ANR
Nitrate + Nitrite as Nitrogen (N)	LBS/DAY	1,485/-	Comp	9.68	*
Oil & Grease	LBS/DAY	2,227/-	Grab	ND	*
Perchlorate	LBS/DAY	0.89/-	Comp	ND	*
Sulfate	LBS/DAY	37,113/-	Comp	56.47	*
Total Dissolved Solids	LBS/DAY	126,184/-	Comp	1149.51	*
Antimony	LBS/DAY	0.89/-	Comp	0.01	J (DNQ)
Boron	LBS/DAY	148/-	ANR	ANR	ANR
Cadmium	LBS/DAY	0.59/-	Comp	0.0030	J (DNQ)
Copper	LBS/DAY	2.08/-	Comp	0.13	J (*III)
Lead	LBS/DAY	0.77/-	Comp	0.19	--
Mercury	LBS/DAY	0.02/-	Comp	ND	U
Nickel	LBS/DAY	14.9/-	ANR	ANR	ANR
Thallium	LBS/DAY	0.3/-	Comp	ND	U
TCDD TEQ_NoDNQ	LBS/DAY	4.20E-09/-	Comp	6.91E-08	--

OUTFALL 009 (WS-13 Drainage)

**FIRST QUARTER 2010 REPORTING SUMMARY
THE BOEING COMPANY
SANTA SUSANA FIELD LABORATORY
NPDES PERMIT CA0001309**

January 1 through March 31, 2010

ANALYTE	UNITS	Benchmark Limit Daily Max/Monthly Avg	2/5/2010		
			Sample Type	Result	Concentration Result Validation Qualifier
Max discharge for event	MGD	17.8	Meas	1.10751	*
Chloride	LBS/DAY	22,268/-	Comp	49.88	*
Fluoride	LBS/DAY	238/-	Comp	1.85	B*
Nitrate + Nitrite as Nitrogen (N)	LBS/DAY	1,485/-	Comp	5.08	*
Oil & Grease	LBS/DAY	2,227/-	Grab	ND	*
Perchlorate	LBS/DAY	0.89/-	Comp	ND	*
Sulfate	LBS/DAY	37,113/-	Comp	91.44	*
Total Dissolved Solids	LBS/DAY	126,184/-	Comp	729.69	*
Antimony	LBS/DAY	0.89/-	Comp	0.0048	J* (DNQ)
Boron	LBS/DAY	148/-	Comp	ND	U (B)
Cadmium	LBS/DAY	0.59/-	Comp	ND	*
Copper	LBS/DAY	2.08/-	Comp	0.04	*
Lead	LBS/DAY	0.77/-	Comp	0.03	*
Mercury	LBS/DAY	0.02/-	Comp	ND	U
Nickel	LBS/DAY	14.9/-	Comp	ND	U
Thallium	LBS/DAY	0.3/-	Comp	ND	*
TCDD TEQ_NoDNQ	LBS/DAY	4.20E-09/-	Comp	6.66E-09	--

OUTFALL 009 (WS-13 Drainage)

FIRST QUARTER 2010 REPORTING SUMMARY THE BOEING COMPANY SANTA SUSANA FIELD LABORATORY NPDES PERMIT CA0001309

January 1 through March 31, 2010

ANALYTE	UNITS	Benchmark Limit Daily Max/Monthly Avg	2/20/2010		
			Sample Type	Result	Concentration Result Validation Qualifier
Max discharge for event	MGD	17.8	Meas	0.019205	*
Chloride	LBS/DAY	22,268/-	Comp	1.92	*
Fluoride	LBS/DAY	238/-	ANR	ANR	ANR
Nitrate + Nitrite as Nitrogen (N)	LBS/DAY	1,485/-	Comp	0.05	*
Oil & Grease	LBS/DAY	2,227/-	Grab	ND	*
Perchlorate	LBS/DAY	0.89/-	Comp	ND	*
Sulfate	LBS/DAY	37,113/-	Comp	3.20	*
Total Dissolved Solids	LBS/DAY	126,184/-	Comp	25.63	*
Antimony	LBS/DAY	0.89/-	Comp	0.00012	J* (DNQ)
Boron	LBS/DAY	148/-	ANR	ANR	ANR
Cadmium	LBS/DAY	0.59/-	Comp	ND	*
Copper	LBS/DAY	2.08/-	Comp	0.00046	*
Lead	LBS/DAY	0.77/-	Comp	ND	*
Mercury	LBS/DAY	0.02/-	Comp	ND	U
Nickel	LBS/DAY	14.9/-	ANR	ANR	ANR
Thallium	LBS/DAY	0.3/-	Comp	ND	*
TCDD TEQ_NoDNQ	LBS/DAY	4.20E-09/-	Comp	2.24E-12	--

OUTFALL 009 (WS-13 Drainage)

**FIRST QUARTER 2010 REPORTING SUMMARY
THE BOEING COMPANY
SANTA SUSANA FIELD LABORATORY
NPDES PERMIT CA0001309**

January 1 through March 31, 2010

ANALYTE	UNITS	Benchmark Limit Daily Max/Monthly Avg	02/27/2010-02/28/2010		
			Sample Type	Result	Concentration Result Validation Qualifier
Max discharge for event	MGD	17.8	Meas	1.5285	*
Chloride	LBS/DAY	22,268/-	Comp	48.44	*
Fluoride	LBS/DAY	238/-	ANR	ANR	ANR
Nitrate + Nitrite as Nitrogen (N)	LBS/DAY	1,485/-	Comp	5.35	*
Oil & Grease	LBS/DAY	2,227/-	Grab	ND	*
Perchlorate	LBS/DAY	0.89/-	Comp	ND	*
Sulfate	LBS/DAY	37,113/-	Comp	70.11	*
Total Dissolved Solids	LBS/DAY	126,184/-	Comp	1007.07	*
Antimony	LBS/DAY	0.89/-	Comp	0.02	J (DNQ)
Boron	LBS/DAY	148/-	ANR	ANR	ANR
Cadmium	LBS/DAY	0.59/-	Comp	0.0017	J (DNQ)
Copper	LBS/DAY	2.08/-	Comp	0.09	J (*III)
Lead	LBS/DAY	0.77/-	Comp	0.11	--
Mercury	LBS/DAY	0.02/-	Comp	ND	U
Nickel	LBS/DAY	14.9/-	ANR	ANR	ANR
Thallium	LBS/DAY	0.3/-	Comp	ND	U
TCDD TEQ_NoDNQ	LBS/DAY	4.20E-09/-	Comp	1.39E-08	--

OUTFALL 009 (WS-13 Drainage)

**FIRST QUARTER 2010 REPORTING SUMMARY
THE BOEING COMPANY
SANTA SUSANA FIELD LABORATORY
NPDES PERMIT CA0001309**

January 1 through March 31, 2010

ANALYTE	UNITS	Benchmark Limit Daily Max/Monthly Avg	03/06/2010-03/07/2010		
			Sample Type	Result	Concentration Result Validation Qualifier
Max discharge for event	MGD	17.8	Meas	0.114965	*
Chloride	LBS/DAY	22,268/-	Comp	7.48	*
Fluoride	LBS/DAY	238/-	ANR	ANR	ANR
Nitrate + Nitrite as Nitrogen (N)	LBS/DAY	1,485/-	Comp	0.25	*
Oil & Grease	LBS/DAY	2,227/-	Grab	ND	*
Perchlorate	LBS/DAY	0.89/-	ANR	ANR	ANR
Sulfate	LBS/DAY	37,113/-	Comp	11.51	*
Total Dissolved Solids	LBS/DAY	126,184/-	Comp	115.06	*
Antimony	LBS/DAY	0.89/-	Comp	0.00076	J* (DNQ)
Boron	LBS/DAY	148/-	ANR	ANR	ANR
Cadmium	LBS/DAY	0.59/-	Comp	ND	*
Copper	LBS/DAY	2.08/-	Comp	0.0031	*
Lead	LBS/DAY	0.77/-	Comp	0.0011	*
Mercury	LBS/DAY	0.02/-	Comp	ND	U
Nickel	LBS/DAY	14.9/-	ANR	ANR	ANR
Thallium	LBS/DAY	0.3/-	Comp	ND	*
TCDD TEQ_NoDNQ	LBS/DAY	4.20E-09/-	Comp	2.78E-11	--

OUTFALL 010 (Building 203)

**FIRST QUARTER 2010 REPORTING SUMMARY
THE BOEING COMPANY
SANTA SUSANA FIELD LABORATORY
NPDES PERMIT CA0001309**

January 1 through March 31, 2010

ANALYTE	UNITS	Permit Limit Daily Max/Monthly Avg	1/18/2010-1/19/2010		
			SAMPLE TYPE	RESULT	VALIDATION QUALIFIER
Chloride	mg/L	150/-	Comp	6.8	*
Fluoride	mg/L	1.6/-	ANR	ANR	ANR
Nitrate + Nitrite as Nitrogen (N)	mg/L	10/-	Comp	0.71	*
Oil & Grease	mg/L	15/-	Grab	ND < 1.3	*
Perchlorate	ug/L	6.0/-	ANR	ANR	ANR
pH (Field)	pH units	6.5-8.5/-	Grab	6.8	*
Sulfate	mg/L	250/-	Comp	5.2	*
Temperature	deg. F	86/-	Grab	53	*
Total Cyanide	ug/L	-/-	ANR	ANR	ANR
Total Dissolved Solids	mg/L	850/-	Comp	100	*
Hardness	mg/L	-/-	ANR	ANR	ANR
Hardness, dissolved	mg/L	-/-	ANR	ANR	ANR
Total Suspended Solids	mg/L	-/-	ANR	ANR	ANR
Volume Discharged	MGD	17.8/-	Meas	0.042765	*
METALS					
Aluminum	ug/L	-/-	ANR	ANR	ANR
Aluminum, dissolved	ug/L	-/-	ANR	ANR	ANR
Antimony	ug/L	6.0/-	Comp	0.43	Ja* (DNQ)
Antimony, dissolved	ug/L	-/-	Comp	0.41	Ja* (DNQ)
Arsenic	ug/L	-/-	ANR	ANR	ANR
Arsenic, dissolved	ug/L	-/-	ANR	ANR	ANR
Beryllium	ug/L	-/-	ANR	ANR	ANR
Beryllium, dissolved	ug/L	-/-	ANR	ANR	ANR
Boron	mg/L	1.0/-	ANR	ANR	ANR
Boron, dissolved	mg/L	-/-	ANR	ANR	ANR
Cadmium	ug/L	4.0/-	Comp	ND < 0.10	*
Cadmium, dissolved	ug/L	-/-	Comp	ND < 0.10	*
Calcium	mg/L	-/-	ANR	ANR	ANR
Calcium, Dissolved	mg/L	-/-	ANR	ANR	ANR
Chromium	ug/L	-/-	ANR	ANR	ANR
Chromium, dissolved	ug/L	-/-	ANR	ANR	ANR
Chromium VI	ug/L	-/-	ANR	ANR	ANR
Copper	ug/L	14.0/-	Comp	4.0	*
Copper, dissolved	ug/L	-/-	Comp	1.9	Ja* (DNQ)
Iron	mg/L	-/-	ANR	ANR	ANR
Iron, dissolved	mg/L	-/-	ANR	ANR	ANR
Lead	ug/L	5.2/-	Comp	1.7	*
Lead, dissolved	ug/L	-/-	Comp	ND < 0.20	C*
Magnesium	mg/L	-/-	ANR	ANR	ANR
Magnesium, Dissolved	mg/L	-/-	ANR	ANR	ANR
Mercury	ug/L	0.13/-	Comp	ND < 0.10	U
Mercury, dissolved	ug/L	-/-	Comp	ND < 0.10	U
Nickel	ug/L	100/-	ANR	ANR	ANR
Nickel, dissolved	ug/L	-/-	ANR	ANR	ANR
Selenium	ug/L	-/-	ANR	ANR	ANR
Selenium, dissolved	ug/L	-/-	ANR	ANR	ANR
Silver	ug/L	-/-	ANR	ANR	ANR
Silver, dissolved	ug/L	-/-	ANR	ANR	ANR
Thallium	ug/L	2.0/-	Comp	ND < 0.20	*
Thallium, dissolved	ug/L	-/-	Comp	ND < 0.20	C*
Vanadium	ug/L	-/-	ANR	ANR	ANR
Vanadium, dissolved	ug/L	-/-	ANR	ANR	ANR
Zinc	ug/L	-/-	ANR	ANR	ANR
Zinc, dissolved	ug/L	-/-	ANR	ANR	ANR
ORGANICS					
Benzene	ug/L	-/-	ANR	ANR	ANR
Carbon Tetrachloride	ug/L	-/-	ANR	ANR	ANR
Chloroform	ug/L	-/-	ANR	ANR	ANR
1,1-Dichloroethane	ug/L	-/-	ANR	ANR	ANR
1,2-Dichloroethane	ug/L	-/-	ANR	ANR	ANR

OUTFALL 010 (Building 203)

**FIRST QUARTER 2010 REPORTING SUMMARY
THE BOEING COMPANY
SANTA SUSANA FIELD LABORATORY
NPDES PERMIT CA0001309**

January 1 through March 31, 2010

ANALYTE	UNITS	Permit Limit Daily Max/Monthly Avg	1/18/2010-1/19/2010		
			SAMPLE TYPE	RESULT	VALIDATION QUALIFIER
1,1-Dichloroethene	ug/L	-/-	ANR	ANR	ANR
Ethylbenzene	ug/L	-/-	ANR	ANR	ANR
Tetrachloroethene	ug/L	-/-	ANR	ANR	ANR
Toluene	ug/L	-/-	ANR	ANR	ANR
Xylenes (Total)	ug/L	-/-	ANR	ANR	ANR
1,1,1-Trichloroethane	ug/L	-/-	ANR	ANR	ANR
1,1,2-Trichloroethane	ug/L	-/-	ANR	ANR	ANR
Trichloroethene	ug/L	-/-	ANR	ANR	ANR
Trichlorofluoromethane	ug/L	-/-	ANR	ANR	ANR
Trichlorotrifluoroethane (Freon 113)	ug/L	-/-	ANR	ANR	ANR
Vinyl chloride	ug/L	-/-	ANR	ANR	ANR
ADDITIONAL ANALYTES					
2,4,5-Trichlorophenol	ug/L	-/-	ANR	ANR	ANR
1,1,2,2-Tetrachloroethane	ug/L	-/-	ANR	ANR	ANR
1,2,4-Trichlorobenzene	ug/L	-/-	ANR	ANR	ANR
1,2-Dichlorobenzene	ug/L	-/-	ANR	ANR	ANR
1,2-Dichlorobenzene	ug/L	-/-	ANR	ANR	ANR
1,2-Dichloropropane	ug/L	-/-	ANR	ANR	ANR
1,2-Diphenylhydrazine/Azobenzene	ug/L	-/-	ANR	ANR	ANR
1,3-Dichlorobenzene	ug/L	-/-	ANR	ANR	ANR
1,3-Dichlorobenzene	ug/L	-/-	ANR	ANR	ANR
1,4-Dichlorobenzene	ug/L	-/-	ANR	ANR	ANR
1,4-Dichlorobenzene	ug/L	-/-	ANR	ANR	ANR
2,4,6-Trichlorophenol	ug/L	-/-	ANR	ANR	ANR
2,4-Dichlorophenol	ug/L	-/-	ANR	ANR	ANR
2,4-Dimethylphenol	ug/L	-/-	ANR	ANR	ANR
2,4-Dinitrophenol	ug/L	-/-	ANR	ANR	ANR
2,4-Dinitrotoluene	ug/L	-/-	ANR	ANR	ANR
2,6-Dinitrotoluene	ug/L	-/-	ANR	ANR	ANR
2-Chloroethylvinylether	ug/L	-/-	ANR	ANR	ANR
2-Chloronaphthalene	ug/L	-/-	ANR	ANR	ANR
2-Chlorophenol	ug/L	-/-	ANR	ANR	ANR
2-Methyl-4,6-dinitrophenol	ug/L	-/-	ANR	ANR	ANR
2-Methylnaphthalene	ug/L	-/-	ANR	ANR	ANR
2-Methylphenol	ug/L	-/-	ANR	ANR	ANR
2-Nitrophenol	ug/L	-/-	ANR	ANR	ANR
3,3'-Dichlorobenzidine	ug/L	-/-	ANR	ANR	ANR
4,4'-DDD	ug/L	-/-	ANR	ANR	ANR
4,4'-DDE	ug/L	-/-	ANR	ANR	ANR
4,4'-DDT	ug/L	-/-	ANR	ANR	ANR
4-Bromophenylphenylether	ug/L	-/-	ANR	ANR	ANR
4-Chloro-3-methylphenol	ug/L	-/-	ANR	ANR	ANR
4-Chloroaniline	ug/L	-/-	ANR	ANR	ANR
4-Chlorophenylphenylether	ug/L	-/-	ANR	ANR	ANR
4-Nitrophenol	ug/L	-/-	ANR	ANR	ANR
Acenaphthene	ug/L	-/-	ANR	ANR	ANR
Acenaphthylene	ug/L	-/-	ANR	ANR	ANR
Acrolein	ug/L	-/-	ANR	ANR	ANR
Acrylonitrile	ug/L	-/-	ANR	ANR	ANR
Acute Toxicity	% SURVIVAL	70-100/-	ANR	ANR	ANR
Aldrin	ug/L	-/-	ANR	ANR	ANR
alpha-BHC	ug/L	-/-	ANR	ANR	ANR
Aniline	ug/L	-/-	ANR	ANR	ANR
Anthracene	ug/L	-/-	ANR	ANR	ANR
Aroclor-1016	ug/L	-/-	ANR	ANR	ANR
Aroclor-1221	ug/L	-/-	ANR	ANR	ANR
Aroclor-1232	ug/L	-/-	ANR	ANR	ANR
Aroclor-1242	ug/L	-/-	ANR	ANR	ANR
Aroclor-1248	ug/L	-/-	ANR	ANR	ANR
Aroclor-1254	ug/L	-/-	ANR	ANR	ANR
Aroclor-1260	ug/L	-/-	ANR	ANR	ANR

OUTFALL 010 (Building 203)

**FIRST QUARTER 2010 REPORTING SUMMARY
THE BOEING COMPANY
SANTA SUSANA FIELD LABORATORY
NPDES PERMIT CA0001309**

January 1 through March 31, 2010

ANALYTE	UNITS	Permit Limit Daily Max/Monthly Avg	1/18/2010-1/19/2010		
			SAMPLE TYPE	RESULT	VALIDATION QUALIFIER
Benzidine	ug/L	-/-	ANR	ANR	ANR
Benzo(a)anthracene	ug/L	-/-	ANR	ANR	ANR
Benzo(a)pyrene	ug/L	-/-	ANR	ANR	ANR
Benzo(b)fluoranthene	ug/L	-/-	ANR	ANR	ANR
Benzo(g,h,i)perylene	ug/L	-/-	ANR	ANR	ANR
Benzo(k)fluoranthene	ug/L	-/-	ANR	ANR	ANR
Benzoic acid	ug/L	-/-	ANR	ANR	ANR
Benzyl alcohol	ug/L	-/-	ANR	ANR	ANR
beta-BHC	ug/L	-/-	ANR	ANR	ANR
bis (2-Chloroethyl) ether	ug/L	-/-	ANR	ANR	ANR
bis (2-ethylhexyl) Phthalate	ug/L	-/-	ANR	ANR	ANR
bis(2-Chloroethoxy) methane	ug/L	-/-	ANR	ANR	ANR
bis(2-Chloroisopropyl) ether	ug/L	-/-	ANR	ANR	ANR
Bromodichloromethane	ug/L	-/-	ANR	ANR	ANR
Bromoform	ug/L	-/-	ANR	ANR	ANR
Bromomethane	ug/L	-/-	ANR	ANR	ANR
Butylbenzylphthalate	ug/L	-/-	ANR	ANR	ANR
Chlordane	ug/L	-/-	ANR	ANR	ANR
Chlorobenzene	ug/L	-/-	ANR	ANR	ANR
Chloroethane	ug/L	-/-	ANR	ANR	ANR
Chloromethane	ug/L	-/-	ANR	ANR	ANR
Chlorpyrifos	ug/L	-/-	ANR	ANR	ANR
Chronic Toxicity	TUC	1.0/-	ANR	ANR	ANR
Chrysene	ug/L	-/-	ANR	ANR	ANR
cis-1,2-Dichloroethene	ug/L	-/-	ANR	ANR	ANR
cis-1,3-Dichloropropene	ug/L	-/-	ANR	ANR	ANR
delta-BHC	ug/L	-/-	ANR	ANR	ANR
Diazinon	ug/L	-/-	ANR	ANR	ANR
Dibenzo(a,h)anthracene	ug/L	-/-	ANR	ANR	ANR
Dibenzofuran	ug/L	-/-	ANR	ANR	ANR
Dibromochloromethane	ug/L	-/-	ANR	ANR	ANR
Dieldrin	ug/L	-/-	ANR	ANR	ANR
Diethylphthalate	ug/L	-/-	ANR	ANR	ANR
Dimethylphthalate	ug/L	-/-	ANR	ANR	ANR
Di-n-butylphthalate	ug/L	-/-	ANR	ANR	ANR
Di-n-octylphthalate	ug/L	-/-	ANR	ANR	ANR
Endosulfan I	ug/L	-/-	ANR	ANR	ANR
Endosulfan II	ug/L	-/-	ANR	ANR	ANR
Endosulfan sulfate	ug/L	-/-	ANR	ANR	ANR
Endrin	ug/L	-/-	ANR	ANR	ANR
Endrin aldehyde	ug/L	-/-	ANR	ANR	ANR
Endrin ketone	ug/L	-/-	ANR	ANR	ANR
Fluoranthene	ug/L	-/-	ANR	ANR	ANR
Fluorene	ug/L	-/-	ANR	ANR	ANR
Heptachlor	ug/L	-/-	ANR	ANR	ANR
Heptachlor epoxide	ug/L	-/-	ANR	ANR	ANR
Hexachlorobenzene	ug/L	-/-	ANR	ANR	ANR
Hexachlorobutadiene	ug/L	-/-	ANR	ANR	ANR
Hexachlorocyclopentadiene	ug/L	-/-	ANR	ANR	ANR
Hexachloroethane	ug/L	-/-	ANR	ANR	ANR
Indeno(1,2,3-cd)pyrene	ug/L	-/-	ANR	ANR	ANR
Isophorone	ug/L	-/-	ANR	ANR	ANR
Lindane (gamma-BHC)	ug/L	-/-	ANR	ANR	ANR
Methoxychlor	ug/L	-/-	ANR	ANR	ANR
Methylene Chloride	ug/L	-/-	ANR	ANR	ANR
m-Nitroaniline	ug/L	-/-	ANR	ANR	ANR
Naphthalene	ug/L	-/-	ANR	ANR	ANR
Nitrobenzene	ug/L	-/-	ANR	ANR	ANR
n-Nitrosodimethylamine	ug/L	-/-	ANR	ANR	ANR
n-Nitroso-di-n-propylamine	ug/L	-/-	ANR	ANR	ANR
n-Nitrosodiphenylamine	ug/L	-/-	ANR	ANR	ANR

OUTFALL 010 (Building 203)

**FIRST QUARTER 2010 REPORTING SUMMARY
THE BOEING COMPANY
SANTA SUSANA FIELD LABORATORY
NPDES PERMIT CA0001309**

January 1 through March 31, 2010

ANALYTE	UNITS	Permit Limit Daily Max/Monthly Avg	1/18/2010-1/19/2010		
			SAMPLE TYPE	RESULT	VALIDATION QUALIFIER
o-Nitroaniline	ug/L	-/-	ANR	ANR	ANR
p-Cresol	ug/L	-/-	ANR	ANR	ANR
Pentachlorophenol	ug/L	-/-	ANR	ANR	ANR
Phenanthrene	ug/L	-/-	ANR	ANR	ANR
Phenol	ug/L	-/-	ANR	ANR	ANR
p-Nitroaniline	ug/L	-/-	ANR	ANR	ANR
Pyrene	ug/L	-/-	ANR	ANR	ANR
Toxaphene	ug/L	-/-	ANR	ANR	ANR
trans-1,2-Dichloroethene	ug/L	-/-	ANR	ANR	ANR
trans-1,3-Dichloropropene	ug/L	-/-	ANR	ANR	ANR

OUTFALL 010 (Building 203)

**FIRST QUARTER 2010 REPORTING SUMMARY
THE BOEING COMPANY
SANTA SUSANA FIELD LABORATORY
NPDES PERMIT CA0001309**

January 1 through March 31, 2010

ANALYTE	UNITS	Permit Limit Daily Max/Monthly Avg	2/5/2010-2/6/2010			2/27/2010-2/28/2010		
			SAMPLE TYPE	RESULT	VALIDATION QUALIFIER	SAMPLE TYPE	RESULT	VALIDATION QUALIFIER
Chloride	mg/L	150/-	Comp	7.3	--	Comp	12	M1*
Fluoride	mg/L	1.6/-	Comp	0.20	--	ANR	ANR	ANR
Nitrate + Nitrite as Nitrogen (N)	mg/L	10/-	Comp	0.59	--	Comp	0.80	*
Oil & Grease	mg/L	15/-	Grab	ND < 1.4	U	Grab	ND < 1.3	*
Perchlorate	ug/L	6.0/-	Comp	ND < 0.90	U	ANR	ANR	ANR
pH (Field)	pH units	6.5-8.5/-	Grab	7.0	*	Grab	7.2	*
Sulfate	mg/L	250/-	Comp	7.4	--	Comp	11	*
Temperature	deg. F	86/-	Grab	52	*	Grab	53	*
Total Cyanide	ug/L	-/-	Comp	ND < 2.2	U	ANR	ANR	ANR
Total Dissolved Solids	mg/L	850/-	Comp	160	--	Comp	180	*
Hardness	mg/L	-/-	Comp	89	--	ANR	ANR	ANR
Hardness, dissolved	mg/L	-/-	Comp	72	--	ANR	ANR	ANR
Total Suspended Solids	mg/L	-/-	Comp	73	--	ANR	ANR	ANR
Volume Discharged	MGD	17.8/-	Meas	0.023715	*	Meas	0.01128	*
METALS								
Aluminum	ug/L	-/-	Comp	770	J (Q)	ANR	ANR	ANR
Aluminum, dissolved	ug/L	-/-	Comp	81	--	ANR	ANR	ANR
Antimony	ug/L	6.0/-	Comp	ND < 2.0	UJ (B)	Comp	0.43	Ja* (DNQ)
Antimony, dissolved	ug/L	-/-	Comp	0.57	J (DNQ)	Comp	0.42	Ja* (DNQ)
Arsenic	ug/L	-/-	Comp	ND < 7.0	UJ (C)	ANR	ANR	ANR
Arsenic, dissolved	ug/L	-/-	Comp	ND < 7.0	U	ANR	ANR	ANR
Beryllium	ug/L	-/-	Comp	ND < 0.90	U	ANR	ANR	ANR
Beryllium, dissolved	ug/L	-/-	Comp	ND < 0.90	U	ANR	ANR	ANR
Boron	mg/L	1.0/-	Comp	0.047	J (DNQ)	ANR	ANR	ANR
Boron, dissolved	mg/L	-/-	Comp	ND < 0.056	U (B)	ANR	ANR	ANR
Cadmium	ug/L	4.0/-	Comp	ND < 1.0	UJ (B, R)	Comp	0.19	Ja* (DNQ)
Cadmium, dissolved	ug/L	-/-	Comp	ND < 0.10	U	Comp	ND < 0.10	C*
Calcium	mg/L	-/-	Comp	30	--	ANR	ANR	ANR
Calcium, Dissolved	mg/L	-/-	Comp	24	--	ANR	ANR	ANR
Chromium	ug/L	-/-	Comp	ND < 2.0	U	ANR	ANR	ANR
Chromium, dissolved	ug/L	-/-	Comp	ND < 2.0	U	ANR	ANR	ANR
Chromium VI	ug/L	-/-	Grab	ND < 0.25	U	ANR	ANR	ANR
Copper	ug/L	14.0/-	Comp	4.4	J (*III)	Comp	5.4	B*
Copper, dissolved	ug/L	-/-	Comp	1.4	J (DNQ, *III)	Comp	1.3	Ja* (DNQ)
Iron	mg/L	-/-	Comp	0.74	--	ANR	ANR	ANR
Iron, dissolved	mg/L	-/-	Comp	ND < 0.081	U (B)	ANR	ANR	ANR
Lead	ug/L	5.2/-	Comp	1.9	--	Comp	2.2	*
Lead, dissolved	ug/L	-/-	Comp	ND < 0.20	U	Comp	ND < 0.20	*
Magnesium	mg/L	-/-	Comp	3.7	--	ANR	ANR	ANR
Magnesium, Dissolved	mg/L	-/-	Comp	2.8	--	ANR	ANR	ANR
Mercury	ug/L	0.13/-	Comp	ND < 0.10	U	Comp	ND < 0.10	U
Mercury, dissolved	ug/L	-/-	Comp	ND < 0.10	U	Comp	ND < 0.10	U
Nickel	ug/L	100/-	Comp	ND < 2.0	UJ (R)	ANR	ANR	ANR
Nickel, dissolved	ug/L	-/-	Comp	ND < 2.0	UJ (R)	ANR	ANR	ANR
Selenium	ug/L	-/-	Comp	ND < 20	U (\$)	ANR	ANR	ANR
Selenium, dissolved	ug/L	-/-	Comp	ND < 8.0	U	ANR	ANR	ANR
Silver	ug/L	-/-	Comp	ND < 6.0	U	ANR	ANR	ANR
Silver, dissolved	ug/L	-/-	Comp	ND < 6.0	U	ANR	ANR	ANR
Thallium	ug/L	2.0/-	Comp	ND < 0.20	U	Comp	ND < 0.20	*
Thallium, dissolved	ug/L	-/-	Comp	ND < 0.20	U	Comp	ND < 0.20	*
Vanadium	ug/L	-/-	Comp	4.6	J (DNQ)	ANR	ANR	ANR
Vanadium, dissolved	ug/L	-/-	Comp	ND < 3.0	U	ANR	ANR	ANR
Zinc	ug/L	-/-	Comp	8.7	J (DNQ)	ANR	ANR	ANR
Zinc, dissolved	ug/L	-/-	Comp	13	J (DNQ)	ANR	ANR	ANR
ORGANICS								
Benzene	ug/L	-/-	Grab	ND < 0.28	U	ANR	ANR	ANR
Carbon Tetrachloride	ug/L	-/-	Grab	ND < 0.28	UJ (C)	ANR	ANR	ANR
Chloroform	ug/L	-/-	Grab	ND < 0.33	U	ANR	ANR	ANR
1,1-Dichloroethane	ug/L	-/-	Grab	ND < 0.40	U	ANR	ANR	ANR
1,2-Dichloroethane	ug/L	-/-	Grab	ND < 0.28	U	ANR	ANR	ANR

OUTFALL 010 (Building 203)

**FIRST QUARTER 2010 REPORTING SUMMARY
THE BOEING COMPANY
SANTA SUSANA FIELD LABORATORY
NPDES PERMIT CA0001309**

January 1 through March 31, 2010

ANALYTE	UNITS	Permit Limit Daily Max/Monthly Avg	2/5/2010-2/6/2010			2/27/2010-2/28/2010		
			SAMPLE TYPE	RESULT	VALIDATION QUALIFIER	SAMPLE TYPE	RESULT	VALIDATION QUALIFIER
1,1-Dichloroethene	ug/L	-/-	Grab	ND < 0.42	U	ANR	ANR	ANR
Ethylbenzene	ug/L	-/-	Grab	ND < 0.25	U	ANR	ANR	ANR
Tetrachloroethene	ug/L	-/-	Grab	ND < 0.32	U	ANR	ANR	ANR
Toluene	ug/L	-/-	Grab	ND < 0.36	U	ANR	ANR	ANR
Xylenes (Total)	ug/L	-/-	Grab	ND < 0.90	U	ANR	ANR	ANR
1,1,1-Trichloroethane	ug/L	-/-	Grab	ND < 0.30	U	ANR	ANR	ANR
1,1,2-Trichloroethane	ug/L	-/-	Grab	ND < 0.30	U	ANR	ANR	ANR
Trichloroethene	ug/L	-/-	Grab	ND < 0.26	U	ANR	ANR	ANR
Trichlorofluoromethane	ug/L	-/-	Grab	ND < 0.34	U	ANR	ANR	ANR
Trichlorotrifluoroethane (Freon 113)	ug/L	-/-	Grab	ND < 0.50	U	ANR	ANR	ANR
Vinyl chloride	ug/L	-/-	Grab	ND < 0.40	U	ANR	ANR	ANR
ADDITIONAL ANALYTES								
2,4,5-Trichlorophenol	ug/L	-/-	Comp	ND < 2.8	U	ANR	ANR	ANR
1,1,2,2-Tetrachloroethane	ug/L	-/-	Grab	ND < 0.30	U	ANR	ANR	ANR
1,2,4-Trichlorobenzene	ug/L	-/-	Comp	ND < 2.4	U	ANR	ANR	ANR
1,2-Dichlorobenzene	ug/L	-/-	Comp	ND < 2.8	U	ANR	ANR	ANR
1,2-Dichlorobenzene	ug/L	-/-	Grab	ND < 0.32	U	ANR	ANR	ANR
1,2-Dichloropropane	ug/L	-/-	Grab	ND < 0.35	U	ANR	ANR	ANR
1,2-Diphenylhydrazine/Azobenzene	ug/L	-/-	Comp	ND < 2.4	U	ANR	ANR	ANR
1,3-Dichlorobenzene	ug/L	-/-	Comp	ND < 2.8	U	ANR	ANR	ANR
1,3-Dichlorobenzene	ug/L	-/-	Grab	ND < 0.35	U	ANR	ANR	ANR
1,4-Dichlorobenzene	ug/L	-/-	Comp	ND < 2.4	U	ANR	ANR	ANR
1,4-Dichlorobenzene	ug/L	-/-	Grab	ND < 0.37	U	ANR	ANR	ANR
2,4,6-Trichlorophenol	ug/L	-/-	Comp	ND < 4.2	U	ANR	ANR	ANR
2,4-Dichlorophenol	ug/L	-/-	Comp	ND < 3.3	U	ANR	ANR	ANR
2,4-Dimethylphenol	ug/L	-/-	Comp	ND < 3.3	U	ANR	ANR	ANR
2,4-Dinitrophenol	ug/L	-/-	Comp	ND < 7.5	UJ (C)	ANR	ANR	ANR
2,4-Dinitrotoluene	ug/L	-/-	Comp	ND < 3.3	U	ANR	ANR	ANR
2,6-Dinitrotoluene	ug/L	-/-	Comp	ND < 1.9	U	ANR	ANR	ANR
2-Chloroethylvinylether	ug/L	-/-	Grab	ND < 1.8	UJ (C)	ANR	ANR	ANR
2-Chloronaphthalene	ug/L	-/-	Comp	ND < 2.8	U	ANR	ANR	ANR
2-Chlorophenol	ug/L	-/-	Comp	ND < 2.8	U	ANR	ANR	ANR
2-Methyl-4,6-dinitrophenol	ug/L	-/-	Comp	ND < 3.8	U	ANR	ANR	ANR
2-Methylnaphthalene	ug/L	-/-	Comp	ND < 1.9	U	ANR	ANR	ANR
2-Methylphenol	ug/L	-/-	Comp	ND < 2.8	U	ANR	ANR	ANR
2-Nitrophenol	ug/L	-/-	Comp	ND < 3.3	U	ANR	ANR	ANR
3,3'-Dichlorobenzidine	ug/L	-/-	Comp	ND < 7.1	U	ANR	ANR	ANR
4,4'-DDD	ug/L	-/-	Comp	ND < 0.0019	UJ (C)	ANR	ANR	ANR
4,4'-DDE	ug/L	-/-	Comp	ND < 0.0028	UJ (C)	ANR	ANR	ANR
4,4'-DDT	ug/L	-/-	Comp	ND < 0.0038	UJ (C)	ANR	ANR	ANR
4-Bromophenylphenylether	ug/L	-/-	Comp	ND < 2.8	U	ANR	ANR	ANR
4-Chloro-3-methylphenol	ug/L	-/-	Comp	ND < 2.4	U	ANR	ANR	ANR
4-Chloroaniline	ug/L	-/-	Comp	ND < 1.9	U	ANR	ANR	ANR
4-Chlorophenylphenylether	ug/L	-/-	Comp	ND < 2.4	U	ANR	ANR	ANR
4-Nitrophenol	ug/L	-/-	Comp	ND < 5.2	U	ANR	ANR	ANR
Acenaphthene	ug/L	-/-	Comp	ND < 2.8	U	ANR	ANR	ANR
Acenaphthylene	ug/L	-/-	Comp	ND < 2.8	U	ANR	ANR	ANR
Acrolein	ug/L	-/-	Grab	ND < 4.0	R (R)	ANR	ANR	ANR
Acrylonitrile	ug/L	-/-	Grab	ND < 1.2	U	ANR	ANR	ANR
Acute Toxicity	% SURVIVAL	70-100/-	Grab	100	--	ANR	ANR	ANR
Aldrin	ug/L	-/-	Comp	ND < 0.0014	U	ANR	ANR	ANR
alpha-BHC	ug/L	-/-	Comp	ND < 0.0024	U	ANR	ANR	ANR
Aniline	ug/L	-/-	Comp	ND < 3.3	U	ANR	ANR	ANR
Anthracene	ug/L	-/-	Comp	ND < 2.4	U	ANR	ANR	ANR
Aroclor-1016	ug/L	-/-	Comp	ND < 0.24	UJ (C)	ANR	ANR	ANR
Aroclor-1221	ug/L	-/-	Comp	ND < 0.24	UJ (C)	ANR	ANR	ANR
Aroclor-1232	ug/L	-/-	Comp	ND < 0.24	UJ (C)	ANR	ANR	ANR
Aroclor-1242	ug/L	-/-	Comp	ND < 0.24	UJ (C)	ANR	ANR	ANR
Aroclor-1248	ug/L	-/-	Comp	ND < 0.24	U	ANR	ANR	ANR
Aroclor-1254	ug/L	-/-	Comp	ND < 0.24	U	ANR	ANR	ANR
Aroclor-1260	ug/L	-/-	Comp	ND < 0.24	U	ANR	ANR	ANR

OUTFALL 010 (Building 203)

**FIRST QUARTER 2010 REPORTING SUMMARY
THE BOEING COMPANY
SANTA SUSANA FIELD LABORATORY
NPDES PERMIT CA0001309**

January 1 through March 31, 2010

ANALYTE	UNITS	Permit Limit Daily Max/Monthly Avg	2/5/2010-2/6/2010			2/27/2010-2/28/2010		
			SAMPLE TYPE	RESULT	VALIDATION QUALIFIER	SAMPLE TYPE	RESULT	VALIDATION QUALIFIER
Benzidine	ug/L	-/-	Comp	ND < 9.4	UJ (C, *III)	ANR	ANR	ANR
Benzo(a)anthracene	ug/L	-/-	Comp	ND < 2.4	U	ANR	ANR	ANR
Benzo(a)pyrene	ug/L	-/-	Comp	ND < 2.8	U	ANR	ANR	ANR
Benzo(b)fluoranthene	ug/L	-/-	Comp	ND < 1.9	U	ANR	ANR	ANR
Benzo(g,h,i)perylene	ug/L	-/-	Comp	ND < 3.8	U	ANR	ANR	ANR
Benzo(k)fluoranthene	ug/L	-/-	Comp	ND < 2.4	U	ANR	ANR	ANR
Benzoic acid	ug/L	-/-	Comp	ND < 9.4	UJ (*III)	ANR	ANR	ANR
Benzyl alcohol	ug/L	-/-	Comp	ND < 3.3	UJ (C)	ANR	ANR	ANR
beta-BHC	ug/L	-/-	Comp	ND < 0.0038	U	ANR	ANR	ANR
bis (2-Chloroethyl) ether	ug/L	-/-	Comp	ND < 2.8	U	ANR	ANR	ANR
bis (2-ethylhexyl) Phthalate	ug/L	-/-	Comp	ND < 3.8	U	ANR	ANR	ANR
bis(2-Chloroethoxy) methane	ug/L	-/-	Comp	ND < 2.8	U	ANR	ANR	ANR
bis(2-Chloroisopropyl) ether	ug/L	-/-	Comp	ND < 2.4	U	ANR	ANR	ANR
Bromodichloromethane	ug/L	-/-	Grab	ND < 0.30	U	ANR	ANR	ANR
Bromoform	ug/L	-/-	Grab	ND < 0.40	UJ (C)	ANR	ANR	ANR
Bromomethane	ug/L	-/-	Grab	ND < 0.42	U	ANR	ANR	ANR
Butylbenzylphthalate	ug/L	-/-	Comp	ND < 3.8	U	ANR	ANR	ANR
Chlordane	ug/L	-/-	Comp	ND < 0.038	U	ANR	ANR	ANR
Chlorobenzene	ug/L	-/-	Grab	ND < 0.36	U	ANR	ANR	ANR
Chloroethane	ug/L	-/-	Grab	ND < 0.40	U	ANR	ANR	ANR
Chloromethane	ug/L	-/-	Grab	ND < 0.40	U	ANR	ANR	ANR
Chlorpyrifos	ug/L	-/-	Comp	ND < 0.010	U	ANR	ANR	ANR
Chronic Toxicity	TUC	1.0/-	ANR	ANR	ANR	ANR	ANR	ANR
Chrysene	ug/L	-/-	Comp	ND < 2.4	U	ANR	ANR	ANR
cis-1,2-Dichloroethene	ug/L	-/-	Grab	ND < 0.32	U	ANR	ANR	ANR
cis-1,3-Dichloropropene	ug/L	-/-	Grab	ND < 0.22	U	ANR	ANR	ANR
delta-BHC	ug/L	-/-	Comp	ND < 0.0033	U	ANR	ANR	ANR
Diazinon	ug/L	-/-	Comp	ND < 0.10	U	ANR	ANR	ANR
Dibenzo(a,h)anthracene	ug/L	-/-	Comp	ND < 2.8	U	ANR	ANR	ANR
Dibenzofuran	ug/L	-/-	Comp	ND < 3.8	U	ANR	ANR	ANR
Dibromochloromethane	ug/L	-/-	Grab	ND < 0.40	U	ANR	ANR	ANR
Dieldrin	ug/L	-/-	Comp	ND < 0.0019	UJ (C)	ANR	ANR	ANR
Diethylphthalate	ug/L	-/-	Comp	ND < 3.3	U	ANR	ANR	ANR
Dimethylphthalate	ug/L	-/-	Comp	ND < 2.4	U	ANR	ANR	ANR
Di-n-butylphthalate	ug/L	-/-	Comp	ND < 2.8	U	ANR	ANR	ANR
Di-n-octylphthalate	ug/L	-/-	Comp	ND < 3.3	U	ANR	ANR	ANR
Endosulfan I	ug/L	-/-	Comp	ND < 0.0019	UJ (C)	ANR	ANR	ANR
Endosulfan II	ug/L	-/-	Comp	ND < 0.0028	UJ (C)	ANR	ANR	ANR
Endosulfan sulfate	ug/L	-/-	Comp	ND < 0.0028	U	ANR	ANR	ANR
Endrin	ug/L	-/-	Comp	ND < 0.0019	UJ (C)	ANR	ANR	ANR
Endrin aldehyde	ug/L	-/-	Comp	ND < 0.0019	U	ANR	ANR	ANR
Endrin ketone	ug/L	-/-	Comp	ND < 0.0028	UJ (C)	ANR	ANR	ANR
Fluoranthene	ug/L	-/-	Comp	ND < 2.8	U	ANR	ANR	ANR
Fluorene	ug/L	-/-	Comp	ND < 2.8	U	ANR	ANR	ANR
Heptachlor	ug/L	-/-	Comp	ND < 0.0028	UJ (C)	ANR	ANR	ANR
Heptachlor epoxide	ug/L	-/-	Comp	ND < 0.0024	U	ANR	ANR	ANR
Hexachlorobenzene	ug/L	-/-	Comp	ND < 2.8	U	ANR	ANR	ANR
Hexachlorobutadiene	ug/L	-/-	Comp	ND < 3.8	U	ANR	ANR	ANR
Hexachlorocyclopentadiene	ug/L	-/-	Comp	ND < 4.7	UJ (C)	ANR	ANR	ANR
Hexachloroethane	ug/L	-/-	Comp	ND < 3.3	U	ANR	ANR	ANR
Indeno(1,2,3-cd)pyrene	ug/L	-/-	Comp	ND < 3.3	U	ANR	ANR	ANR
Isophorone	ug/L	-/-	Comp	ND < 2.8	U	ANR	ANR	ANR
Lindane (gamma-BHC)	ug/L	-/-	Comp	ND < 0.0028	U	ANR	ANR	ANR
Methoxychlor	ug/L	-/-	Comp	ND < 0.0033	U	ANR	ANR	ANR
Methylene Chloride	ug/L	-/-	Grab	ND < 0.95	U	ANR	ANR	ANR
m-Nitroaniline	ug/L	-/-	Comp	ND < 2.8	U	ANR	ANR	ANR
Naphthalene	ug/L	-/-	Comp	ND < 2.8	U	ANR	ANR	ANR
Nitrobenzene	ug/L	-/-	Comp	ND < 2.8	U	ANR	ANR	ANR
n-Nitrosodimethylamine	ug/L	-/-	Comp	ND < 2.4	U	ANR	ANR	ANR
n-Nitroso-di-n-propylamine	ug/L	-/-	Comp	ND < 3.3	U	ANR	ANR	ANR
n-Nitrosodiphenylamine	ug/L	-/-	Comp	ND < 1.9	UJ (C)	ANR	ANR	ANR

OUTFALL 010 (Building 203)

**FIRST QUARTER 2010 REPORTING SUMMARY
THE BOEING COMPANY
SANTA SUSANA FIELD LABORATORY
NPDES PERMIT CA0001309**

January 1 through March 31, 2010

ANALYTE	UNITS	Permit Limit Daily Max/Monthly Avg	2/5/2010-2/6/2010			2/27/2010-2/28/2010		
			SAMPLE TYPE	RESULT	VALIDATION QUALIFIER	SAMPLE TYPE	RESULT	VALIDATION QUALIFIER
o-Nitroaniline	ug/L	-/-	Comp	ND < 1.9	U	ANR	ANR	ANR
p-Cresol	ug/L	-/-	Comp	ND < 2.8	U	ANR	ANR	ANR
Pentachlorophenol	ug/L	-/-	Comp	ND < 3.3	UJ (C)	ANR	ANR	ANR
Phenanthrene	ug/L	-/-	Comp	ND < 3.3	U	ANR	ANR	ANR
Phenol	ug/L	-/-	Comp	ND < 1.9	U	ANR	ANR	ANR
p-Nitroaniline	ug/L	-/-	Comp	ND < 3.8	U	ANR	ANR	ANR
Pyrene	ug/L	-/-	Comp	ND < 3.8	U	ANR	ANR	ANR
Toxaphene	ug/L	-/-	Comp	ND < 0.24	U	ANR	ANR	ANR
trans-1,2-Dichloroethene	ug/L	-/-	Grab	ND < 0.30	U	ANR	ANR	ANR
trans-1,3-Dichloropropene	ug/L	-/-	Grab	ND < 0.32	U	ANR	ANR	ANR

OUTFALL 010 (Building 203)

**FIRST QUARTER 2010 REPORTING SUMMARY
THE BOEING COMPANY
SANTA SUSANA FIELD LABORATORY
NPDES PERMIT CA0001309**

**Sample Type: Composite
Sample Date: January 18-19, 2010**

ANALYTE	LAB LOD (ug/L)	LAB RL (ug/L)	LAB RESULT (ug/L)	VALIDATION QUALIFIER	1998 WHO TEF	TCDD Equivalent (w/out DNQ Values) (ug/L)
1,2,3,4,6,7,8-HpCDD	8.80E-06	4.80E-05	7.90E-05	--	0.01	7.90E-07
1,2,3,4,6,7,8-HpCDF	5.70E-06	4.80E-05	3.80E-05	J (DNQ)	0.01	ND
1,2,3,4,7,8,9-HpCDF	8.80E-06	4.80E-05	2.50E-05	J (DNQ)	0.01	ND
1,2,3,4,7,8-HxCDD	6.20E-06	4.80E-05	ND	U (B)	0.1	ND
1,2,3,4,7,8-HxCDF	6.20E-06	4.80E-05	ND	J (DNQ)	0.1	ND
1,2,3,6,7,8-HxCDD	5.80E-06	4.80E-05	ND	U (B)	0.1	ND
1,2,3,6,7,8-HxCDF	5.30E-06	4.80E-05	ND	U (B)	0.1	ND
1,2,3,7,8,9-HxCDD	4.80E-06	4.80E-05	1.60E-05	J (DNQ)	0.1	ND
1,2,3,7,8,9-HxCDF	5.50E-06	4.80E-05	ND	U (B)	0.1	ND
1,2,3,7,8-PeCDD	7.90E-06	1.60E-05	ND	UJ (*III)	1	ND
1,2,3,7,8-PeCDF	4.10E-06	1.30E-05	ND	UJ (*III)	0.05	ND
2,3,4,6,7,8-HxCDF	4.70E-06	4.80E-05	ND	U (B)	0.1	ND
2,3,4,7,8-PeCDF	4.80E-06	1.40E-05	ND	UJ (*III)	0.5	ND
2,3,7,8-TCDD	3.00E-06	2.80E-06	ND	UJ (*III)	1	ND
2,3,7,8-TCDF	3.30E-06	9.60E-06	ND	U	0.1	ND
OCDD	1.50E-05	9.60E-05	7.40E-04	--	0.0001	7.40E-08
OCDF	9.60E-06	9.60E-05	1.20E-04	--	0.0001	1.20E-08
TCDD TEQ w/out DNQ Values						8.76E-07

TCDD TEQ PERMIT LIMIT = 2.80E-08

See attached notes for abbreviations, definitions, and other explanations for the data presented in this table.

OUTFALL 010 (Building 203)

**FIRST QUARTER 2010 REPORTING SUMMARY
THE BOEING COMPANY
SANTA SUSANA FIELD LABORATORY
NPDES PERMIT CA0001309**

**Sample Type: Composite
Sample Date: February 5-6, 2010**

ANALYTE	LAB LOD (ug/L)	LAB RL (ug/L)	LAB RESULT (ug/L)	VALIDATION QUALIFIER	1998 WHO TEF	TCDD Equivalent (w/out DNQ Values) (ug/L)
1,2,3,4,6,7,8-HpCDD	1.80E-06	5.00E-05	1.40E-04	--	0.01	1.40E-06
1,2,3,4,6,7,8-HpCDF	8.80E-07	5.00E-05	3.80E-05	J (DNQ)	0.01	ND
1,2,3,4,7,8,9-HpCDF	1.50E-06	8.00E-06	ND	UJ (*III)	0.01	ND
1,2,3,4,7,8-HxCDD	4.40E-07	5.00E-05	4.40E-06	J (DNQ)	0.1	ND
1,2,3,4,7,8-HxCDF	4.80E-07	5.00E-05	5.30E-06	J (DNQ)	0.1	ND
1,2,3,6,7,8-HxCDD	3.70E-07	5.00E-05	6.70E-06	J (DNQ)	0.1	ND
1,2,3,6,7,8-HxCDF	4.00E-07	3.60E-06	ND	UJ (*III)	0.1	ND
1,2,3,7,8,9-HxCDD	3.40E-07	5.00E-05	4.50E-06	J (DNQ)	0.1	ND
1,2,3,7,8,9-HxCDF	5.40E-07	3.00E-06	ND	UJ (*III)	0.1	ND
1,2,3,7,8-PeCDD	6.40E-07	3.00E-06	ND	UJ (*III)	1	ND
1,2,3,7,8-PeCDF	4.90E-07	5.00E-05	3.10E-06	J (DNQ)	0.05	ND
2,3,4,6,7,8-HxCDF	4.00E-07	5.00E-05	3.40E-06	J (DNQ)	0.1	ND
2,3,4,7,8-PeCDF	5.90E-07	5.00E-05	3.50E-06	J (DNQ)	0.5	ND
2,3,7,8-TCDD	4.00E-07	1.10E-06	ND	UJ (*III)	1	ND
2,3,7,8-TCDF	2.00E-06	1.00E-05	ND	U	0.1	ND
OCDD	2.90E-06	1.00E-04	1.40E-03	--	0.0001	1.40E-07
OCDF	1.90E-06	1.00E-04	3.80E-04	--	0.0001	3.80E-08

TCDD TEQ w/out DNQ Values	1.58E-06
----------------------------------	-----------------

TCDD TEQ PERMIT LIMIT = 2.80E-08

See attached notes for abbreviations, definitions, and other explanations for the data presented in this table.

OUTFALL 010 (Building 203)

**FIRST QUARTER 2010 REPORTING SUMMARY
THE BOEING COMPANY
SANTA SUSANA FIELD LABORATORY
NPDES PERMIT CA0001309**

**Sample Type: Composite
Sample Date: February 27-28, 2010**

ANALYTE	LAB LOD (ug/L)	LAB RL (ug/L)	LAB RESULT (ug/L)	VALIDATION QUALIFIER	1998 WHO TEF	TCDD Equivalent (w/out DNQ Values) (ug/L)
1,2,3,4,6,7,8-HpCDD	2.70E-05	4.70E-05	9.00E-05	--	0.01	9.00E-07
1,2,3,4,6,7,8-HpCDF	7.50E-06	4.70E-05	1.90E-05	J (DNQ)	0.01	ND
1,2,3,4,7,8,9-HpCDF	1.00E-05	4.70E-05	ND	U	0.01	ND
1,2,3,4,7,8-HxCDD	1.10E-05	4.70E-05	ND	U	0.1	ND
1,2,3,4,7,8-HxCDF	4.00E-06	4.70E-05	ND	U	0.1	ND
1,2,3,6,7,8-HxCDD	9.20E-06	4.70E-05	ND	U	0.1	ND
1,2,3,6,7,8-HxCDF	3.50E-06	4.70E-05	ND	U	0.1	ND
1,2,3,7,8,9-HxCDD	7.90E-06	4.70E-05	ND	U	0.1	ND
1,2,3,7,8,9-HxCDF	3.80E-06	4.70E-05	ND	U	0.1	ND
1,2,3,7,8-PeCDD	7.70E-06	4.70E-05	ND	U	1	ND
1,2,3,7,8-PeCDF	3.60E-06	4.70E-05	ND	U	0.05	ND
2,3,4,6,7,8-HxCDF	3.40E-05	4.70E-05	ND	U	0.1	ND
2,3,4,7,8-PeCDF	4.50E-06	4.70E-05	ND	U	0.5	ND
2,3,7,8-TCDD	3.50E-06	9.40E-06	ND	U	1	ND
2,3,7,8-TCDF	2.00E-06	9.40E-06	ND	U	0.1	ND
OCDD	3.20E-05	9.40E-05	9.60E-04	--	0.0001	9.60E-08
OCDF	1.40E-05	9.40E-05	2.10E-04	--	0.0001	2.10E-08

TCDD TEQ w/out DNQ Values	1.02E-06
----------------------------------	-----------------

TCDD TEQ PERMIT LIMIT = 2.80E-08

See attached notes for abbreviations, definitions, and other explanations for the data presented in this table.

OUTFALL 010 (Building 203)

**FIRST QUARTER 2010 REPORTING SUMMARY
THE BOEING COMPANY
SANTA SUSANA FIELD LABORATORY
NPDES PERMIT CA0001309**

January 1 through March 31, 2010

ANALYTE	UNITS	Permit Limit Daily Max/Monthly Avg	01/18/2010-01/19/2010		
			Sample Type	Result	Concentration Result Validation Qualifier
Max discharge for event	MGD	17.8	Meas	0.025955	*
Chloride	LBS/DAY	22,268/-	Comp	1.47	*
Fluoride	LBS/DAY	238/-	ANR	ANR	ANR
Nitrate + Nitrite as Nitrogen (N)	LBS/DAY	1,485/-	Comp	0.15	*
Oil & Grease	LBS/DAY	2,227/-	Grab	ND	*
Perchlorate	LBS/DAY	0.89/-	ANR	ANR	ANR
Sulfate	LBS/DAY	37,113/-	Comp	1.13	*
Total Dissolved Solids	LBS/DAY	126,184/-	Comp	21.65	*
Antimony	LBS/DAY	0.89/-	Comp	0.000093	Ja* (DNQ)
Boron	LBS/DAY	148/-	ANR	ANR	ANR
Cadmium	LBS/DAY	0.59/-	Comp	ND	*
Copper	LBS/DAY	2.08/-	Comp	0.00087	*
Lead	LBS/DAY	0.77/-	Comp	0.00037	*
Mercury	LBS/DAY	0.02/-	Comp	ND	U
Nickel	LBS/DAY	14.9/-	ANR	ANR	ANR
Thallium	LBS/DAY	0.3/-	Comp	ND	*
TCDD TEQ_NoDNQ	LBS/DAY	4.20E-09/-	Comp	1.90E-10	--

OUTFALL 010 (Building 203)

**FIRST QUARTER 2010 REPORTING SUMMARY
THE BOEING COMPANY
SANTA SUSANA FIELD LABORATORY
NPDES PERMIT CA0001309**

January 1 through March 31, 2010

ANALYTE	UNITS	Permit Limit Daily Max/Monthly Avg	02/05/2010-02/06/2010		
			Sample Type	Result	Concentration Result Validation Qualifier
Max discharge for event	MGD	17.8	Meas	0.018005	*
Chloride	LBS/DAY	22,268/-	Comp	1.10	--
Fluoride	LBS/DAY	238/-	Comp	0.03	--
Nitrate + Nitrite as Nitrogen (N)	LBS/DAY	1,485/-	Comp	0.09	--
Oil & Grease	LBS/DAY	2,227/-	Grab	ND	U
Perchlorate	LBS/DAY	0.89/-	Comp	ND	U
Sulfate	LBS/DAY	37,113/-	Comp	1.11	--
Total Dissolved Solids	LBS/DAY	126,184/-	Comp	24.03	--
Antimony	LBS/DAY	0.89/-	Comp	ND	UJ (B)
Boron	LBS/DAY	148/-	Comp	0.01	J (DNQ)
Cadmium	LBS/DAY	0.59/-	Comp	ND	UJ (B, R)
Copper	LBS/DAY	2.08/-	Comp	0.00066	J (*III)
Lead	LBS/DAY	0.77/-	Comp	0.00029	--
Mercury	LBS/DAY	0.02/-	Comp	ND	U
Nickel	LBS/DAY	14.9/-	Comp	ND	UJ (R)
Thallium	LBS/DAY	0.3/-	Comp	ND	U
TCDD TEQ_NoDNQ	LBS/DAY	4.20E-09/-	Comp	2.37E-10	--

OUTFALL 010 (Building 203)

**FIRST QUARTER 2010 REPORTING SUMMARY
THE BOEING COMPANY
SANTA SUSANA FIELD LABORATORY
NPDES PERMIT CA0001309**

January 1 through March 31, 2010

ANALYTE	UNITS	Permit Limit Daily Max/Monthly Avg	02/27/2010-02/28/2010		
			Sample Type	Result	Concentration Result Validation Qualifier
Max discharge for event	MGD	17.8	Meas	0.01067	*
Chloride	LBS/DAY	22,268/-	Comp	1.07	M1*
Fluoride	LBS/DAY	238/-	ANR	ANR	ANR
Nitrate + Nitrite as Nitrogen (N)	LBS/DAY	1,485/-	Comp	0.07	*
Oil & Grease	LBS/DAY	2,227/-	Grab	ND	*
Perchlorate	LBS/DAY	0.89/-	ANR	ANR	ANR
Sulfate	LBS/DAY	37,113/-	Comp	0.98	*
Total Dissolved Solids	LBS/DAY	126,184/-	Comp	16.02	*
Antimony	LBS/DAY	0.89/-	Comp	0.000038	Ja* (DNQ)
Boron	LBS/DAY	148/-	ANR	ANR	ANR
Cadmium	LBS/DAY	0.59/-	Comp	0.000017	Ja* (DNQ)
Copper	LBS/DAY	2.08/-	Comp	0.00048	B*
Lead	LBS/DAY	0.77/-	Comp	0.00020	*
Mercury	LBS/DAY	0.02/-	Comp	ND	U
Nickel	LBS/DAY	14.9/-	ANR	ANR	ANR
Thallium	LBS/DAY	0.3/-	Comp	ND	*
TCDD TEQ_NoDNQ	LBS/DAY	4.20E-09/-	Comp	9.05E-11	--

**BMP EFFECTIVENESS
OUTFALL 010 (Building 203)**

**FIRST QUARTER 2010 REPORTING SUMMARY
THE BOEING COMPANY
SANTA SUSANA FIELD LABORATORY
NPDES PERMIT CA0001309**

January 1 through March 31, 2009

SAMPLE NAME	SAMPLE DATE	ANALYTE	UNITS	RESULT
010 EFF-1	01/18/10	Density	g/cc	1.0*
010 EFF-1	01/18/10	Sediment	mg/L	ND <10*
010 EFF-2	01/18/10	Density	g/cc	1.0*
010 EFF-2	01/18/10	Sediment	mg/L	63*
010 EFF-1	02/06/10	Density	g/cc	1.0*
010 EFF-1	02/06/10	Sediment	mg/L	74*
010 EFF-1	02/28/10	Density	g/cc	1.0
010 EFF-1	02/28/10	Sediment	mg/L	45

OUTFALL 011 (Perimeter Pond Weir)

**FIRST QUARTER 2010 REPORTING SUMMARY
THE BOEING COMPANY
SANTA SUSANA FIELD LABORATORY
NPDES PERMIT CA0001309**

January 1 through March 31, 2010

ANALYTE	UNITS	Permit Limit Daily Max/Monthly Avg	1/20/2010-1/21/2010			2/6/2010-2/7/2010		
			SAMPLE TYPE	RESULT	VALIDATION QUALIFIER	SAMPLE TYPE	RESULT	VALIDATION QUALIFIER
Ammonia as Nitrogen (N)	mg/L	10.1/1.96	Comp	ND < 0.50	*	Comp	ND < 0.50	*
Biochemical Oxygen Demand (BOD 5 day)	mg/L	30/20	Comp	1.6	Ja* (DNQ)	Comp	2.0	*
Chloride	mg/L	150/-	Comp	11	*	Comp	3.7	*
Specific Conductivity (Lab)	umhos/cm	-/-	Grab	170	--	Grab	140	--
Surfactants (MBAS)	mg/L	0.5/-	Comp	ND < 0.025	*	Comp	0.042	J* (DNQ)
Fluoride	mg/L	1.6/-	ANR	ANR	ANR	Comp	0.21	B*
Nitrate + Nitrite as Nitrogen (N)	mg/L	8.0/-	Comp	0.48	*	Comp	0.93	*
Nitrate as Nitrogen (N)	mg/L	8.0/-	Comp	0.46	*	Comp	0.93	*
Nitrite-N	mg/L	1.0/-	Comp	ND < 0.090	*	Comp	ND < 0.090	*
Oil & Grease	mg/L	15/10	Grab	ND < 1.3	*	Grab	ND < 1.3	*
Perchlorate	ug/L	6.0/-	Comp	ND < 0.90	*	Comp	ND < 0.90	*
pH (Field)	pH units	6.5-8.5/-	Grab	7.5	*	Grab	6.9	*
Total Settleable Solids	ml/L	0.3/0.1	Grab	0.10	--	Grab	ND < 0.10	*
Sulfate	mg/L	300/-	Comp	3.2	*	Comp	13	*
Temperature	deg. F	86/-	Grab	49	*	Grab	53	*
Total Cyanide	ug/L	8.5/4.3	Grab	ND < 2.2	*	Grab	ND < 2.2	*
Total Dissolved Solids	mg/L	950/-	Comp	120	*	Comp	120	*
Hardness	mg/L	-/-	ANR	ANR	ANR	Comp	53	--
Hardness, dissolved	mg/L	-/-	ANR	ANR	ANR	Comp	52	--
Total Organic Carbon	mg/L	-/-	ANR	ANR	ANR	Comp	10	--
Total Residual Chlorine (Field)	mg/L	0.1/-	ANR	ANR	ANR	Grab	0.06	*
Total Suspended Solids	mg/L	45/15	Comp	280	--	Comp	10	*
Turbidity	NTU	-/-	Comp	140	--	Comp	36	--
Volume Discharged	MGD	160/-	Meas	0.48396	*	Meas	0.1151	*
METALS								
Antimony	ug/L	6.0/-	ANR	ANR	ANR	Comp	1.0	J* (DNQ)
Antimony, dissolved	ug/L	-/-	ANR	ANR	ANR	Comp	1.0	J* (DNQ)
Arsenic	ug/L	10/-	ANR	ANR	ANR	Comp	ND < 7.0	U
Arsenic, dissolved	ug/L	-/-	ANR	ANR	ANR	Comp	ND < 7.0	U
Barium	mg/L	1.0/-	ANR	ANR	ANR	Comp	0.026	--
Barium, dissolved	mg/L	-/-	ANR	ANR	ANR	Comp	0.016	--
Beryllium	ug/L	4.0/-	ANR	ANR	ANR	Comp	ND < 0.90	U
Beryllium, dissolved	ug/L	-/-	ANR	ANR	ANR	Comp	ND < 0.90	U
Boron	mg/L	-/-	ANR	ANR	ANR	Comp	ND < 0.020	U
Boron, dissolved	mg/L	-/-	ANR	ANR	ANR	Comp	ND < 0.020	U
Cadmium	ug/L	3.1/2.0	Comp	0.10	J (DNQ)	Comp	0.30	J* (DNQ)
Cadmium, dissolved	ug/L	-/-	Comp	ND < 0.10	U	Comp	0.23	J* (DNQ)
Calcium	mg/L	-/-	ANR	ANR	ANR	Comp	16	--
Calcium, Dissolved	mg/L	-/-	ANR	ANR	ANR	Comp	16	--
Chromium	ug/L	16.3/8.1	ANR	ANR	ANR	Comp	ND < 2.0	U
Chromium VI	ug/L	16.3/8.1	ANR	ANR	ANR	Grab	ND < 0.25	*
Cobalt	ug/L	-/-	ANR	ANR	ANR	Comp	ND < 2.0	U
Cobalt, dissolved	ug/L	-/-	ANR	ANR	ANR	Comp	ND < 2.0	U
Copper	ug/L	14.0/7.1	Comp	8.7	J (*III)	Comp	6.8	*
Copper, dissolved	ug/L	-/-	Comp	1.5	J (DNQ, *III)	Comp	5.1	*
Iron	mg/L	0.3/-	Comp	9.7	--	Comp	2.0	--
Iron, dissolved	mg/L	-/-	Comp	0.16	--	Comp	0.20	--
Lead	ug/L	5.2/2.6	Comp	5.7	--	Comp	2.2	*
Lead, dissolved	ug/L	-/-	Comp	ND < 0.20	U	Comp	0.75	B, J* (DNQ)
Magnesium	mg/L	-/-	ANR	ANR	ANR	Comp	3.1	--
Magnesium, Dissolved	mg/L	-/-	ANR	ANR	ANR	Comp	2.7	--
Manganese	ug/L	50/-	Comp	140	--	Comp	120	--
Manganese, dissolved	ug/L	-/-	Comp	1.5	--	Comp	75	--
Mercury	ug/L	0.10/0.05	Comp	0.12	J (DNQ)	Comp	ND < 0.10	U
Mercury, dissolved	ug/L	-/-	Comp	ND < 0.10	U	Comp	ND < 0.10	U
Nickel	ug/L	96/35	ANR	ANR	ANR	Comp	2.1	J (DNQ)
Nickel, dissolved	ug/L	-/-	ANR	ANR	ANR	Comp	2.9	J (R, DNQ)

OUTFALL 011 (Perimeter Pond Weir)

**FIRST QUARTER 2010 REPORTING SUMMARY
THE BOEING COMPANY
SANTA SUSANA FIELD LABORATORY
NPDES PERMIT CA0001309**

January 1 through March 31, 2010

ANALYTE	UNITS	Permit Limit Daily Max/Monthly Avg	1/20/2010-1/21/2010			2/6/2010-2/7/2010		
			SAMPLE TYPE	RESULT	VALIDATION QUALIFIER	SAMPLE TYPE	RESULT	VALIDATION QUALIFIER
Selenium	ug/L	8.2/4.1	Comp	ND < 0.50	U	Comp	0.55	J* (DNQ)
Selenium, dissolved	ug/L	-/-	Comp	ND < 0.50	U	Comp	0.56	J* (DNQ)
Silver	ug/L	4.1/2.0	ANR	ANR	ANR	Comp	0.12	J* (DNQ)
Silver, dissolved	ug/L	-/-	ANR	ANR	ANR	Comp	ND < 0.10	*
Thallium	ug/L	2.0/-	ANR	ANR	ANR	Comp	0.20	J* (DNQ)
Thallium, dissolved	ug/L	-/-	ANR	ANR	ANR	Comp	ND < 0.20	*
Vanadium	ug/L	-/-	ANR	ANR	ANR	Comp	4.5	J (DNQ)
Vanadium, dissolved	ug/L	-/-	ANR	ANR	ANR	Comp	ND < 3.0	U
Zinc	ug/L	119/54	Comp	32	J (*III)	Comp	17	J (DNQ)
Zinc, dissolved	ug/L	-/-	Comp	6.2	J (DNQ, *III)	Comp	10	J (DNQ)
ORGANICS								
Benzene	ug/L	-/-	Grab	ND < 0.28	*	Grab	ND < 0.28	*
Carbon Tetrachloride	ug/L	-/-	Grab	ND < 0.28	*	Grab	ND < 0.28	*
Chloroform	ug/L	-/-	Grab	ND < 0.33	*	Grab	ND < 0.33	*
1,1-Dichloroethane	ug/L	-/-	Grab	ND < 0.40	*	Grab	ND < 0.40	*
1,2-Dichloroethane	ug/L	-/-	Grab	ND < 0.28	*	Grab	ND < 0.28	*
1,1-Dichloroethene	ug/L	6.0/3.2	Grab	ND < 0.42	*	Grab	ND < 0.42	*
1,4-Dioxane	ug/L	-/-	ANR	ANR	ANR	Comp	ND < 1.0	*
Ethylbenzene	ug/L	-/-	Grab	ND < 0.25	*	Grab	ND < 0.25	*
Tetrachloroethene	ug/L	-/-	Grab	ND < 0.32	*	Grab	ND < 0.32	*
Toluene	ug/L	-/-	Grab	ND < 0.36	*	Grab	ND < 0.36	*
Xylenes (Total)	ug/L	-/-	Grab	ND < 0.90	*	Grab	ND < 0.90	*
1,1,1-Trichloroethane	ug/L	-/-	Grab	ND < 0.30	*	Grab	ND < 0.30	*
1,1,2-Trichloroethane	ug/L	-/-	Grab	ND < 0.30	*	Grab	ND < 0.30	*
Trichloroethene	ug/L	5.0/-	Grab	ND < 0.26	*	Grab	ND < 0.26	*
Trichlorofluoromethane	ug/L	-/-	Grab	ND < 0.34	*	Grab	ND < 0.34	*
Trichlorotrifluoroethane (Freon 113)	ug/L	-/-	Grab	ND < 0.50	*	Grab	ND < 0.50	*
Vinyl Chloride	ug/L	-/-	Grab	ND < 0.40	*	Grab	ND < 0.40	*
TPH								
DRO (C13 - C28)	mg/L	-/-	ANR	ANR	ANR	Grab	ND < 0.048	*
GRO (C4 - C12)	mg/L	-/-	ANR	ANR	ANR	Grab	ND < 0.025	*
ADDITIONAL ANALYTES								
1,2-Dichloro-1,1,2-trifluoroethane	ug/L	-/-	Grab	ND < 1.1	*	Grab	ND < 1.1	*
2,4,5-Trichlorophenol	ug/L	-/-	ANR	ANR	ANR	Comp	ND < 0.19	U
1,1,2,2-Tetrachloroethane	ug/L	-/-	ANR	ANR	ANR	Grab	ND < 0.30	*
1,2,4-Trichlorobenzene	ug/L	-/-	ANR	ANR	ANR	Comp	ND < 0.094	U
1,2-Dichlorobenzene	ug/L	-/-	ANR	ANR	ANR	Comp	ND < 0.094	U
1,2-Dichlorobenzene	ug/L	-/-	ANR	ANR	ANR	Grab	ND < 0.32	*
1,2-Dichloropropane	ug/L	-/-	ANR	ANR	ANR	Grab	ND < 0.35	*
1,2-Diphenylhydrazine/Azobenzene	ug/L	-/-	ANR	ANR	ANR	Comp	ND < 0.094	U
1,3-Dichlorobenzene	ug/L	-/-	ANR	ANR	ANR	Comp	ND < 0.094	U
1,3-Dichlorobenzene	ug/L	-/-	ANR	ANR	ANR	Grab	ND < 0.35	*
1,4-Dichlorobenzene	ug/L	-/-	ANR	ANR	ANR	Comp	ND < 0.19	U
1,4-Dichlorobenzene	ug/L	-/-	ANR	ANR	ANR	Grab	ND < 0.37	*
2,4,6-Trichlorophenol	ug/L	13.0/6.5	Comp	ND < 0.094	*	Comp	ND < 0.094	U
2,4-Dichlorophenol	ug/L	-/-	ANR	ANR	ANR	Comp	ND < 0.19	U
2,4-Dimethylphenol	ug/L	-/-	ANR	ANR	ANR	Comp	ND < 0.28	U
2,4-Dinitrophenol	ug/L	-/-	ANR	ANR	ANR	Comp	ND < 0.85	UJ (C)
2,4-Dinitrotoluene	ug/L	18.3/9.1	Comp	ND < 0.19	*	Comp	ND < 0.19	U
2,6-Dinitrotoluene	ug/L	-/-	ANR	ANR	ANR	Comp	ND < 0.094	U
2-Chloroethylvinylether	ug/L	-/-	ANR	ANR	ANR	Grab	ND < 1.8	*
2-Chloronaphthalene	ug/L	-/-	ANR	ANR	ANR	Comp	ND < 0.094	U
2-Chlorophenol	ug/L	-/-	ANR	ANR	ANR	Comp	ND < 0.19	U
2-Methyl-4,6-dinitrophenol	ug/L	-/-	ANR	ANR	ANR	Comp	ND < 0.19	R (R)
2-Methylnaphthalene	ug/L	-/-	ANR	ANR	ANR	Comp	ND < 0.094	U
2-Methylphenol	ug/L	-/-	ANR	ANR	ANR	Comp	ND < 0.094	U
2-Nitrophenol	ug/L	-/-	ANR	ANR	ANR	Comp	ND < 0.094	U
3,3'-Dichlorobenzidine	ug/L	-/-	ANR	ANR	ANR	Comp	ND < 4.7	UJ (*III)

OUTFALL 011 (Perimeter Pond Weir)

FIRST QUARTER 2010 REPORTING SUMMARY
THE BOEING COMPANY
SANTA SUSANA FIELD LABORATORY
NPDES PERMIT CA0001309

January 1 through March 31, 2010

ANALYTE	UNITS	Permit Limit Daily Max/Monthly Avg	1/20/2010-1/21/2010			2/6/2010-2/7/2010		
			SAMPLE TYPE	RESULT	VALIDATION QUALIFIER	SAMPLE TYPE	RESULT	VALIDATION QUALIFIER
4,4'-DDD	ug/L	-/-	ANR	ANR	ANR	Comp	ND < 0.0019	C*
4,4'-DDE	ug/L	-/-	ANR	ANR	ANR	Comp	ND < 0.0028	*
4,4'-DDT	ug/L	-/-	ANR	ANR	ANR	Comp	ND < 0.0038	*
4-Bromophenylphenylether	ug/L	-/-	ANR	ANR	ANR	Comp	ND < 0.094	U
4-Chloro-3-methylphenol	ug/L	-/-	ANR	ANR	ANR	Comp	ND < 0.19	U
4-Chloroaniline	ug/L	-/-	ANR	ANR	ANR	Comp	ND < 0.094	UJ (*III)
4-Chlorophenylphenylether	ug/L	-/-	ANR	ANR	ANR	Comp	ND < 0.094	U
4-Nitrophenol	ug/L	-/-	ANR	ANR	ANR	Comp	ND < 2.4	U
Acenaphthene	ug/L	-/-	ANR	ANR	ANR	Comp	ND < 0.094	U
Acenaphthylene	ug/L	-/-	ANR	ANR	ANR	Comp	ND < 0.094	U
Acrolein	ug/L	-/-	ANR	ANR	ANR	Grab	ND < 4.0	*
Acrylonitrile	ug/L	-/-	ANR	ANR	ANR	Grab	ND < 1.2	*
Acute Toxicity	% SURVIVAL	70-100/-	ANR	ANR	ANR	Grab	100	--
Aldrin	ug/L	-/-	ANR	ANR	ANR	Comp	ND < 0.0014	*
alpha-BHC	ug/L	0.03/0.01	Comp	ND < 0.0024	*	Comp	ND < 0.0024	*
Aniline	ug/L	-/-	ANR	ANR	ANR	Comp	ND < 0.28	UJ (*III)
Anthracene	ug/L	-/-	ANR	ANR	ANR	Comp	ND < 0.094	U
Aroclor-1016	ug/L	-/-	ANR	ANR	ANR	Comp	ND < 0.24	*
Aroclor-1221	ug/L	-/-	ANR	ANR	ANR	Comp	ND < 0.24	*
Aroclor-1232	ug/L	-/-	ANR	ANR	ANR	Comp	ND < 0.24	*
Aroclor-1242	ug/L	-/-	ANR	ANR	ANR	Comp	ND < 0.24	*
Aroclor-1248	ug/L	-/-	ANR	ANR	ANR	Comp	ND < 0.24	*
Aroclor-1254	ug/L	-/-	ANR	ANR	ANR	Comp	ND < 0.24	*
Aroclor-1260	ug/L	-/-	ANR	ANR	ANR	Comp	ND < 0.24	*
Benzidine	ug/L	-/-	ANR	ANR	ANR	Comp	ND < 4.7	UJ (*III)
Benzo(a)anthracene	ug/L	-/-	ANR	ANR	ANR	Comp	ND < 0.094	U
Benzo(a)pyrene	ug/L	-/-	ANR	ANR	ANR	Comp	ND < 0.094	U
Benzo(b)fluoranthene	ug/L	-/-	ANR	ANR	ANR	Comp	ND < 0.094	U
Benzo(g,h,i)perylene	ug/L	-/-	ANR	ANR	ANR	Comp	ND < 0.094	U
Benzo(k)fluoranthene	ug/L	-/-	ANR	ANR	ANR	Comp	ND < 0.094	U
Benzoic acid	ug/L	-/-	ANR	ANR	ANR	Comp	ND < 2.8	UJ (C)
Benzyl alcohol	ug/L	-/-	ANR	ANR	ANR	Comp	ND < 0.094	U
beta-BHC	ug/L	-/-	ANR	ANR	ANR	Comp	ND < 0.0038	*
bis (2-Chloroethyl) ether	ug/L	-/-	ANR	ANR	ANR	Comp	ND < 0.094	U
bis (2-ethylhexyl) Phthalate	ug/L	4.0/-	Comp	ND < 1.6	*	Comp	ND < 1.6	U
bis(2-Chloroethoxy) methane	ug/L	-/-	ANR	ANR	ANR	Comp	ND < 0.094	U
bis(2-Chloroisopropyl) ether	ug/L	-/-	ANR	ANR	ANR	Comp	ND < 0.094	U
Bromodichloromethane	ug/L	-/-	ANR	ANR	ANR	Grab	ND < 0.30	*
Bromoform	ug/L	-/-	ANR	ANR	ANR	Grab	ND < 0.40	*
Bromomethane	ug/L	-/-	ANR	ANR	ANR	Grab	ND < 0.42	*
Butylbenzylphthalate	ug/L	-/-	ANR	ANR	ANR	Comp	ND < 0.66	U
Chlordane	ug/L	-/-	ANR	ANR	ANR	Comp	ND < 0.038	*
Chlorobenzene	ug/L	-/-	ANR	ANR	ANR	Grab	ND < 0.36	*
Chloroethane	ug/L	-/-	ANR	ANR	ANR	Grab	ND < 0.40	*
Chloromethane	ug/L	-/-	ANR	ANR	ANR	Grab	ND < 0.40	*
Chronic Toxicity	TUC	1.0/-	Comp	1.0	*	Comp	1.0	*
Chrysene	ug/L	-/-	ANR	ANR	ANR	Comp	ND < 0.094	U
cis-1,2-Dichloroethene	ug/L	-/-	ANR	ANR	ANR	Grab	ND < 0.32	*
cis-1,3-Dichloropropene	ug/L	-/-	ANR	ANR	ANR	Grab	ND < 0.22	*
Cyclohexane	ug/L	-/-	Grab	ND < 0.40	*	Grab	ND < 0.40	*
delta-BHC	ug/L	-/-	ANR	ANR	ANR	Comp	ND < 0.0033	*
Dibenzo(a,h)anthracene	ug/L	-/-	ANR	ANR	ANR	Comp	ND < 0.094	U
Dibenzofuran	ug/L	-/-	ANR	ANR	ANR	Comp	ND < 0.094	U
Dibromochloromethane	ug/L	-/-	ANR	ANR	ANR	Grab	ND < 0.40	*
Dieldrin	ug/L	-/-	ANR	ANR	ANR	Comp	ND < 0.0019	*
Diethylphthalate	ug/L	-/-	ANR	ANR	ANR	Comp	0.15	J (DNQ)
Dimethylphthalate	ug/L	-/-	ANR	ANR	ANR	Comp	ND < 0.094	U
Di-n-butylphthalate	ug/L	-/-	ANR	ANR	ANR	Comp	ND < 0.19	U

OUTFALL 011 (Perimeter Pond Weir)

FIRST QUARTER 2010 REPORTING SUMMARY
THE BOEING COMPANY
SANTA SUSANA FIELD LABORATORY
NPDES PERMIT CA0001309

January 1 through March 31, 2010

ANALYTE	UNITS	Permit Limit Daily Max/Monthly Avg	1/20/2010-1/21/2010			2/6/2010-2/7/2010		
			SAMPLE TYPE	RESULT	VALIDATION QUALIFIER	SAMPLE TYPE	RESULT	VALIDATION QUALIFIER
Di-n-octylphthalate	ug/L	-/-	ANR	ANR	ANR	Comp	ND < 0.094	U
Endosulfan I	ug/L	-/-	ANR	ANR	ANR	Comp	ND < 0.0019	*
Endosulfan II	ug/L	-/-	ANR	ANR	ANR	Comp	ND < 0.0028	*
Endosulfan sulfate	ug/L	-/-	ANR	ANR	ANR	Comp	ND < 0.0028	*
Endrin	ug/L	-/-	ANR	ANR	ANR	Comp	ND < 0.0019	C*
Endrin aldehyde	ug/L	-/-	ANR	ANR	ANR	Comp	ND < 0.0019	*
Endrin ketone	ug/L	-/-	ANR	ANR	ANR	Comp	ND < 0.0028	*
Fluoranthene	ug/L	-/-	ANR	ANR	ANR	Comp	ND < 0.094	U
Fluorene	ug/L	-/-	ANR	ANR	ANR	Comp	ND < 0.094	U
Heptachlor	ug/L	-/-	ANR	ANR	ANR	Comp	ND < 0.0028	C*
Heptachlor epoxide	ug/L	-/-	ANR	ANR	ANR	Comp	ND < 0.0024	*
Hexachlorobenzene	ug/L	-/-	ANR	ANR	ANR	Comp	ND < 0.094	U
Hexachlorobutadiene	ug/L	-/-	ANR	ANR	ANR	Comp	ND < 0.19	U
Hexachlorocyclopentadiene	ug/L	-/-	ANR	ANR	ANR	Comp	ND < 0.094	UJ (*III)
Hexachloroethane	ug/L	-/-	ANR	ANR	ANR	Comp	ND < 0.19	U
Hydrazine	ug/L	-/-	ANR	ANR	ANR	Comp	ND < 0.452	U
Unsymmetrical Dimethyl Hydrazine	ug/L	-/-	ANR	ANR	ANR	Comp	ND < 1.42	U
Indeno(1,2,3-cd)pyrene	ug/L	-/-	ANR	ANR	ANR	Comp	ND < 0.094	U
Isophorone	ug/L	-/-	ANR	ANR	ANR	Comp	ND < 0.094	U
Lindane (gamma-BHC)	ug/L	-/-	ANR	ANR	ANR	Comp	ND < 0.0028	*
Methoxychlor	ug/L	-/-	ANR	ANR	ANR	Comp	ND < 0.0033	*
Methylene Chloride	ug/L	-/-	ANR	ANR	ANR	Grab	ND < 0.95	*
m-Nitroaniline	ug/L	-/-	ANR	ANR	ANR	Comp	ND < 0.19	UJ (*III)
Monomethyl Hydrazine	ug/L	-/-	ANR	ANR	ANR	Comp	ND < 0.857	U
Naphthalene	ug/L	-/-	ANR	ANR	ANR	Comp	ND < 0.094	U
Nitrobenzene	ug/L	-/-	ANR	ANR	ANR	Comp	ND < 0.094	U
n-Nitrosodimethylamine	ug/L	16.3/8.1	Comp	ND < 0.094	*	Comp	ND < 0.094	U
n-Nitroso-di-n-propylamine	ug/L	-/-	ANR	ANR	ANR	Comp	ND < 0.094	U
n-Nitrosodiphenylamine	ug/L	-/-	ANR	ANR	ANR	Comp	ND < 0.094	UJ (C)
o-Nitroaniline	ug/L	-/-	ANR	ANR	ANR	Comp	ND < 0.094	U
p-Cresol	ug/L	-/-	ANR	ANR	ANR	Comp	ND < 0.19	U
Pentachlorophenol	ug/L	16.5/8.2	Comp	ND < 0.094	*	Comp	ND < 0.094	UJ (C)
Phenanthrene	ug/L	-/-	ANR	ANR	ANR	Comp	ND < 0.094	U
Phenol	ug/L	-/-	ANR	ANR	ANR	Comp	ND < 0.28	U
p-Nitroaniline	ug/L	-/-	ANR	ANR	ANR	Comp	ND < 0.47	UJ (*III)
Pyrene	ug/L	-/-	ANR	ANR	ANR	Comp	ND < 0.094	U
Toxaphene	ug/L	-/-	ANR	ANR	ANR	Comp	ND < 0.24	*
trans-1,2-Dichloroethene	ug/L	-/-	ANR	ANR	ANR	Grab	ND < 0.30	*
trans-1,3-Dichloropropene	ug/L	-/-	ANR	ANR	ANR	Grab	ND < 0.32	*

OUTFALL 011 (Perimeter Pond Weir)

**FIRST QUARTER 2010 REPORTING SUMMARY
THE BOEING COMPANY
SANTA SUSANA FIELD LABORATORY
NPDES PERMIT CA0001309**

**Sample Type: Composite
Sample Date: January 20-21, 2010**

ANALYTE	LAB LOD (ug/L)	LAB RL (ug/L)	LAB RESULT (ug/L)	VALIDATION QUALIFIER	1998 WHO TEF	TCDD Equivalent (w/out DNQ Values) (ug/L)
1,2,3,4,6,7,8-HpCDD	1.10E-05	4.80E-05	5.10E-05	--	0.01	5.10E-07
1,2,3,4,6,7,8-HpCDF	5.60E-06	7.80E-06	ND	U (B)	0.01	ND
1,2,3,4,7,8,9-HpCDF	8.60E-06	4.80E-05	ND	U	0.01	ND
1,2,3,4,7,8-HxCDD	7.70E-06	4.80E-05	ND	U	0.1	ND
1,2,3,4,7,8-HxCDF	5.90E-06	4.80E-05	ND	U	0.1	ND
1,2,3,6,7,8-HxCDD	6.80E-06	4.80E-05	ND	U	0.1	ND
1,2,3,6,7,8-HxCDF	5.10E-06	4.80E-05	ND	U	0.1	ND
1,2,3,7,8,9-HxCDD	5.80E-06	4.80E-05	ND	U	0.1	ND
1,2,3,7,8,9-HxCDF	5.80E-06	4.80E-05	ND	U	0.1	ND
1,2,3,7,8-PeCDD	7.80E-06	4.80E-05	ND	U	1	ND
1,2,3,7,8-PeCDF	6.30E-06	4.80E-05	ND	U	0.05	ND
2,3,4,6,7,8-HxCDF	4.90E-06	4.80E-05	ND	U	0.1	ND
2,3,4,7,8-PeCDF	8.10E-06	4.80E-05	ND	U	0.5	ND
2,3,7,8-TCDD	3.10E-06	9.50E-06	ND	U	1	ND
2,3,7,8-TCDF	3.50E-06	9.50E-06	ND	U	0.1	ND
OCDD	1.70E-05	9.50E-05	5.30E-04	--	0.0001	5.30E-08
OCDF	1.40E-05	9.50E-05	ND	U (B)	0.0001	ND

TCDD TEQ w/out DNQ Values	5.63E-07
----------------------------------	-----------------

TCDD TEQ PERMIT LIMIT = 2.80E-08

See attached notes for abbreviations, definitions, and other explanations for the data presented in this table.

OUTFALL 011 (Perimeter Pond Weir)

**FIRST QUARTER 2010 REPORTING SUMMARY
THE BOEING COMPANY
SANTA SUSANA FIELD LABORATORY
NPDES PERMIT CA0001309**

**Sample Type: Composite
Sample Date February 6-7, 2010**

ANALYTE	LAB LOD (ug/L)	LAB RL (ug/L)	LAB RESULT (ug/L)	VALIDATION QUALIFIER	1998 WHO TEF	TCDD Equivalent (w/out DNQ Values) (ug/L)
1,2,3,4,6,7,8-HpCDD	9.10E-07	4.90E-05	ND	U (B)	0.01	ND
1,2,3,4,6,7,8-HpCDF	5.50E-07	4.90E-05	ND	U (B)	0.01	ND
1,2,3,4,7,8,9-HpCDF	9.70E-07	4.90E-05	2.30E-06	J (DNQ)	0.01	ND
1,2,3,4,7,8-HxCDD	5.20E-07	4.90E-05	2.10E-06	J (DNQ)	0.1	ND
1,2,3,4,7,8-HxCDF	6.00E-07	4.90E-05	2.90E-06	J (DNQ)	0.1	ND
1,2,3,6,7,8-HxCDD	4.50E-07	4.90E-05	2.10E-06	J (DNQ)	0.1	ND
1,2,3,6,7,8-HxCDF	5.20E-07	4.90E-05	2.40E-06	J (DNQ)	0.1	ND
1,2,3,7,8,9-HxCDD	4.10E-07	1.70E-06	ND	UJ (*III)	0.1	ND
1,2,3,7,8,9-HxCDF	6.90E-07	1.60E-06	ND	UJ (*III)	0.1	ND
1,2,3,7,8-PeCDD	8.00E-07	4.90E-05	2.20E-06	J (DNQ)	1	ND
1,2,3,7,8-PeCDF	5.00E-07	4.90E-05	1.90E-06	J (DNQ)	0.05	ND
2,3,4,6,7,8-HxCDF	5.20E-07	1.50E-06	ND	UJ (*III)	0.1	ND
2,3,4,7,8-PeCDF	6.30E-07	2.20E-06	ND	UJ (*III)	0.5	ND
2,3,7,8-TCDD	5.50E-07	9.90E-06	ND	U	1	ND
2,3,7,8-TCDF	4.20E-07	9.90E-06	ND	U	0.1	ND
OCDD	2.40E-06	9.90E-05	2.30E-04	--	0.0001	2.30E-08
OCDF	8.90E-07	2.60E-05	ND	U (B)	0.0001	ND

TCDD TEQ w/out DNQ Values	2.30E-08
----------------------------------	-----------------

TCDD TEQ PERMIT LIMIT = 2.80E-08

See attached notes for abbreviations, definitions, and other explanations for the data presented in this table.

OUTFALL 011 (Perimeter Pond Weir)

**FIRST QUARTER 2010 REPORTING SUMMARY
THE BOEING COMPANY
SANTA SUSANA FIELD LABORATORY
NPDES PERMIT CA0001309**

January 1 through March 31, 2010

ANALYTE	UNITS	Permit Limit Daily Max/Monthly Avg	01/20/2010-01/21/2010		
			Sample Type	Result	Concentration Result Validation Qualifier
Max discharge for event	MGD	160	Meas	0.2999	*
Ammonia as Nitrogen (N)	LBS/DAY	13,500/2615	Comp	ND	*
Biochemical Oxygen Demand (BOD 5 day)	LBS/DAY	40,032/26,700	Comp	4.00	Ja* (DNQ)
Chloride	LBS/DAY	200,160/-	Comp	27.51	*
Surfactants (MBAS)	LBS/DAY	667/-	Comp	ND	*
Fluoride	LBS/DAY	2,135/-	ANR	ANR	ANR
Nitrate + Nitrite as Nitrogen (N)	LBS/DAY	10,700/-	Comp	1.20	*
Nitrate as Nitrogen (N)	LBS/DAY	10,700/-	Comp	1.15	*
Nitrite-N	LBS/DAY	1,334/-	Comp	ND	*
Oil & Grease	LBS/DAY	20,016/13,344	Grab	ND	*
Perchlorate	LBS/DAY	8/-	Comp	ND	*
Sulfate	LBS/DAY	400,320/-	Comp	8.00	*
Total Cyanide	LBS/DAY	11.3/5.7	Grab	ND	*
Total Dissolved Solids	LBS/DAY	1,270,000/-	Comp	300.14	*
Total Suspended Solids	LBS/DAY	60,048/20,016	Comp	700.33	--
Antimony	LBS/DAY	8.01/-	ANR	ANR	ANR
Arsenic	LBS/DAY	66.7/-	ANR	ANR	ANR
Barium	LBS/DAY	1,330/-	ANR	ANR	ANR
Beryllium	LBS/DAY	5.34/-	ANR	ANR	ANR
Cadmium	LBS/DAY	4.14/2.7	Comp	0.00025	J (DNQ)
Chromium	LBS/DAY	21.8/10.8	ANR	ANR	ANR
Copper	LBS/DAY	18.7/9.5	Comp	0.02	J (*III)
Iron	LBS/DAY	400/-	Comp	24.26	--
Lead	LBS/DAY	6.94/3.5	Comp	0.01	--
Manganese	LBS/DAY	66.7/-	Comp	0.35	--
Mercury	LBS/DAY	0.13/0.07	Comp	0.00030	J (DNQ)
Nickel	LBS/DAY	128/47	ANR	ANR	ANR
Selenium	LBS/DAY	10.9/5.5	Comp	ND	U
Silver	LBS/DAY	5.5/2.7	ANR	ANR	ANR
Thallium	LBS/DAY	2.7/-	ANR	ANR	ANR
Zinc	LBS/DAY	159/72	Comp	0.08	J (*III)
1,1-Dichloroethene	LBS/DAY	8/4.3	Grab	ND	*
Trichloroethene	LBS/DAY	6.7/-	Grab	ND	*
2,4,6-Trichlorophenol	LBS/DAY	17/8.7	Comp	ND	*
2,4-Dinitrotoluene	LBS/DAY	24/12	Comp	ND	*
alpha-BHC	LBS/DAY	0.04/0.013	Comp	ND	*
bis (2-ethylhexyl) Phthalate	LBS/DAY	5.3/-	Comp	ND	*
n-Nitrosodimethylamine	LBS/DAY	21.8/10.8	Comp	ND	*
Pentachlorophenol	LBS/DAY	22/10.9	Comp	ND	*
TCDD TEQ_NoDNQ	LBS/DAY	3.70E-08/1.90E-08	Comp	1.41E-09	--

OUTFALL 011 (Perimeter Pond Weir)

**FIRST QUARTER 2010 REPORTING SUMMARY
THE BOEING COMPANY
SANTA SUSANA FIELD LABORATORY
NPDES PERMIT CA0001309**

January 1 through March 31, 2010

ANALYTE	UNITS	Permit Limit Daily Max/Monthly Avg	02/06/2010-02/07/2010		
			Sample Type	Result	Concentration Result Validation Qualifier
Max discharge for event	MGD	160	Meas	0.1151	*
Ammonia as Nitrogen (N)	LBS/DAY	13,500/2615	Comp	ND	*
Biochemical Oxygen Demand (BOD 5 day)	LBS/DAY	40,032/26,700	Comp	1.92	*
Chloride	LBS/DAY	200,160/-	Comp	3.55	*
Surfactants (MBAS)	LBS/DAY	667/-	Comp	0.04	J* (DNQ)
Fluoride	LBS/DAY	2,135/-	Comp	0.20	B*
Nitrate + Nitrite as Nitrogen (N)	LBS/DAY	10,700/-	Comp	0.89	*
Nitrate as Nitrogen (N)	LBS/DAY	10,700/-	Comp	0.89	*
Nitrite-N	LBS/DAY	1,334/-	Comp	ND	*
Oil & Grease	LBS/DAY	20,016/13,344	Grab	ND	*
Perchlorate	LBS/DAY	8/-	Comp	ND	*
Sulfate	LBS/DAY	400,320/-	Comp	12.48	*
Total Cyanide	LBS/DAY	11.3/5.7	Grab	ND	*
Total Dissolved Solids	LBS/DAY	1,270,000/-	Comp	115.19	*
Total Suspended Solids	LBS/DAY	60,048/20,016	Comp	9.60	*
Antimony	LBS/DAY	8.01/-	Comp	0.0010	J* (DNQ)
Arsenic	LBS/DAY	66.7/-	Comp	ND	U
Barium	LBS/DAY	1,330/-	Comp	0.02	--
Beryllium	LBS/DAY	5.34/-	Comp	ND	U
Cadmium	LBS/DAY	4.14/2.7	Comp	0.00029	J* (DNQ)
Chromium	LBS/DAY	21.8/10.8	Comp	ND	U
Copper	LBS/DAY	18.7/9.5	Comp	0.01	*
Iron	LBS/DAY	400/-	Comp	1.92	--
Lead	LBS/DAY	6.94/3.5	Comp	0.0021	*
Manganese	LBS/DAY	66.7/-	Comp	0.12	--
Mercury	LBS/DAY	0.13/0.07	Comp	ND	U
Nickel	LBS/DAY	128/47	Comp	0.0020	J (DNQ)
Selenium	LBS/DAY	10.9/5.5	Comp	0.00053	J* (DNQ)
Silver	LBS/DAY	5.5/2.7	Comp	0.00012	J* (DNQ)
Thallium	LBS/DAY	2.7/-	Comp	0.00019	J* (DNQ)
Zinc	LBS/DAY	159/72	Comp	0.02	J (DNQ)
1,1-Dichloroethene	LBS/DAY	8/4.3	Grab	ND	*
Trichloroethene	LBS/DAY	6.7/-	Grab	ND	*
2,4,6-Trichlorophenol	LBS/DAY	17/8.7	Comp	ND	U
2,4-Dinitrotoluene	LBS/DAY	24/12	Comp	ND	U
alpha-BHC	LBS/DAY	0.04/0.013	Comp	ND	*
bis (2-ethylhexyl) Phthalate	LBS/DAY	5.3/-	Comp	ND	U
n-Nitrosodimethylamine	LBS/DAY	21.8/10.8	Comp	ND	U
Pentachlorophenol	LBS/DAY	22/10.9	Comp	ND	UJ (C)
TCDD TEQ_NoDNQ	LBS/DAY	3.70E-08/1.90E-08	Comp	2.21E-11	--

OUTFALL 018 (R-2 Spillway)

**FIRST QUARTER 2010 REPORTING SUMMARY
THE BOEING COMPANY
SANTA SUSANA FIELD LABORATORY
NPDES PERMIT CA0001309**

January 1 through March 31, 2010

ANALYTE	UNITS	Permit Limit Daily Max/Monthly Avg	1/18/2010-1/19/2010			2/6/2010-2/7/2010		
			SAMPLE TYPE	RESULT	VALIDATION QUALIFIER	SAMPLE TYPE	RESULT	VALIDATION QUALIFIER
Ammonia as Nitrogen (N)	mg/L	10.1/-	Comp	ND < 0.50	*	Grab	ND < 0.50	U
Biochemical Oxygen Demand (BOD 5 day)	mg/L	30/-	Comp	2.1	*	Grab	0.57	J (DNQ)
Chloride	mg/L	150/-	Comp	16	*	Grab	7.7	--
Specific Conductivity (Lab)	umhos/cm	-/-	Grab	1100	--	Grab	350	--
Surfactants (MBAS)	mg/L	0.5/-	Comp	0.066	J* (DNQ)	Grab	0.12	--
Fluoride	mg/L	1.6/-	ANR	ANR	ANR	Grab	ND < 0.15	U (B)
Nitrate + Nitrite as Nitrogen (N)	mg/L	8.0/-	Comp	ND < 0.15	*	Grab	0.22	J (DNQ)
Nitrate as Nitrogen (N)	mg/L	8.0/-	Comp	0.11	*	Grab	0.22	--
Nitrite-N	mg/L	1.0/-	Comp	ND < 0.090	*	Grab	ND < 0.090	U
Oil & Grease	mg/L	15/-	Grab	ND < 1.3	*	Grab	ND < 1.3	U
Perchlorate	ug/L	6.0/-	Comp	ND < 0.90	*	Grab	ND < 0.90	U
pH (Field)	pH units	6.5-8.5/-	Grab	7.7	*	Grab	7.6	*
Total Settleable Solids	ml/L	0.3/-	Grab	ND < 0.10	*	Grab	ND < 0.10	U
Sulfate	mg/L	300/-	Comp	200	*	Grab	110	--
Temperature	deg. F		Grab	54	*	Grab	54	*
Total Cyanide	ug/L	8.5/-	Grab	ND < 2.2	*	Grab	ND < 2.2	U
Total Dissolved Solids	mg/L	950/-	Comp	440	*	Grab	200	--
Hardness	mg/L	-/-	ANR	ANR	ANR	Grab	89	--
Hardness, dissolved	mg/L	-/-	ANR	ANR	ANR	Grab	82	--
Total Organic Carbon	mg/L	-/-	ANR	ANR	ANR	Grab	5.0	J (R)
Total Residual Chlorine (Field)	mg/L	0.1/-	ANR	ANR	ANR	Grab	0.02	*
Total Suspended Solids	mg/L	45/-	Comp	12	*	Grab	ND < 1.0	U
Turbidity	NTU	-/-	Comp	47	--	Grab	0.10	J (DNQ)
Volume Discharged	MGD	160/-	Meas	1.44589	*	Meas	0.47664	*
METALS								
Antimony	ug/L	6.0/-	ANR	ANR	ANR	Grab	ND < 2.0	UJ (B)
Antimony, dissolved	ug/L	-/-	ANR	ANR	ANR	Grab	0.41	J (DNQ)
Arsenic	ug/L	10/-	ANR	ANR	ANR	Grab	ND < 7.0	U
Arsenic, dissolved	ug/L	-/-	ANR	ANR	ANR	Grab	ND < 7.0	U
Barium	mg/L	1.0/-	ANR	ANR	ANR	Grab	0.025	--
Barium, dissolved	mg/L	-/-	ANR	ANR	ANR	Grab	0.024	--
Beryllium	ug/L	4.0/-	ANR	ANR	ANR	Grab	ND < 0.90	U
Beryllium, dissolved	ug/L	-/-	ANR	ANR	ANR	Grab	ND < 0.90	U
Boron	mg/L	-/-	ANR	ANR	ANR	Grab	ND < 0.086	U (B)
Boron, dissolved	mg/L	-/-	ANR	ANR	ANR	Grab	ND < 0.11	U (B)
Cadmium	ug/L	3.1/-	Comp	ND < 0.10	U	Grab	ND < 1.0	UJ (R, B)
Cadmium, dissolved	ug/L	-/-	Comp	0.19	J (DNQ)	Grab	ND < 0.10	U
Calcium	mg/L	-/-	ANR	ANR	ANR	Grab	27	--
Calcium, Dissolved	mg/L	-/-	ANR	ANR	ANR	Grab	25	--
Chromium	ug/L	16.3/-	ANR	ANR	ANR	Grab	ND < 2.0	U
Chromium VI	ug/L	16.3/-	ANR	ANR	ANR	Grab	ND < 0.25	U
Cobalt	ug/L	-/-	ANR	ANR	ANR	Grab	ND < 2.0	U
Cobalt, dissolved	ug/L	-/-	ANR	ANR	ANR	Grab	ND < 2.0	U
Copper	ug/L	14.0/-	Comp	4.0	J (*III)	Grab	0.79	J (*III, DNQ)
Copper, dissolved	ug/L	-/-	Comp	2.1	J (*III)	Grab	ND < 0.50	UJ (*III)
Iron	mg/L	0.3/-	Comp	1.6	--	Grab	ND < 0.015	U
Iron, dissolved	mg/L	-/-	Comp	0.026	J (DNQ)	Grab	ND < 0.015	U
Lead	ug/L	5.2/-	Comp	1.5	--	Grab	ND < 0.20	U
Lead, dissolved	ug/L	-/-	Comp	0.23	J (DNQ)	Grab	ND < 0.20	U
Magnesium	mg/L	-/-	ANR	ANR	ANR	Grab	5.5	--
Magnesium, Dissolved	mg/L	-/-	ANR	ANR	ANR	Grab	5.0	--
Manganese	ug/L	50/-	Comp	140	--	Grab	210	--
Manganese, dissolved	ug/L	-/-	Comp	53	--	Grab	190	--
Mercury	ug/L	0.10/-	Comp	ND < 0.10	U	Grab	ND < 0.10	U
Mercury, dissolved	ug/L	-/-	ANR	ANR	ANR	Grab	ND < 0.10	U
Nickel	ug/L	96/-	ANR	ANR	ANR	Grab	ND < 2.0	UJ (R)
Nickel, dissolved	ug/L	-/-	ANR	ANR	ANR	Grab	ND < 2.0	UJ (R)
Selenium	ug/L	8.2/-	Comp	ND < 0.50	U	Grab	ND < 0.50	U
Selenium, dissolved	ug/L	-/-	Comp	ND < 0.50	U	Grab	ND < 0.50	U
Silver	ug/L	4.1/-	ANR	ANR	ANR	Grab	ND < 1.0	UJ (R, B)
Silver, dissolved	ug/L	-/-	ANR	ANR	ANR	Grab	ND < 0.10	U
Thallium	ug/L	2.0/-	ANR	ANR	ANR	Grab	ND < 0.20	U

OUTFALL 018 (R-2 Spillway)

FIRST QUARTER 2010 REPORTING SUMMARY
THE BOEING COMPANY
SANTA SUSANA FIELD LABORATORY
NPDES PERMIT CA0001309

January 1 through March 31, 2010

ANALYTE	UNITS	Permit Limit Daily Max/Monthly Avg	1/18/2010-1/19/2010			2/6/2010-2/7/2010		
			SAMPLE TYPE	RESULT	VALIDATION QUALIFIER	SAMPLE TYPE	RESULT	VALIDATION QUALIFIER
Thallium, dissolved	ug/L	-/-	ANR	ANR	ANR	Grab	ND < 0.20	U
Vanadium	ug/L	-/-	ANR	ANR	ANR	Grab	ND < 3.0	U
Vanadium, dissolved	ug/L	-/-	ANR	ANR	ANR	Grab	ND < 3.0	U
Zinc	ug/L	119/-	Comp	15	J (DNQ)	Grab	12	J (DNQ)
Zinc, dissolved	ug/L	-/-	Comp	ND < 5.0	U	Grab	13	J (DNQ)
ORGANICS								
Benzene	ug/L	-/-	Grab	ND < 0.28	*	Grab	ND < 0.28	U
Carbon Tetrachloride	ug/L	-/-	Grab	ND < 0.28	*	Grab	ND < 0.28	U
Chloroform	ug/L	-/-	Grab	ND < 0.33	*	Grab	ND < 0.33	U
1,1-Dichloroethane	ug/L	-/-	Grab	ND < 0.40	*	Grab	ND < 0.40	U
1,2-Dichloroethane	ug/L	-/-	Grab	ND < 0.28	*	Grab	ND < 0.28	U
1,1-Dichloroethene	ug/L	6.0/-	Grab	ND < 0.42	*	Grab	ND < 0.42	U
1,4-Dioxane	ug/L	-/-	ANR	ANR	ANR	Grab	ND < 1.0	U
Ethylbenzene	ug/L	-/-	Grab	ND < 0.25	*	Grab	ND < 0.25	U
Tetrachloroethene	ug/L	-/-	Grab	ND < 0.32	*	Grab	ND < 0.32	U
Toluene	ug/L	-/-	Grab	ND < 0.36	*	Grab	ND < 0.36	U
Xylenes (Total)	ug/L	-/-	Grab	ND < 0.90	*	Grab	ND < 0.90	U
1,1,1-Trichloroethane	ug/L	-/-	Grab	ND < 0.30	*	Grab	ND < 0.30	U
1,1,2-Trichloroethane	ug/L	-/-	Grab	ND < 0.30	*	Grab	ND < 0.30	U
Trichloroethene	ug/L	5.0/-	Grab	ND < 0.26	*	Grab	ND < 0.26	U
Trichlorofluoromethane	ug/L	-/-	Grab	ND < 0.34	*	Grab	ND < 0.34	U
Trichlorotrifluoroethane (Freon 113)	ug/L	-/-	Grab	ND < 0.50	*	Grab	ND < 0.50	U
Vinyl Chloride	ug/L	-/-	Grab	ND < 0.40	*	Grab	ND < 0.40	U
TPH								
DRO (C13 - C28)	mg/L	-/-	ANR	ANR	ANR	Grab	ND < 0.047	U
GRO (C4 - C12)	mg/L	-/-	ANR	ANR	ANR	Grab	ND < 0.025	UJ (C)
ADDITIONAL ANALYTES								
1,2-Dichloro-1,1,2-trifluoroethane	ug/L	-/-	Grab	ND < 1.1	*	Grab	ND < 1.1	U
2,4,5-Trichlorophenol	ug/L	-/-	ANR	ANR	ANR	Grab	ND < 0.19	U
1,1,2,2-Tetrachloroethane	ug/L	-/-	ANR	ANR	ANR	Grab	ND < 0.30	U
1,2,4-Trichlorobenzene	ug/L	-/-	ANR	ANR	ANR	Grab	ND < 0.094	U
1,2-Dichlorobenzene	ug/L	-/-	ANR	ANR	ANR	Grab	ND < 0.32	U
1,2-Dichlorobenzene	ug/L	-/-	ANR	ANR	ANR	Grab	ND < 0.094	U
1,2-Dichloropropane	ug/L	-/-	ANR	ANR	ANR	Grab	ND < 0.35	U
1,2-Diphenylhydrazine/Azobenzene	ug/L	-/-	ANR	ANR	ANR	Grab	ND < 0.094	U
1,3-Dichlorobenzene	ug/L	-/-	ANR	ANR	ANR	Grab	ND < 0.094	U
1,3-Dichlorobenzene	ug/L	-/-	ANR	ANR	ANR	Grab	ND < 0.35	U
1,4-Dichlorobenzene	ug/L	-/-	ANR	ANR	ANR	Grab	ND < 0.19	U
1,4-Dichlorobenzene	ug/L	-/-	ANR	ANR	ANR	Grab	ND < 0.37	U
2,4,6-Trichlorophenol	ug/L	13.0/-	Comp	ND < 0.095	*	Grab	ND < 0.094	U
2,4-Dichlorophenol	ug/L	-/-	ANR	ANR	ANR	Grab	ND < 0.19	U
2,4-Dimethylphenol	ug/L	-/-	ANR	ANR	ANR	Grab	ND < 0.28	U
2,4-Dinitrophenol	ug/L	-/-	ANR	ANR	ANR	Grab	ND < 0.85	UJ (C)
2,4-Dinitrotoluene	ug/L	18.3/-	Comp	ND < 0.19	*	Grab	ND < 0.19	U
2,6-Dinitrotoluene	ug/L	-/-	ANR	ANR	ANR	Grab	ND < 0.094	U
2-Chloroethylvinylether	ug/L	-/-	ANR	ANR	ANR	Grab	ND < 1.8	UJ (C)
2-Chloronaphthalene	ug/L	-/-	ANR	ANR	ANR	Grab	ND < 0.094	U
2-Chlorophenol	ug/L	-/-	ANR	ANR	ANR	Grab	ND < 0.19	U
2-Methyl-4,6-dinitrophenol	ug/L	-/-	ANR	ANR	ANR	Grab	ND < 0.19	R (R)
2-Methylnaphthalene	ug/L	-/-	ANR	ANR	ANR	Grab	ND < 0.094	U
2-Methylphenol	ug/L	-/-	ANR	ANR	ANR	Grab	ND < 0.094	U
2-Nitrophenol	ug/L	-/-	ANR	ANR	ANR	Grab	ND < 0.094	U
3,3'-Dichlorobenzidine	ug/L	-/-	ANR	ANR	ANR	Grab	ND < 4.7	UJ (*III)
4,4'-DDD	ug/L	-/-	ANR	ANR	ANR	Grab	ND < 0.0019	U
4,4'-DDE	ug/L	-/-	ANR	ANR	ANR	Grab	ND < 0.0028	U
4,4'-DDT	ug/L	-/-	ANR	ANR	ANR	Grab	ND < 0.0038	U
4-Bromophenylphenylether	ug/L	-/-	ANR	ANR	ANR	Grab	ND < 0.094	U
4-Chloro-3-methylphenol	ug/L	-/-	ANR	ANR	ANR	Grab	ND < 0.19	U
4-Chloroaniline	ug/L	-/-	ANR	ANR	ANR	Grab	ND < 0.094	UJ (*III)
4-Chlorophenylphenylether	ug/L	-/-	ANR	ANR	ANR	Grab	ND < 0.094	U
4-Nitrophenol	ug/L	-/-	ANR	ANR	ANR	Grab	ND < 2.4	U
Acenaphthene	ug/L	-/-	ANR	ANR	ANR	Grab	ND < 0.094	U
Acenaphthylene	ug/L	-/-	ANR	ANR	ANR	Grab	ND < 0.094	U

OUTFALL 018 (R-2 Spillway)

FIRST QUARTER 2010 REPORTING SUMMARY
THE BOEING COMPANY
SANTA SUSANA FIELD LABORATORY
NPDES PERMIT CA0001309

January 1 through March 31, 2010

ANALYTE	UNITS	Permit Limit Daily Max/Monthly Avg	1/18/2010-1/19/2010			2/6/2010-2/7/2010		
			SAMPLE TYPE	RESULT	VALIDATION QUALIFIER	SAMPLE TYPE	RESULT	VALIDATION QUALIFIER
Acrolein	ug/L	-/-	ANR	ANR	ANR	Grab	ND < 4.0	R (R)
Acrylonitrile	ug/L	-/-	ANR	ANR	ANR	Grab	ND < 1.2	U
Acute Toxicity	% SURVIVAL	70-100/-	ANR	ANR	ANR	Grab	100	--
Aldrin	ug/L	-/-	ANR	ANR	ANR	Grab	ND < 0.0014	U
alpha-BHC	ug/L	0.03/-	Comp	ND < 0.0024	*	Grab	ND < 0.0024	U
Aniline	ug/L	-/-	ANR	ANR	ANR	Grab	ND < 0.28	UJ (*III)
Anthracene	ug/L	-/-	ANR	ANR	ANR	Grab	ND < 0.094	U
Aroclor-1016	ug/L	-/-	ANR	ANR	ANR	Grab	ND < 0.24	U
Aroclor-1221	ug/L	-/-	ANR	ANR	ANR	Grab	ND < 0.24	U
Aroclor-1232	ug/L	-/-	ANR	ANR	ANR	Grab	ND < 0.24	U
Aroclor-1242	ug/L	-/-	ANR	ANR	ANR	Grab	ND < 0.24	U
Aroclor-1248	ug/L	-/-	ANR	ANR	ANR	Grab	ND < 0.24	U
Aroclor-1254	ug/L	-/-	ANR	ANR	ANR	Grab	ND < 0.24	U
Aroclor-1260	ug/L	-/-	ANR	ANR	ANR	Grab	ND < 0.24	U
Benzidine	ug/L	-/-	ANR	ANR	ANR	Grab	ND < 4.7	UJ (*III)
Benzo(a)anthracene	ug/L	-/-	ANR	ANR	ANR	Grab	ND < 0.094	U
Benzo(a)pyrene	ug/L	-/-	ANR	ANR	ANR	Grab	ND < 0.094	U
Benzo(b)fluoranthene	ug/L	-/-	ANR	ANR	ANR	Grab	ND < 0.094	U
Benzo(g,h,i)perylene	ug/L	-/-	ANR	ANR	ANR	Grab	ND < 0.094	U
Benzo(k)fluoranthene	ug/L	-/-	ANR	ANR	ANR	Grab	ND < 0.094	U
Benzoic acid	ug/L	-/-	ANR	ANR	ANR	Grab	ND < 2.8	UJ (C)
Benzyl alcohol	ug/L	-/-	ANR	ANR	ANR	Grab	ND < 0.094	U
beta-BHC	ug/L	-/-	ANR	ANR	ANR	Grab	ND < 0.0038	U
bis (2-Chloroethyl) ether	ug/L	-/-	ANR	ANR	ANR	Grab	ND < 0.094	U
bis (2-ethylhexyl) Phthalate	ug/L	4.0/-	Comp	ND < 1.6	*	Grab	ND < 1.6	U
bis(2-Chloroethoxy) methane	ug/L	-/-	ANR	ANR	ANR	Grab	ND < 0.094	U
bis(2-Chloroisopropyl) ether	ug/L	-/-	ANR	ANR	ANR	Grab	ND < 0.094	U
Bromodichloromethane	ug/L	-/-	ANR	ANR	ANR	Grab	ND < 0.30	U
Bromoform	ug/L	-/-	ANR	ANR	ANR	Grab	ND < 0.40	U
Bromomethane	ug/L	-/-	ANR	ANR	ANR	Grab	ND < 0.42	U
Butylbenzylphthalate	ug/L	-/-	ANR	ANR	ANR	Grab	ND < 0.66	U
Chlordane	ug/L	-/-	ANR	ANR	ANR	Grab	ND < 0.038	U
Chlorobenzene	ug/L	-/-	ANR	ANR	ANR	Grab	ND < 0.36	U
Chloroethane	ug/L	-/-	ANR	ANR	ANR	Grab	ND < 0.40	U
Chloromethane	ug/L	-/-	ANR	ANR	ANR	Grab	ND < 0.40	U
Chronic Toxicity	TUC	1.0/-	Comp	1.0	*	Grab	1.0	*
Chrysene	ug/L	-/-	ANR	ANR	ANR	Grab	ND < 0.094	U
cis-1,2-Dichloroethene	ug/L	-/-	ANR	ANR	ANR	Grab	ND < 0.32	U
cis-1,3-Dichloropropene	ug/L	-/-	ANR	ANR	ANR	Grab	ND < 0.22	U
Cyclohexane	ug/L	-/-	Grab	ND < 0.40	*	Grab	ND < 0.40	U
delta-BHC	ug/L	-/-	ANR	ANR	ANR	Grab	ND < 0.0033	U
Dibenzo(a,h)anthracene	ug/L	-/-	ANR	ANR	ANR	Grab	ND < 0.094	U
Dibenzofuran	ug/L	-/-	ANR	ANR	ANR	Grab	ND < 0.094	U
Dibromochloromethane	ug/L	-/-	ANR	ANR	ANR	Grab	ND < 0.40	U
Dieldrin	ug/L	-/-	ANR	ANR	ANR	Grab	ND < 0.0019	U
Diethylphthalate	ug/L	-/-	ANR	ANR	ANR	Grab	ND < 0.094	U
Dimethylphthalate	ug/L	-/-	ANR	ANR	ANR	Grab	ND < 0.094	U
Di-n-butylphthalate	ug/L	-/-	ANR	ANR	ANR	Grab	ND < 0.19	U
Di-n-octylphthalate	ug/L	-/-	ANR	ANR	ANR	Grab	ND < 0.094	U
Endosulfan I	ug/L	-/-	ANR	ANR	ANR	Grab	ND < 0.0019	U
Endosulfan II	ug/L	-/-	ANR	ANR	ANR	Grab	ND < 0.0028	U
Endosulfan sulfate	ug/L	-/-	ANR	ANR	ANR	Grab	ND < 0.0028	U
Endrin	ug/L	-/-	ANR	ANR	ANR	Grab	ND < 0.0019	UJ (C)
Endrin aldehyde	ug/L	-/-	ANR	ANR	ANR	Grab	ND < 0.0019	U
Endrin ketone	ug/L	-/-	ANR	ANR	ANR	Grab	ND < 0.0028	U
Fluoranthene	ug/L	-/-	ANR	ANR	ANR	Grab	ND < 0.094	U
Fluorene	ug/L	-/-	ANR	ANR	ANR	Grab	ND < 0.094	U
Heptachlor	ug/L	-/-	ANR	ANR	ANR	Grab	ND < 0.0028	UJ (C)
Heptachlor epoxide	ug/L	-/-	ANR	ANR	ANR	Grab	ND < 0.0024	U
Hexachlorobenzene	ug/L	-/-	ANR	ANR	ANR	Grab	ND < 0.094	U
Hexachlorobutadiene	ug/L	-/-	ANR	ANR	ANR	Grab	ND < 0.19	U
Hexachlorocyclopentadiene	ug/L	-/-	ANR	ANR	ANR	Grab	ND < 0.094	UJ (*III)
Hexachloroethane	ug/L	-/-	ANR	ANR	ANR	Grab	ND < 0.19	U

OUTFALL 018 (R-2 Spillway)

FIRST QUARTER 2010 REPORTING SUMMARY
 THE BOEING COMPANY
 SANTA SUSANA FIELD LABORATORY
 NPDES PERMIT CA0001309

January 1 through March 31, 2010

ANALYTE	UNITS	Permit Limit Daily Max/Monthly Avg	1/18/2010-1/19/2010			2/6/2010-2/7/2010		
			SAMPLE TYPE	RESULT	VALIDATION QUALIFIER	SAMPLE TYPE	RESULT	VALIDATION QUALIFIER
Hydrazine	ug/L	-/-	ANR	ANR	ANR	Grab	ND < 0.452	U
Unsymmetrical Dimethyl Hydrazine	ug/L	-/-	ANR	ANR	ANR	Grab	ND < 1.42	U
Indeno(1,2,3-cd)pyrene	ug/L	-/-	ANR	ANR	ANR	Grab	ND < 0.094	U
Isophorone	ug/L	-/-	ANR	ANR	ANR	Grab	ND < 0.094	U
Lindane (gamma-BHC)	ug/L	-/-	ANR	ANR	ANR	Grab	ND < 0.0028	U
Methoxychlor	ug/L	-/-	ANR	ANR	ANR	Grab	ND < 0.0033	U
Methylene Chloride	ug/L	-/-	ANR	ANR	ANR	Grab	ND < 0.95	U
m-Nitroaniline	ug/L	-/-	ANR	ANR	ANR	Grab	ND < 0.19	UJ (*III)
Monomethyl Hydrazine	ug/L	-/-	ANR	ANR	ANR	Grab	ND < 0.857	U
Naphthalene	ug/L	-/-	ANR	ANR	ANR	Grab	ND < 0.094	U
Nitrobenzene	ug/L	-/-	ANR	ANR	ANR	Grab	ND < 0.094	U
n-Nitrosodimethylamine	ug/L	16.3/-	Comp	ND < 0.095	*	Grab	ND < 0.094	U
n-Nitroso-di-n-propylamine	ug/L	-/-	ANR	ANR	ANR	Grab	ND < 0.094	U
n-Nitrosodiphenylamine	ug/L	-/-	ANR	ANR	ANR	Grab	ND < 0.094	UJ (C)
o-Nitroaniline	ug/L	-/-	ANR	ANR	ANR	Grab	ND < 0.094	U
p-Cresol	ug/L	-/-	ANR	ANR	ANR	Grab	ND < 0.19	U
Pentachlorophenol	ug/L	16.5/-	Comp	ND < 0.095	*	Grab	ND < 0.094	UJ (C)
Phenanthrene	ug/L	-/-	ANR	ANR	ANR	Grab	ND < 0.094	U
Phenol	ug/L	-/-	ANR	ANR	ANR	Grab	ND < 0.28	U
p-Nitroaniline	ug/L	-/-	ANR	ANR	ANR	Grab	ND < 0.47	UJ (*III)
Pyrene	ug/L	-/-	ANR	ANR	ANR	Grab	ND < 0.094	U
Toxaphene	ug/L	-/-	ANR	ANR	ANR	Grab	ND < 0.24	UJ (C)
trans-1,2-Dichloroethene	ug/L	-/-	ANR	ANR	ANR	Grab	ND < 0.30	U
trans-1,3-Dichloropropene	ug/L	-/-	ANR	ANR	ANR	Grab	ND < 0.32	U

OUTFALL 018 (R-2 Spillway)

FIRST QUARTER 2010 REPORTING SUMMARY
 THE BOEING COMPANY
 SANTA SUSANA FIELD LABORATORY
 NPDES PERMIT CA0001309

January 1 through March 31, 2010

ANALYTE	UNITS	Permit Limit Daily Max/Monthly Avg	3/2/2010-3/3/2010			3/6/2010-3/7/2010		
			SAMPLE TYPE	RESULT	VALIDATION QUALIFIER	SAMPLE TYPE	RESULT	VALIDATION QUALIFIER
Ammonia as Nitrogen (N)	mg/L	10.1/-	Comp	ND < 0.50	*	Comp	ND < 0.50	*
Biochemical Oxygen Demand (BOD 5 day)	mg/L	30/-	Comp	1.0	J* (DNQ)	Comp	0.50	Ja* (DNQ)
Chloride	mg/L	150/-	Comp	20	*	Comp	15	*
Specific Conductivity (Lab)	umhos/cm	-/-	Grab	490	--	Grab	490	--
Surfactants (MBAS)	mg/L	0.5/-	Comp	ND < 0.050	*	Comp	0.074	Ja* (DNQ)
Fluoride	mg/L	1.6/-	ANR	ANR	ANR	ANR	ANR	ANR
Nitrate + Nitrite as Nitrogen (N)	mg/L	8.0/-	Comp	ND < 0.15	*	Comp	ND < 0.15	*
Nitrate as Nitrogen (N)	mg/L	8.0/-	Comp	ND < 0.060	*	Comp	ND < 0.060	*
Nitrite-N	mg/L	1.0/-	Comp	ND < 0.090	*	Comp	ND < 0.090	*
Oil & Grease	mg/L	15/-	Grab	ND < 1.3	*	Grab	ND < 1.3	*
Perchlorate	ug/L	6.0/-	Comp	ND < 0.90	*	Comp	ND < 0.90	*
pH (Field)	pH units	6.5-8.5/-	Grab	7.5	*	Grab	7.5	*
Total Settleable Solids	ml/L	0.3/-	Grab	ND < 0.10	*	Grab	ND < 0.10	*
Sulfate	mg/L	300/-	Comp	150	B-1*	Comp	160	*
Temperature	deg. F	86/-	Grab	58	*	Grab	55	*
Total Cyanide	ug/L	8.5/-	Grab	ND < 2.2	*	Grab	ND < 2.2	*
Total Dissolved Solids	mg/L	950/-	Comp	360	*	Comp	370	*
Hardness	mg/L	-/-	ANR	ANR	ANR	ANR	ANR	ANR
Hardness, dissolved	mg/L	-/-	ANR	ANR	ANR	ANR	ANR	ANR
Total Organic Carbon	mg/L	-/-	ANR	ANR	ANR	ANR	ANR	ANR
Total Residual Chlorine (Field)	mg/L	0.1/-	ANR	ANR	ANR	ANR	ANR	ANR
Total Suspended Solids	mg/L	45/-	Comp	8.0	J* (DNQ)	Comp	ND < 1.0	*
Turbidity	NTU	-/-	Comp	0.29	J (DNQ)	Comp	0.39	J (DNQ)
Volume Discharged	MGD	160/-	Meas	1.07494	*	Meas	0.321965	*
METALS								
Antimony	ug/L	6.0/-	ANR	ANR	ANR	ANR	ANR	ANR
Antimony, dissolved	ug/L	-/-	ANR	ANR	ANR	ANR	ANR	ANR
Arsenic	ug/L	10/-	ANR	ANR	ANR	ANR	ANR	ANR
Arsenic, dissolved	ug/L	-/-	ANR	ANR	ANR	ANR	ANR	ANR
Barium	mg/L	1.0/-	ANR	ANR	ANR	ANR	ANR	ANR
Barium, dissolved	mg/L	-/-	ANR	ANR	ANR	ANR	ANR	ANR
Beryllium	ug/L	4.0/-	ANR	ANR	ANR	ANR	ANR	ANR
Beryllium, dissolved	ug/L	-/-	ANR	ANR	ANR	ANR	ANR	ANR
Boron	mg/L	-/-	ANR	ANR	ANR	ANR	ANR	ANR
Boron, dissolved	mg/L	-/-	ANR	ANR	ANR	ANR	ANR	ANR
Cadmium	ug/L	3.1/-	Comp	ND < 0.10	*	Comp	ND < 0.10	*
Cadmium, dissolved	ug/L	-/-	Comp	ND < 0.10	*	Comp	ND < 0.10	*
Calcium	mg/L	-/-	ANR	ANR	ANR	ANR	ANR	ANR
Calcium, Dissolved	mg/L	-/-	ANR	ANR	ANR	ANR	ANR	ANR
Chromium	ug/L	16.3/-	ANR	ANR	ANR	ANR	ANR	ANR
Chromium VI	ug/L	16.3/-	ANR	ANR	ANR	ANR	ANR	ANR
Cobalt	ug/L	-/-	ANR	ANR	ANR	ANR	ANR	ANR
Cobalt, dissolved	ug/L	-/-	ANR	ANR	ANR	ANR	ANR	ANR
Copper	ug/L	14.0/-	Comp	1.7	J* (DNQ)	Comp	1.4	Ja* (DNQ)
Copper, dissolved	ug/L	-/-	Comp	1.4	J* (DNQ)	Comp	2.6	B*
Iron	mg/L	0.3/-	Comp	ND < 0.015	*	Comp	0.17	*
Iron, dissolved	mg/L	-/-	Comp	ND < 0.015	*	Comp	ND < 0.015	*
Lead	ug/L	5.2/-	Comp	ND < 0.20	*	Comp	0.23	Ja* (DNQ)
Lead, dissolved	ug/L	-/-	Comp	ND < 0.20	*	Comp	ND < 0.20	*
Magnesium	mg/L	-/-	ANR	ANR	ANR	ANR	ANR	ANR
Magnesium, Dissolved	mg/L	-/-	ANR	ANR	ANR	ANR	ANR	ANR
Manganese	ug/L	50/-	Comp	8.8	J* (DNQ)	Comp	9.7	Ja* (DNQ)
Manganese, dissolved	ug/L	-/-	Comp	ND < 7.0	*	Comp	19	Ja* (DNQ)
Mercury	ug/L	0.10/-	Comp	ND < 0.10	U	Comp	ND < 0.10	U
Mercury, dissolved	ug/L	-/-	Comp	ND < 0.10	U	Comp	ND < 0.10	U
Nickel	ug/L	96/-	ANR	ANR	ANR	ANR	ANR	ANR
Nickel, dissolved	ug/L	-/-	ANR	ANR	ANR	ANR	ANR	ANR
Selenium	ug/L	8.2/-	Comp	ND < 0.50	*	Comp	0.54	Ja* (DNQ)
Selenium, dissolved	ug/L	-/-	Comp	ND < 0.50	*	Comp	ND < 0.50	*
Silver	ug/L	4.1/-	ANR	ANR	ANR	ANR	ANR	ANR
Silver, dissolved	ug/L	-/-	ANR	ANR	ANR	ANR	ANR	ANR
Thallium	ug/L	2.0/-	ANR	ANR	ANR	ANR	ANR	ANR

OUTFALL 018 (R-2 Spillway)

FIRST QUARTER 2010 REPORTING SUMMARY
THE BOEING COMPANY
SANTA SUSANA FIELD LABORATORY
NPDES PERMIT CA0001309

January 1 through March 31, 2010

ANALYTE	UNITS	Permit Limit Daily Max/Monthly Avg	3/2/2010-3/3/2010			3/6/2010-3/7/2010		
			SAMPLE TYPE	RESULT	VALIDATION QUALIFIER	SAMPLE TYPE	RESULT	VALIDATION QUALIFIER
Thallium, dissolved	ug/L	-/-	ANR	ANR	ANR	ANR	ANR	ANR
Vanadium	ug/L	-/-	ANR	ANR	ANR	ANR	ANR	ANR
Vanadium, dissolved	ug/L	-/-	ANR	ANR	ANR	ANR	ANR	ANR
Zinc	ug/L	119/-	Comp	ND < 5.0	*	Comp	ND < 5.0	*
Zinc, dissolved	ug/L	-/-	Comp	ND < 5.0	*	Comp	6.7	Ja* (DNQ)
ORGANICS								
Benzene	ug/L	-/-	Grab	ND < 0.28	*	Grab	ND < 0.28	*
Carbon Tetrachloride	ug/L	-/-	Grab	ND < 0.28	*	Grab	ND < 0.28	*
Chloroform	ug/L	-/-	Grab	ND < 0.33	*	Grab	ND < 0.33	*
1,1-Dichloroethane	ug/L	-/-	Grab	ND < 0.40	*	Grab	ND < 0.40	*
1,2-Dichloroethane	ug/L	-/-	Grab	ND < 0.28	*	Grab	ND < 0.28	*
1,1-Dichloroethene	ug/L	6.0/-	Grab	ND < 0.42	*	Grab	ND < 0.42	*
1,4-Dioxane	ug/L	-/-	ANR	ANR	ANR	ANR	ANR	ANR
Ethylbenzene	ug/L	-/-	Grab	ND < 0.25	*	Grab	ND < 0.25	*
Tetrachloroethene	ug/L	-/-	Grab	ND < 0.32	*	Grab	ND < 0.32	*
Toluene	ug/L	-/-	Grab	ND < 0.36	*	Grab	ND < 0.36	*
Xylenes (Total)	ug/L	-/-	Grab	ND < 0.90	*	Grab	ND < 0.90	*
1,1,1-Trichloroethane	ug/L	-/-	Grab	ND < 0.30	*	Grab	ND < 0.30	*
1,1,2-Trichloroethane	ug/L	-/-	Grab	ND < 0.30	*	Grab	ND < 0.30	*
Trichloroethene	ug/L	5.0/-	Grab	ND < 0.26	*	Grab	ND < 0.26	*
Trichlorofluoromethane	ug/L	-/-	Grab	ND < 0.34	*	Grab	ND < 0.34	*
Trichlorotrifluoroethane (Freon 113)	ug/L	-/-	ANR	ANR	ANR	ANR	ANR	ANR
Vinyl Chloride	ug/L	-/-	Grab	ND < 0.40	*	Grab	ND < 0.40	*
TPH								
DRO (C13 - C28)	mg/L	-/-	ANR	ANR	ANR	ANR	ANR	ANR
GRO (C4 - C12)	mg/L	-/-	ANR	ANR	ANR	ANR	ANR	ANR
ADDITIONAL ANALYTES								
1,2-Dichloro-1,1,2-trifluoroethane	ug/L	-/-	ANR	ANR	ANR	ANR	ANR	ANR
2,4,5-Trichlorophenol	ug/L	-/-	ANR	ANR	ANR	ANR	ANR	ANR
1,1,2,2-Tetrachloroethane	ug/L	-/-	ANR	ANR	ANR	ANR	ANR	ANR
1,2,4-Trichlorobenzene	ug/L	-/-	ANR	ANR	ANR	ANR	ANR	ANR
1,2-Dichlorobenzene	ug/L	-/-	ANR	ANR	ANR	ANR	ANR	ANR
1,2-Dichlorobenzene	ug/L	-/-	ANR	ANR	ANR	ANR	ANR	ANR
1,2-Dichloropropane	ug/L	-/-	ANR	ANR	ANR	ANR	ANR	ANR
1,2-Diphenylhydrazine/Azobenzene	ug/L	-/-	ANR	ANR	ANR	ANR	ANR	ANR
1,3-Dichlorobenzene	ug/L	-/-	ANR	ANR	ANR	ANR	ANR	ANR
1,3-Dichlorobenzene	ug/L	-/-	ANR	ANR	ANR	ANR	ANR	ANR
1,4-Dichlorobenzene	ug/L	-/-	ANR	ANR	ANR	ANR	ANR	ANR
1,4-Dichlorobenzene	ug/L	-/-	ANR	ANR	ANR	ANR	ANR	ANR
2,4,6-Trichlorophenol	ug/L	13.0/-	Comp	ND < 0.097	*	Comp	ND < 0.095	*
2,4-Dichlorophenol	ug/L	-/-	ANR	ANR	ANR	ANR	ANR	ANR
2,4-Dimethylphenol	ug/L	-/-	ANR	ANR	ANR	ANR	ANR	ANR
2,4-Dinitrophenol	ug/L	-/-	ANR	ANR	ANR	ANR	ANR	ANR
2,4-Dinitrotoluene	ug/L	18.3/-	Comp	ND < 0.19	*	Comp	ND < 0.19	*
2,6-Dinitrotoluene	ug/L	-/-	ANR	ANR	ANR	ANR	ANR	ANR
2-Chloroethylvinylether	ug/L	-/-	ANR	ANR	ANR	ANR	ANR	ANR
2-Chloronaphthalene	ug/L	-/-	ANR	ANR	ANR	ANR	ANR	ANR
2-Chlorophenol	ug/L	-/-	ANR	ANR	ANR	ANR	ANR	ANR
2-Methyl-4,6-dinitrophenol	ug/L	-/-	ANR	ANR	ANR	ANR	ANR	ANR
2-Methylnaphthalene	ug/L	-/-	ANR	ANR	ANR	ANR	ANR	ANR
2-Methylphenol	ug/L	-/-	ANR	ANR	ANR	ANR	ANR	ANR
2-Nitrophenol	ug/L	-/-	ANR	ANR	ANR	ANR	ANR	ANR
3,3'-Dichlorobenzidine	ug/L	-/-	ANR	ANR	ANR	ANR	ANR	ANR
4,4'-DDD	ug/L	-/-	ANR	ANR	ANR	ANR	ANR	ANR
4,4'-DDE	ug/L	-/-	ANR	ANR	ANR	ANR	ANR	ANR
4,4'-DDT	ug/L	-/-	ANR	ANR	ANR	ANR	ANR	ANR
4-Bromophenylphenylether	ug/L	-/-	ANR	ANR	ANR	ANR	ANR	ANR
4-Chloro-3-methylphenol	ug/L	-/-	ANR	ANR	ANR	ANR	ANR	ANR
4-Chloroaniline	ug/L	-/-	ANR	ANR	ANR	ANR	ANR	ANR
4-Chlorophenylphenylether	ug/L	-/-	ANR	ANR	ANR	ANR	ANR	ANR
4-Nitrophenol	ug/L	-/-	ANR	ANR	ANR	ANR	ANR	ANR
Acenaphthene	ug/L	-/-	ANR	ANR	ANR	ANR	ANR	ANR
Acenaphthylene	ug/L	-/-	ANR	ANR	ANR	ANR	ANR	ANR

OUTFALL 018 (R-2 Spillway)

FIRST QUARTER 2010 REPORTING SUMMARY
THE BOEING COMPANY
SANTA SUSANA FIELD LABORATORY
NPDES PERMIT CA0001309

January 1 through March 31, 2010

ANALYTE	UNITS	Permit Limit Daily Max/Monthly Avg	3/2/2010-3/3/2010			3/6/2010-3/7/2010		
			SAMPLE TYPE	RESULT	VALIDATION QUALIFIER	SAMPLE TYPE	RESULT	VALIDATION QUALIFIER
Acrolein	ug/L	-/-	ANR	ANR	ANR	ANR	ANR	ANR
Acrylonitrile	ug/L	-/-	ANR	ANR	ANR	ANR	ANR	ANR
Acute Toxicity	% SURVIVAL	70-100/-	ANR	ANR	ANR	ANR	ANR	ANR
Aldrin	ug/L	-/-	ANR	ANR	ANR	ANR	ANR	ANR
alpha-BHC	ug/L	0.03/-	Comp	ND < 0.0024	*	Comp	ND < 0.0024	*
Aniline	ug/L	-/-	ANR	ANR	ANR	ANR	ANR	ANR
Anthracene	ug/L	-/-	ANR	ANR	ANR	ANR	ANR	ANR
Aroclor-1016	ug/L	-/-	ANR	ANR	ANR	ANR	ANR	ANR
Aroclor-1221	ug/L	-/-	ANR	ANR	ANR	ANR	ANR	ANR
Aroclor-1232	ug/L	-/-	ANR	ANR	ANR	ANR	ANR	ANR
Aroclor-1242	ug/L	-/-	ANR	ANR	ANR	ANR	ANR	ANR
Aroclor-1248	ug/L	-/-	ANR	ANR	ANR	ANR	ANR	ANR
Aroclor-1254	ug/L	-/-	ANR	ANR	ANR	ANR	ANR	ANR
Aroclor-1260	ug/L	-/-	ANR	ANR	ANR	ANR	ANR	ANR
Benzidine	ug/L	-/-	ANR	ANR	ANR	ANR	ANR	ANR
Benzo(a)anthracene	ug/L	-/-	ANR	ANR	ANR	ANR	ANR	ANR
Benzo(a)pyrene	ug/L	-/-	ANR	ANR	ANR	ANR	ANR	ANR
Benzo(b)fluoranthene	ug/L	-/-	ANR	ANR	ANR	ANR	ANR	ANR
Benzo(g,h,i)perylene	ug/L	-/-	ANR	ANR	ANR	ANR	ANR	ANR
Benzo(k)fluoranthene	ug/L	-/-	ANR	ANR	ANR	ANR	ANR	ANR
Benzoic acid	ug/L	-/-	ANR	ANR	ANR	ANR	ANR	ANR
Benzyl alcohol	ug/L	-/-	ANR	ANR	ANR	ANR	ANR	ANR
beta-BHC	ug/L	-/-	ANR	ANR	ANR	ANR	ANR	ANR
bis (2-Chloroethyl) ether	ug/L	-/-	ANR	ANR	ANR	ANR	ANR	ANR
bis (2-ethylhexyl) Phthalate	ug/L	4.0/-	Comp	ND < 1.6	*	Comp	ND < 1.6	*
bis(2-Chloroethoxy) methane	ug/L	-/-	ANR	ANR	ANR	ANR	ANR	ANR
bis(2-Chloroisopropyl) ether	ug/L	-/-	ANR	ANR	ANR	ANR	ANR	ANR
Bromodichloromethane	ug/L	-/-	ANR	ANR	ANR	ANR	ANR	ANR
Bromoform	ug/L	-/-	ANR	ANR	ANR	ANR	ANR	ANR
Bromomethane	ug/L	-/-	ANR	ANR	ANR	ANR	ANR	ANR
Butylbenzylphthalate	ug/L	-/-	ANR	ANR	ANR	ANR	ANR	ANR
Chlordane	ug/L	-/-	ANR	ANR	ANR	ANR	ANR	ANR
Chlorobenzene	ug/L	-/-	ANR	ANR	ANR	ANR	ANR	ANR
Chloroethane	ug/L	-/-	ANR	ANR	ANR	ANR	ANR	ANR
Chloromethane	ug/L	-/-	ANR	ANR	ANR	ANR	ANR	ANR
Chronic Toxicity	TUC	1.0/-	ANR	ANR	ANR	ANR	ANR	ANR
Chrysene	ug/L	-/-	ANR	ANR	ANR	ANR	ANR	ANR
cis-1,2-Dichloroethene	ug/L	-/-	ANR	ANR	ANR	ANR	ANR	ANR
cis-1,3-Dichloropropene	ug/L	-/-	ANR	ANR	ANR	ANR	ANR	ANR
Cyclohexane	ug/L	-/-	ANR	ANR	ANR	ANR	ANR	ANR
delta-BHC	ug/L	-/-	ANR	ANR	ANR	ANR	ANR	ANR
Dibenzo(a,h)anthracene	ug/L	-/-	ANR	ANR	ANR	ANR	ANR	ANR
Dibenzofuran	ug/L	-/-	ANR	ANR	ANR	ANR	ANR	ANR
Dibromochloromethane	ug/L	-/-	ANR	ANR	ANR	ANR	ANR	ANR
Dieldrin	ug/L	-/-	ANR	ANR	ANR	ANR	ANR	ANR
Diethylphthalate	ug/L	-/-	ANR	ANR	ANR	ANR	ANR	ANR
Dimethylphthalate	ug/L	-/-	ANR	ANR	ANR	ANR	ANR	ANR
Di-n-butylphthalate	ug/L	-/-	ANR	ANR	ANR	ANR	ANR	ANR
Di-n-octylphthalate	ug/L	-/-	ANR	ANR	ANR	ANR	ANR	ANR
Endosulfan I	ug/L	-/-	ANR	ANR	ANR	ANR	ANR	ANR
Endosulfan II	ug/L	-/-	ANR	ANR	ANR	ANR	ANR	ANR
Endosulfan sulfate	ug/L	-/-	ANR	ANR	ANR	ANR	ANR	ANR
Endrin	ug/L	-/-	ANR	ANR	ANR	ANR	ANR	ANR
Endrin aldehyde	ug/L	-/-	ANR	ANR	ANR	ANR	ANR	ANR
Endrin ketone	ug/L	-/-	ANR	ANR	ANR	ANR	ANR	ANR
Fluoranthene	ug/L	-/-	ANR	ANR	ANR	ANR	ANR	ANR
Fluorene	ug/L	-/-	ANR	ANR	ANR	ANR	ANR	ANR
Heptachlor	ug/L	-/-	ANR	ANR	ANR	ANR	ANR	ANR
Heptachlor epoxide	ug/L	-/-	ANR	ANR	ANR	ANR	ANR	ANR
Hexachlorobenzene	ug/L	-/-	ANR	ANR	ANR	ANR	ANR	ANR
Hexachlorobutadiene	ug/L	-/-	ANR	ANR	ANR	ANR	ANR	ANR
Hexachlorocyclopentadiene	ug/L	-/-	ANR	ANR	ANR	ANR	ANR	ANR
Hexachloroethane	ug/L	-/-	ANR	ANR	ANR	ANR	ANR	ANR

OUTFALL 018 (R-2 Spillway)

FIRST QUARTER 2010 REPORTING SUMMARY
 THE BOEING COMPANY
 SANTA SUSANA FIELD LABORATORY
 NPDES PERMIT CA0001309

January 1 through March 31, 2010

ANALYTE	UNITS	Permit Limit Daily Max/Monthly Avg	3/2/2010-3/3/2010			3/6/2010-3/7/2010		
			SAMPLE TYPE	RESULT	VALIDATION QUALIFIER	SAMPLE TYPE	RESULT	VALIDATION QUALIFIER
Hydrazine	ug/L	-/-	ANR	ANR	ANR	ANR	ANR	ANR
Unsymmetrical Dimethyl Hydrazine	ug/L	-/-	ANR	ANR	ANR	ANR	ANR	ANR
Indeno(1,2,3-cd)pyrene	ug/L	-/-	ANR	ANR	ANR	ANR	ANR	ANR
Isophorone	ug/L	-/-	ANR	ANR	ANR	ANR	ANR	ANR
Lindane (gamma-BHC)	ug/L	-/-	ANR	ANR	ANR	ANR	ANR	ANR
Methoxychlor	ug/L	-/-	ANR	ANR	ANR	ANR	ANR	ANR
Methylene Chloride	ug/L	-/-	ANR	ANR	ANR	ANR	ANR	ANR
m-Nitroaniline	ug/L	-/-	ANR	ANR	ANR	ANR	ANR	ANR
Monomethyl Hydrazine	ug/L	-/-	ANR	ANR	ANR	ANR	ANR	ANR
Naphthalene	ug/L	-/-	ANR	ANR	ANR	ANR	ANR	ANR
Nitrobenzene	ug/L	-/-	ANR	ANR	ANR	ANR	ANR	ANR
n-Nitrosodimethylamine	ug/L	16.3/-	Comp	ND < 0.097	*	Comp	ND < 0.095	*
n-Nitroso-di-n-propylamine	ug/L	-/-	ANR	ANR	ANR	ANR	ANR	ANR
n-Nitrosodiphenylamine	ug/L	-/-	ANR	ANR	ANR	ANR	ANR	ANR
o-Nitroaniline	ug/L	-/-	ANR	ANR	ANR	ANR	ANR	ANR
p-Cresol	ug/L	-/-	ANR	ANR	ANR	ANR	ANR	ANR
Pentachlorophenol	ug/L	16.5/-	Comp	ND < 0.097	*	Comp	ND < 0.095	*
Phenanthrene	ug/L	-/-	ANR	ANR	ANR	ANR	ANR	ANR
Phenol	ug/L	-/-	ANR	ANR	ANR	ANR	ANR	ANR
p-Nitroaniline	ug/L	-/-	ANR	ANR	ANR	ANR	ANR	ANR
Pyrene	ug/L	-/-	ANR	ANR	ANR	ANR	ANR	ANR
Toxaphene	ug/L	-/-	ANR	ANR	ANR	ANR	ANR	ANR
trans-1,2-Dichloroethene	ug/L	-/-	ANR	ANR	ANR	ANR	ANR	ANR
trans-1,3-Dichloropropene	ug/L	-/-	ANR	ANR	ANR	ANR	ANR	ANR

OUTFALL 018 (R-2 Spillway)

FIRST QUARTER 2010 REPORTING SUMMARY THE BOEING COMPANY SANTA SUSANA FIELD LABORATORY NPDES PERMIT CA0001309

Sample Type: Composite
Sample Date: January 18-19, 2010

ANALYTE	LAB LOD (ug/L)	LAB RL (ug/L)	LAB RESULT (ug/L)	VALIDATION QUALIFIER	1998 WHO TEF	TCDD Equivalent (w/out DNQ Values) (ug/L)
1,2,3,4,6,7,8-HpCDD	6.20E-06	4.70E-05	8.00E-05	--	0.01	8.00E-07
1,2,3,4,6,7,8-HpCDF	3.40E-06	4.70E-05	ND	U (B)	0.01	ND
1,2,3,4,7,8,9-HpCDF	5.40E-06	4.70E-05	ND	U	0.01	ND
1,2,3,4,7,8-HxCDD	3.90E-06	4.70E-05	ND	U	0.1	ND
1,2,3,4,7,8-HxCDF	3.20E-06	4.70E-05	ND	U	0.1	ND
1,2,3,6,7,8-HxCDD	3.30E-06	3.10E-06	ND	U (B)	0.1	ND
1,2,3,6,7,8-HxCDF	2.70E-06	4.70E-05	ND	U	0.1	ND
1,2,3,7,8,9-HxCDD	2.80E-06	4.70E-05	ND	U	0.1	ND
1,2,3,7,8,9-HxCDF	3.00E-06	4.70E-05	ND	U	0.1	ND
1,2,3,7,8-PeCDD	7.50E-06	4.70E-05	ND	U	1	ND
1,2,3,7,8-PeCDF	4.00E-06	4.70E-05	ND	U	0.05	ND
2,3,4,6,7,8-HxCDF	2.50E-06	4.70E-05	ND	U	0.1	ND
2,3,4,7,8-PeCDF	4.50E-06	4.70E-05	ND	U	0.5	ND
2,3,7,8-TCDD	2.70E-06	9.40E-06	ND	U	1	ND
2,3,7,8-TCDF	2.20E-06	9.40E-06	ND	U	0.1	ND
OCDD	1.60E-05	9.40E-05	9.60E-04	--	0.0001	9.60E-08
OCDF	6.20E-06	9.40E-05	ND	U (B)	0.0001	ND
TCDD TEQ w/out DNQ Values						8.96E-07

TCDD TEQ PERMIT LIMIT = 2.80E-08

See attached notes for abbreviations, definitions, and other explanations for the data presented in this table.

OUTFALL 018 (R-2 Spillway)

**FIRST QUARTER 2010 REPORTING SUMMARY
THE BOEING COMPANY
SANTA SUSANA FIELD LABORATORY
NPDES PERMIT CA0001309**

**Sample Type: Grab
Sample Date: February 6-7, 2010**

ANALYTE	LAB LOD (ug/L)	LAB RL (ug/L)	LAB RESULT (ug/L)	VALIDATION QUALIFIER	1998 WHO TEF	TCDD Equivalent (w/out DNQ Values) (ug/L)
1,2,3,4,6,7,8-HpCDD	9.90E-07	4.70E-05	ND	U (B)	0.01	ND
1,2,3,4,6,7,8-HpCDF	7.60E-07	1.80E-06	ND	U (B)	0.01	ND
1,2,3,4,7,8,9-HpCDF	1.30E-06	4.70E-05	ND	U	0.01	ND
1,2,3,4,7,8-HxCDD	2.80E-07	8.00E-07	ND	U (B)	0.1	ND
1,2,3,4,7,8-HxCDF	4.20E-07	1.00E-06	ND	U (B)	0.1	ND
1,2,3,6,7,8-HxCDD	2.30E-07	1.20E-06	ND	U (B)	0.1	ND
1,2,3,6,7,8-HxCDF	3.90E-07	4.70E-05	ND	U (B)	0.1	ND
1,2,3,7,8,9-HxCDD	2.30E-07	7.10E-07	ND	U (B)	0.1	ND
1,2,3,7,8,9-HxCDF	5.00E-07	6.80E-07	ND	U (B)	0.1	ND
1,2,3,7,8-PeCDD	4.00E-07	4.70E-05	ND	U	1	ND
1,2,3,7,8-PeCDF	5.00E-08	1.00E-06	ND	U (B)	0.05	ND
2,3,4,6,7,8-HxCDF	4.10E-07	7.80E-07	ND	U (B)	0.1	ND
2,3,4,7,8-PeCDF	6.00E-08	4.70E-05	ND	U (B)	0.5	ND
2,3,7,8-TCDD	3.00E-08	9.40E-06	ND	U	1	ND
2,3,7,8-TCDF	2.00E-08	9.40E-06	ND	U	0.1	ND
OCDD	9.30E-07	1.30E-05	ND	U (B)	0.0001	ND
OCDF	8.70E-07	9.40E-05	ND	U (B)	0.0001	ND

TCDD TEQ w/out DNQ Values	ND
----------------------------------	-----------

TCDD TEQ PERMIT LIMIT = 2.80E-08

See attached notes for abbreviations, definitions, and other explanations for the data presented in this table.

OUTFALL 018 (R-2 Spillway)

**FIRST QUARTER 2010 REPORTING SUMMARY
THE BOEING COMPANY
SANTA SUSANA FIELD LABORATORY
NPDES PERMIT CA0001309**

**Sample Type: Composite
Sample Date: March 2-3, 2010**

ANALYTE	LAB LOD (ug/L)	LAB RL (ug/L)	LAB RESULT (ug/L)	VALIDATION QUALIFIER	1998 WHO TEF	TCDD Equivalent (w/out DNQ Values) (ug/L)
1,2,3,4,6,7,8-HpCDD	3.20E-07	5.00E-05	ND	U (B)	0.01	ND
1,2,3,4,6,7,8-HpCDF	6.00E-07	5.00E-05	ND	UJ (*III)	0.01	ND
1,2,3,4,7,8,9-HpCDF	8.00E-07	5.00E-05	ND	U	0.01	ND
1,2,3,4,7,8-HxCDD	2.00E-08	5.00E-05	ND	U	0.1	ND
1,2,3,4,7,8-HxCDF	1.40E-07	5.00E-05	ND	U (B)	0.1	ND
1,2,3,6,7,8-HxCDD	2.00E-08	5.00E-05	ND	U	0.1	ND
1,2,3,6,7,8-HxCDF	1.30E-07	1.80E-07	ND	U (B)	0.1	ND
1,2,3,7,8,9-HxCDD	2.00E-08	5.00E-05	ND	U	0.1	ND
1,2,3,7,8,9-HxCDF	1.60E-07	5.00E-05	ND	U (B)	0.1	ND
1,2,3,7,8-PeCDD	2.60E-07	5.00E-05	ND	U	1	ND
1,2,3,7,8-PeCDF	1.00E-08	5.00E-05	ND	U	0.05	ND
2,3,4,6,7,8-HxCDF	1.20E-07	2.00E-07	ND	U (B)	0.1	ND
2,3,4,7,8-PeCDF	2.00E-08	5.00E-05	ND	U	0.5	ND
2,3,7,8-TCDD	1.00E-08	1.00E-05	ND	U	1	ND
2,3,7,8-TCDF	2.00E-08	1.00E-05	ND	U	0.1	ND
OCDD	1.80E-07	1.00E-04	ND	U (B)	0.0001	ND
OCDF	2.50E-07	1.00E-04	ND	U (B)	0.0001	ND
TCDD TEQ w/out DNQ Values						ND

TCDD TEQ PERMIT LIMIT = 2.80E-08

See attached notes for abbreviations, definitions, and other explanations for the data presented in this table.

OUTFALL 018 (R-2 Spillway)

**FIRST QUARTER 2010 REPORTING SUMMARY
THE BOEING COMPANY
SANTA SUSANA FIELD LABORATORY
NPDES PERMIT CA0001309**

**Sample Type: Composite
Sample Date: March 6-7, 2010**

ANALYTE	LAB LOD (ug/L)	LAB RL (ug/L)	LAB RESULT (ug/L)	VALIDATION QUALIFIER	1998 WHO TEF	TCDD Equivalent (w/out DNQ Values) (ug/L)
1,2,3,4,6,7,8-HpCDD	1.40E-06	2.00E-06	ND	U (B)	0.01	ND
1,2,3,4,6,7,8-HpCDF	9.40E-07	6.40E-07	ND	U (B)	0.01	ND
1,2,3,4,7,8,9-HpCDF	1.50E-06	5.00E-05	ND	U	0.01	ND
1,2,3,4,7,8-HxCDD	1.10E-06	5.00E-05	ND	U	0.1	ND
1,2,3,4,7,8-HxCDF	1.30E-07	6.60E-07	ND	U (B)	0.1	ND
1,2,3,6,7,8-HxCDD	1.00E-06	5.00E-05	ND	U	0.1	ND
1,2,3,6,7,8-HxCDF	1.30E-07	5.00E-05	ND	U	0.1	ND
1,2,3,7,8,9-HxCDD	8.80E-07	5.00E-05	ND	U	0.1	ND
1,2,3,7,8,9-HxCDF	1.60E-07	5.00E-05	ND	U	0.1	ND
1,2,3,7,8-PeCDD	8.30E-07	5.00E-05	ND	U	1	ND
1,2,3,7,8-PeCDF	5.60E-07	5.00E-05	ND	U	0.05	ND
2,3,4,6,7,8-HxCDF	1.10E-07	5.00E-05	ND	U	0.1	ND
2,3,4,7,8-PeCDF	5.80E-07	5.00E-05	ND	U	0.5	ND
2,3,7,8-TCDD	6.00E-07	1.00E-05	ND	U	1	ND
2,3,7,8-TCDF	4.20E-07	1.00E-05	ND	U	0.1	ND
OCDD	2.10E-06	1.00E-04	ND	U (B)	0.0001	ND
OCDF	1.60E-06	1.00E-04	ND	U	0.0001	ND

TCDD TEQ w/out DNQ Values	ND
----------------------------------	-----------

TCDD TEQ PERMIT LIMIT = 2.80E-08

See attached notes for abbreviations, definitions, and other explanations for the data presented in this table.

OUTFALL 018 (R-2 Spillway)

**FIRST QUARTER 2010 REPORTING SUMMARY
THE BOEING COMPANY
SANTA SUSANA FIELD LABORATORY
NPDES PERMIT CA0001309**

January 1 through March 31, 2010

ANALYTE	UNITS	Permit Limit Daily Max/Monthly Avg	01/18/2010-01/19/2010		
			Sample Type	Result	Concentration Result Validation Qualifier
Max Discharge for event	MGD	160	Meas	1.019265	
Ammonia as Nitrogen (N)	LBS/DAY	13,500/-	Comp	ND	*
Biochemical Oxygen Demand (BOD 5 day)	LBS/DAY	40,032/-	Comp	17.85	*
Chloride	LBS/DAY	200,160/-	Comp	136.01	*
Surfactants (MBAS)	LBS/DAY	667/-	Comp	0.56	J* (DNQ)
Fluoride	LBS/DAY	2,135/-	ANR	ANR	ANR
Nitrate + Nitrite as Nitrogen (N)	LBS/DAY	10,700/-	Comp	ND	*
Nitrate as Nitrogen (N)	LBS/DAY	10,700/-	Comp	0.94	*
Nitrite-N	LBS/DAY	1,334/-	Comp	ND	*
Oil & Grease	LBS/DAY	20,016/-	Grab	ND	*
Perchlorate	LBS/DAY	8/-	Comp	ND	*
Sulfate	LBS/DAY	400,320/-	Comp	1700.13	*
Total Cyanide	LBS/DAY	11.3/-	Grab	ND	*
Total Dissolved Solids	LBS/DAY	1,270,000/-	Comp	3740.29	*
Total Suspended Solids	LBS/DAY	60,048/-	Comp	102.01	*
METALS					
Antimony	LBS/DAY	8.01/-	ANR	ANR	ANR
Arsenic	LBS/DAY	66.7/-	ANR	ANR	ANR
Barium	LBS/DAY	1,330/-	ANR	ANR	ANR
Beryllium	LBS/DAY	5.34/-	ANR	ANR	ANR
Cadmium	LBS/DAY	4.14/-	Comp	ND	U
Chromium	LBS/DAY	21.8/-	ANR	ANR	ANR
Copper	LBS/DAY	18.7/-	Comp	0.03	J (*III)
Iron	LBS/DAY	400/-	Comp	13.60	--
Lead	LBS/DAY	6.94/-	Comp	0.01	--
Manganese	LBS/DAY	66.7/-	Comp	1.19	--
Mercury	LBS/DAY	0.13/-	Comp	ND	U
Nickel	LBS/DAY	128/-	ANR	ANR	ANR
Selenium	LBS/DAY	10.9/-	Comp	ND	U
Silver	LBS/DAY	5.5/-	ANR	ANR	ANR
Thallium	LBS/DAY	2.7/-	ANR	ANR	ANR
Zinc	LBS/DAY	159/-	Comp	0.13	J (DNQ)
ORGANICS					
1,1-Dichloroethene	LBS/DAY	8/-	Grab	ND	*
Trichloroethene	LBS/DAY	6.7/-	Grab	ND	*
ADDITIONAL ANALYTES					
2,4,6-Trichlorophenol	LBS/DAY	17/-	Comp	ND	*
2,4-Dinitrotoluene	LBS/DAY	24/-	Comp	ND	*
alpha-BHC	LBS/DAY	0.04/-	Comp	ND	*
bis (2-ethylhexyl) Phthalate	LBS/DAY	5.3/-	Comp	ND	*
n-Nitrosodimethylamine	LBS/DAY	21.8/-	Comp	ND	*
Pentachlorophenol	LBS/DAY	22/-	Comp	ND	*
TCDD TEQ_NoDNQ	LBS/DAY	3.7E-08/-	Comp	7.62E-09	--

OUTFALL 018 (R-2 Spillway)

**FIRST QUARTER 2010 REPORTING SUMMARY
THE BOEING COMPANY
SANTA SUSANA FIELD LABORATORY
NPDES PERMIT CA0001309**

January 1 through March 31, 2010

ANALYTE	UNITS	Permit Limit Daily Max/Monthly Avg	02/06/2010-02/07/2010		
			Sample Type	Result	Concentration Result Validation Qualifier
Max Discharge for event	MGD	160	Meas	0.946545	
Ammonia as Nitrogen (N)	LBS/DAY	13,500/-	Grab	ND	U
Biochemical Oxygen Demand (BOD 5 day)	LBS/DAY	40,032/-	Grab	4.50	J (DNQ)
Chloride	LBS/DAY	200,160/-	Grab	60.79	--
Surfactants (MBAS)	LBS/DAY	667/-	Grab	0.95	--
Fluoride	LBS/DAY	2,135/-	Grab	ND	U (B)
Nitrate + Nitrite as Nitrogen (N)	LBS/DAY	10,700/-	Grab	1.74	J (DNQ)
Nitrate as Nitrogen (N)	LBS/DAY	10,700/-	Grab	1.74	--
Nitrite-N	LBS/DAY	1,334/-	Grab	ND	U
Oil & Grease	LBS/DAY	20,016/-	Grab	ND	U
Perchlorate	LBS/DAY	8/-	Grab	ND	U
Sulfate	LBS/DAY	400,320/-	Grab	868.36	--
Total Cyanide	LBS/DAY	11.3/-	Grab	ND	U
Total Dissolved Solids	LBS/DAY	1,270,000/-	Grab	1578.84	--
Total Suspended Solids	LBS/DAY	60,048/-	Grab	ND	U
METALS					
Antimony	LBS/DAY	8.01/-	Grab	ND	UJ (B)
Arsenic	LBS/DAY	66.7/-	Grab	ND	U
Barium	LBS/DAY	1,330/-	Grab	0.20	--
Beryllium	LBS/DAY	5.34/-	Grab	ND	U
Cadmium	LBS/DAY	4.14/-	Grab	ND	UJ (R, B)
Chromium	LBS/DAY	21.8/-	Grab	ND	U
Copper	LBS/DAY	18.7/-	Grab	0.01	J (*III, DNQ)
Iron	LBS/DAY	400/-	Grab	ND	U
Lead	LBS/DAY	6.94/-	Grab	ND	U
Manganese	LBS/DAY	66.7/-	Grab	1.66	--
Mercury	LBS/DAY	0.13/-	Grab	ND	U
Nickel	LBS/DAY	128/-	Grab	ND	UJ (R)
Selenium	LBS/DAY	10.9/-	Grab	ND	U
Silver	LBS/DAY	5.5/-	Grab	ND	UJ (R, B)
Thallium	LBS/DAY	2.7/-	Grab	ND	U
Zinc	LBS/DAY	159/-	Grab	0.09	J (DNQ)
ORGANICS					
1,1-Dichloroethene	LBS/DAY	8/-	Grab	ND	U
Trichloroethene	LBS/DAY	6.7/-	Grab	ND	U
ADDITIONAL ANALYTES					
2,4,6-Trichlorophenol	LBS/DAY	17/-	Grab	ND	U
2,4-Dinitrotoluene	LBS/DAY	24/-	Grab	ND	U
alpha-BHC	LBS/DAY	0.04/-	Grab	ND	U
bis (2-ethylhexyl) Phthalate	LBS/DAY	5.3/-	Grab	ND	U
n-Nitrosodimethylamine	LBS/DAY	21.8/-	Grab	ND	U
Pentachlorophenol	LBS/DAY	22/-	Grab	ND	UJ (C)
TCDD TEQ_NoDNQ	LBS/DAY	3.7E-08/-	Grab	ND	--

OUTFALL 018 (R-2 Spillway)

**FIRST QUARTER 2010 REPORTING SUMMARY
THE BOEING COMPANY
SANTA SUSANA FIELD LABORATORY
NPDES PERMIT CA0001309**

January 1 through March 31, 2010

ANALYTE	UNITS	Permit Limit Daily Max/Monthly Avg	03/02/2010-03/03/2010			03/06/2010-03/07/2010		
			Sample Type	Result	Concentration Result Validation Qualifier	Sample Type	Result	Concentration Result Validation Qualifier
Max Discharge for event	MGD	160	Meas	0.69772		Meas	0.71745	
Ammonia as Nitrogen (N)	LBS/DAY	13,500/-	Comp	ND	*	Comp	ND	*
Biochemical Oxygen Demand (BOD 5 day)	LBS/DAY	40,032/-	Comp	5.82	J* (DNQ)	Comp	2.99	Ja* (DNQ)
Chloride	LBS/DAY	200,160/-	Comp	116.38	*	Comp	89.75	*
Surfactants (MBAS)	LBS/DAY	667/-	Comp	ND	*	Comp	0.44	Ja* (DNQ)
Fluoride	LBS/DAY	2,135/-	ANR	ANR	ANR	ANR	ANR	ANR
Nitrate + Nitrite as Nitrogen (N)	LBS/DAY	10,700/-	Comp	ND	*	Comp	ND	*
Nitrate as Nitrogen (N)	LBS/DAY	10,700/-	Comp	ND	*	Comp	ND	*
Nitrite-N	LBS/DAY	1,334/-	Comp	ND	*	Comp	ND	*
Oil & Grease	LBS/DAY	20,016/-	Grab	ND	*	Grab	ND	*
Perchlorate	LBS/DAY	8/-	Comp	ND	*	Comp	ND	*
Sulfate	LBS/DAY	400,320/-	Comp	872.85	B-1*	Comp	957.37	*
Total Cyanide	LBS/DAY	11.3/-	Grab	ND	*	Grab	ND	*
Total Dissolved Solids	LBS/DAY	1,270,000/-	Comp	2094.83	*	Comp	2213.91	*
Total Suspended Solids	LBS/DAY	60,048/-	Comp	46.55	J* (DNQ)	Comp	ND	*
METALS								
Antimony	LBS/DAY	8.01/-	ANR	ANR	ANR	ANR	ANR	ANR
Arsenic	LBS/DAY	66.7/-	ANR	ANR	ANR	ANR	ANR	ANR
Barium	LBS/DAY	1,330/-	ANR	ANR	ANR	ANR	ANR	ANR
Beryllium	LBS/DAY	5.34/-	ANR	ANR	ANR	ANR	ANR	ANR
Cadmium	LBS/DAY	4.14/-	Comp	ND	*	Comp	ND	*
Chromium	LBS/DAY	21.8/-	ANR	ANR	ANR	ANR	ANR	ANR
Copper	LBS/DAY	18.7/-	Comp	0.01	J* (DNQ)	Comp	0.01	Ja* (DNQ)
Iron	LBS/DAY	400/-	Comp	ND	*	Comp	1.02	*
Lead	LBS/DAY	6.94/-	Comp	ND	*	Comp	0.0014	Ja* (DNQ)
Manganese	LBS/DAY	66.7/-	Comp	0.05	J* (DNQ)	Comp	0.06	Ja* (DNQ)
Mercury	LBS/DAY	0.13/-	Comp	ND	U	Comp	ND	U
Nickel	LBS/DAY	128/-	ANR	ANR	ANR	ANR	ANR	ANR
Selenium	LBS/DAY	10.9/-	Comp	ND	*	Comp	0.0032	Ja* (DNQ)
Silver	LBS/DAY	5.5/-	ANR	ANR	ANR	ANR	ANR	ANR
Thallium	LBS/DAY	2.7/-	ANR	ANR	ANR	ANR	ANR	ANR
Zinc	LBS/DAY	159/-	Comp	ND	*	Comp	ND	*
ORGANICS								
1,1-Dichloroethene	LBS/DAY	8/-	Grab	ND	*	Grab	ND	*
Trichloroethene	LBS/DAY	6.7/-	Grab	ND	*	Grab	ND	*
ADDITIONAL ANALYTES								
2,4,6-Trichlorophenol	LBS/DAY	17/-	Comp	ND	*	Comp	ND	*
2,4-Dinitrotoluene	LBS/DAY	24/-	Comp	ND	*	Comp	ND	*
alpha-BHC	LBS/DAY	0.04/-	Comp	ND	*	Comp	ND	*
bis (2-ethylhexyl) Phthalate	LBS/DAY	5.3/-	Comp	ND	*	Comp	ND	*
n-Nitrosodimethylamine	LBS/DAY	21.8/-	Comp	ND	*	Comp	ND	*
Pentachlorophenol	LBS/DAY	22/-	Comp	ND	*	Comp	ND	*
TCDD TEQ_NoDNQ	LBS/DAY	3.7E-08/-	Comp	ND	--	Comp	ND	--

**BMP EFFECTIVENESS
OUTFALL 018 (R-2 Spillway)**

**FIRST QUARTER 2010 REPORTING SUMMARY
THE BOEING COMPANY
SANTA SUSANA FIELD LABORATORY
NPDES PERMIT CA0001309**

January 1 through March 31, 2009

SAMPLE NAME	SAMPLE DATE	ANALYTE	UNITS	RESULT
018 EFF-1	01/18/10	Density	g/cc	1.0*
018 EFF-1	01/18/10	Sediment	mg/l	ND <10*
018 EFF-2	01/19/10	Density	g/cc	1.0*
018 EFF-2	01/19/10	Sediment	mg/l	26*
018 EFF-3	01/20/10	Density	g/cc	1.0*
018 EFF-3	01/20/10	Sediment	mg/l	20*
018 EFF-4	01/20/10	Density	g/cc	1.0*
018 EFF-4	01/20/10	Sediment	mg/l	18*
018 EFF-5	01/21/10	Density	g/cc	0.99*
018 EFF-5	01/21/10	Sediment	mg/l	14*
018 EFF-6	01/21/10	Density	g/cc	0.99*
018 EFF-6	01/21/10	Sediment	mg/l	ND <10*
018 EFF-7	01/22/10	Density	g/cc	0.99*
018 EFF-7	01/22/10	Sediment	mg/l	ND <10*
018 EFF-8	01/22/10	Density	g/cc	1.0*
018 EFF-8	01/22/10	Sediment	mg/l	ND <10*
018 EFF-9	01/23/10	Density	g/cc	1.0*
018 EFF-9	01/23/10	Sediment	mg/l	10*
018 EFF-10	01/23/10	Density	g/cc	1.0*
018 EFF-10	01/23/10	Sediment	mg/l	12*
018 EFF-11	01/23/10	Density	g/cc	0.99*
018 EFF-11	01/23/10	Sediment	mg/l	ND <10*
018 EFF-12	01/24/10	Density	g/cc	1.0*
018 EFF-12	01/24/10	Sediment	mg/l	ND <10*
018 EFF-13	01/24/10	Density	g/cc	1.0*
018 EFF-13	01/24/10	Sediment	mg/l	ND <10*
018 EFF-14	01/25/10	Density	g/cc	1.0*
018 EFF-14	01/25/10	Sediment	mg/l	ND <10*
018 EFF-15	01/26/10	Density	g/cc	1.0*
018 EFF-15	01/26/10	Sediment	mg/l	ND <10*
018 EFF-16	01/28/10	Density	g/cc	0.99*
018 EFF-16	01/28/10	Sediment	mg/l	ND <10*
018 EFF-17	01/29/10	Density	g/cc	0.99*
018 EFF-17	01/29/10	Sediment	mg/l	ND <10*
018 EFF-1	02/07/10	Density	g/cc	1.0*
018 EFF-1	02/07/10	Sediment	mg/l	ND <10*
018 EFF-2	02/08/10	Density	g/cc	0.99*
018 EFF-2	02/08/10	Sediment	mg/l	ND <10*
018 EFF-3	02/09/10	Density	g/cc	1.0*
018 EFF-3	02/09/10	Sediment	mg/l	ND <10*
018 EFF-4	02/10/10	Density	g/cc	1.0*
018 EFF-4	02/10/10	Sediment	mg/l	ND <10*
018 EFF-5	02/11/10	Density	g/cc	1.0*
018 EFF-5	02/11/10	Sediment	mg/l	ND <10*

**BMP EFFECTIVENESS
OUTFALL 018 (R-2 Spillway)**

**FIRST QUARTER 2010 REPORTING SUMMARY
THE BOEING COMPANY
SANTA SUSANA FIELD LABORATORY
NPDES PERMIT CA0001309**

January 1 through March 31, 2009

SAMPLE NAME	SAMPLE DATE	ANALYTE	UNITS	RESULT
018 EFF-1	03/02/10	Density	g/cc	0.99
018 EFF-1	03/02/10	Sediment	mg/l	ND <10
018 EFF-2	03/03/10	Density	g/cc	1.0
018 EFF-2	03/03/10	Sediment	mg/l	ND <10
018 EFF-3	03/04/10	Density	g/cc	1.0
018 EFF-3	03/04/10	Sediment	mg/l	ND <10
018 EFF-1	03/07/10	Density	g/cc	0.99
018 EFF-1	03/07/10	Sediment	mg/l	11

ARROYO SIMI (Frontier Park Receiving Water)

**FIRST QUARTER 2010 REPORTING SUMMARY
THE BOEING COMPANY
SANTA SUSANA FIELD LABORATORY
NPDES PERMIT CA0001309**

January 1 through March 31, 2010

ANALYTE	UNITS	Permit Limit Daily Max/Monthly Avg	2/11/2010		
			SAMPLE TYPE	RESULT	VALIDATION QUALIFIER
Water Velocity	ft/sec	-/-	Meas	0.12	*
pH (Field)	pH Units	6.5-8.5/-	Grab	7.41	*
Temperature	F	NA	Grab	58.3	*
Hardness	mg/l	NA	Grab	880	--
Calcium	mg/l	NA	Grab	230	--
Magnesium	mg/l	NA	Grab	74	--
4,4'-DDD	ug/L	0.0014/-	Grab	ND < 0.0019	*
4,4'-DDE	ug/L	0.001/-	Grab	ND < 0.0029	*
4,4'-DDT	ug/L	0.001/-	Grab	ND < 0.0038	*
Aroclor-1016	ug/L	0.0003/-	Grab	ND < 0.24	*
Aroclor-1221	ug/L	0.0003/-	Grab	ND < 0.24	*
Aroclor-1232	ug/L	0.0003/-	Grab	ND < 0.24	*
Aroclor-1242	ug/L	0.0003/-	Grab	ND < 0.24	*
Aroclor-1248	ug/L	0.0003/-	Grab	ND < 0.24	*
Aroclor-1254	ug/L	0.0003/-	Grab	ND < 0.24	*
Aroclor-1260	ug/L	0.0003/-	Grab	ND < 0.24	*
Chlordane	ug/L	0.001/-	Grab	ND < 0.038	*
Chlorpyrifos	ug/L	0.02/-	Grab	ND < 0.10	U
Diazinon	ug/L	0.16/-	Grab	ND < 0.10	U
Dieldrin	ug/L	0.0002/-	Grab	ND < 0.0019	*
Toxaphene	ug/L	0.0003/-	Grab	ND < 0.24	*

ARROYO SIMI SEDIMENT (Frontier Park Receiving Water)

**FIRST QUARTER 2010 REPORTING SUMMARY
THE BOEING COMPANY
SANTA SUSANA FIELD LABORATORY
NPDES PERMIT CA0001309**

January 1 through March 31, 2010

ANALYTE	UNITS	Permit Limit Daily Max/Monthly Avg	2/11/2010		
			SAMPLE TYPE	RESULT	VALIDATION QUALIFIER
Water Velocity	ft/sec	-/-	Meas	0.12	ANR
pH (Field)	pH Units	-/-	Grab	7.41	*
Conductivity (Field)	umhos/cm	-/-	Grab	2.19	*
Dissolved Oxygen (Field)	mg/L	-/-	Grab	4.89	*
Temperature	deg F	-/-	Grab	58.3	
Ammonia as Nitrogen (N)	mg/kg	-/-	Grab	ND < 2.0	--
Total Organic Carbon	mg/L	-/-	Grab	ND < 1700	*
Percent Moisture	%	-/-	Grab	30	*
4,4'-DDD	ug/kg	14/-	Grab	ND < 1.5	*
4,4'-DDE	ug/kg	170/-	Grab	ND < 1.5	*
4,4'-DDT	ug/kg	25/-	Grab	ND < 1.5	C-2*
Aroclor-1016	ug/kg	25700/-	Grab	ND < 6.7	*
Aroclor-1221	ug/kg	25700/-	Grab	ND < 6.7	*
Aroclor-1232	ug/kg	25700/-	Grab	ND < 6.7	*
Aroclor-1242	ug/kg	25700/-	Grab	ND < 6.7	*
Aroclor-1248	ug/kg	25700/-	Grab	ND < 6.7	*
Aroclor-1254	ug/kg	25700/-	Grab	ND < 6.7	*
Aroclor-1260	ug/kg	25700/-	Grab	ND < 6.7	*
Chlordane	ug/kg	3.3/-	Grab	ND < 10	*
Dieldrin	ug/kg	1.1/-	Grab	ND < 1.5	*
Toxaphene	ug/kg	230/-	Grab	ND < 50	*
Sediment toxicity	%	-/-	Grab	94	*
Bivalve Embryo toxicity	%	-/-	Grab	100	*
PARTICLE SIZE DISTRIBUTION					
Gravel	%	-/-	Grab	0.9	*
Coarse Sand	%	-/-	Grab	0.5	*
Medium Sand	%	-/-	Grab	11.5	*
Fine Sand	%	-/-	Grab	28.8	*
Silt	%	-/-	Grab	25.5	*
Clay	%	-/-	Grab	32.9	*

APPENDIX D

FIRST QUARTER 2010 RADIOLOGICAL MONITORING DATA

**FIRST QUARTER 2010 REPORTING SUMMARY NOTES
THE BOEING COMPANY
SANTA SUSANA FIELD LABORATORY
NPDES PERMIT CA0001309**

Notes:

1. For Dioxins and Furans, laboratory results may have been reported in picograms/liter (pg/L). However, the permit limit is stated in micrograms/liter (µg/L). To evaluate permit compliance, the laboratory results have been converted to µg/L, as necessary, to calculate the TCDD TEQ.
2. TCDD TEQs for the purpose of determining permit compliance are the sum of the products of the detected dioxin congener concentration multiplied by that congener's TEF. The resulting compliance TCDD TEQ does not include those congener concentrations that are reported as DNQ, as specified on Page 53 of the NPDES permit.
3. For some sample dates, pH was determined with a field instrument and was noted as such. These results were not validated. Since pH does not have an RL, the possible pH range is shown in the RL column.
4. The NPDES permit limit or benchmark limit for mercury of 0.10 µg/L (Outfalls 001, 002, 011, 018 and 019) and 0.13 µg/L (Outfalls 003-010) are not achievable by the laboratory; therefore, the laboratory reporting limit of 0.20 µg/L was used to determine compliance.
5. All of the following abbreviations and/or notes may not occur on every table.

-92.9 +/-200	A negative radiochemical analytical result indicates the count rate of the sample was less than the background condition
\$	reported result or other information was incorrectly reported by the laboratory; result was corrected by the data validator
--	based on validation of the data, a qualifier was not required
-/-	no permit limit established for daily maximum or monthly average
<(value)	analyte not detected at a concentration greater than or equal to the DL, MDL, or RL (see laboratory report for specific detail)
*	result not validated
*1	improper preservation of sample
*2	the ICP/MS ppb check standard was recovered above the control limit; therefore, the constituent detected was qualified as estimated (J)
*3	initial and or continuing calibration recoveries were outside acceptable control limits
*5	blank spike/blank spike duplicate relative percent difference was outside the control limit

**FIRST QUARTER 2010 REPORTING SUMMARY NOTES
THE BOEING COMPANY
SANTA SUSANA FIELD LABORATORY
NPDES PERMIT CA0001309**

*10	value was estimated detect or estimated non detect (J,UJ) due to deficiencies in quantitation of the constituent including constituents reported by the laboratory as Estimated Maximum Possible Concentration (EMPC) values
*11	no calibration was performed for this compound; result is reported as a tentatively identified compound (TIC)
ANR	analysis not required; e.g., constituent or outfall was not required by the permit to be sampled and analyzed (annual, semi-annual, etc.)
B	laboratory method blank contamination
C	calibration %RSD or %D were noncompliant
C5	Calibration verification %R was outside method control limits
%D	percent difference between the initial and continuing calibration relative response factors
deg F	degrees Fahrenheit
DL	detection limit
DNQ	detected but not quantified (constituent value greater than or equal to the laboratory method detection limit and less then the laboratory reporting limit)
E	duplicates show poor agreement
H	holding time was exceeded
I	ICP interference check solution results were unsatisfactory
J	estimated value
Ja	estimated value, analyte detected at a value less than the reporting limit (RL) and greater than or equal to the method detection limit (MDL). The user of this data should be aware that this data is of limited reliability.
K	The sample dilution's set-up did not meet the oxygen depletion criteria of at least 2 mg/l. Therefore, the reported result is an estimated value only.
L2	the laboratory control sample %R was below the method control limits
L	laboratory control sample %R was outside control limits
LOD	limit of detection
M1	matrix spike (MS) and/or MS duplicate were above the acceptance limits due to sample matrix interference
M2	the MS and/or MS duplicate were below the acceptance limits due to sample matrix interference
MDA	minimum detected activity
MDL	method detection limit
MGD	million gallons per day
MHA*	Due to high level of analyte in the sample, the MS/MSD calculation does not provide useful spike recovery information.
mg/L	milligrams per liter
ml/L/hr	milliliters per liter per hour

**FIRST QUARTER 2010 REPORTING SUMMARY NOTES
THE BOEING COMPANY
SANTA SUSANA FIELD LABORATORY
NPDES PERMIT CA0001309**

NA	not applicable; no permit limit established for the constituent and/or outfall
ND	analyte value less than the LOD or MDL
NM	not measured or determined
NTU	nephelometric turbidity unit
pCi/L	picocuries per liter
pg/L	picograms per liter
Q	matrix spike recovery outside of control limits
R	as a validation qualifier, results are rejected; the presence or absence of analyte cannot be verified
R	(reason code in parentheses) %R for calibration not within control limits
RL	laboratory reporting limit
RL-1	reporting limit raised due to sample matrix effects
%RSD	percent relative standard deviation
S	surrogate recovery was outside control limits
TEQ	toxic equivalent
T	presumed contamination, as indicated by a detect in the trip blank
TU _c	toxicity units (chronic)
U	result not detected
µg/L	micrograms per liter
UJ	result not detected at the estimated reporting limit
umhos/cm	micromhos per centimeter
WHO TEF	World Health Organization toxic equivalency factor
^	analysis not completed due to hold time exceedence or insufficient sample volume

OUTFALL 001 (South Slope below Perimeter Pond)

FIRST QUARTER 2010 REPORTING SUMMARY
 THE BOEING COMPANY
 SANTA SUSANA FIELD LABORATORY
 NPDES PERMIT CA0001309

January 1 through March 31, 2010

ANALYTE	SAMPLE TYPE	UNITS	Benchmark Limit Daily Max/Monthly Avg	1/18/2010			2/6/2010		
				RESULT	VALIDATION QUALIFIER	MDA	RESULT	VALIDATION QUALIFIER	MDA
RADIOACTIVITY									
Gross Alpha	Composite	pCi/L	15/-	7.3 ± 1.8	J (H, C)	1.2	6.9 ± 1.9	J (H,C)	1.6
Gross Beta	Composite	pCi/L	50/-	9 ± 1.6	J (H)	1.6	8.1 ± 1.3	J (H)	1.2
Strontium-90	Composite	pCi/L	8.0/-	0.29 ± 0.30	U	0.5	-0.24 ± 0.34	U	0.64
Total Combined Radium-226 & Radium 228	Composite	pCi/L	5.0/-	0.50 ± 0.44	U	0.92	0.24 ± 0.28	R	0.62
Tritium	Composite	pCi/L	20000/-	64 ± 88	U	140	65 ± 65	U	96
Uranium, Total	Composite	pCi/L	20/-	0.455 ± 0.048	J (H, DNQ)	0.21	0.369 ± 0.042	J (H, DNQ)	0.21
Potassium-40	Composite	pCi/L	----	-90 ± 540	U	260	-180 ± 810	U	290
Cesium 137	Composite	pCi/L	200/-	-2.2 ± 9.1	U	16	1.3 ± 8.1	U	15

Sample taken on 1/18/10 was a grab sample

OUTFALL 002 (South Slope below R-2 Pond)

FIRST QUARTER 2010 REPORTING SUMMARY
 THE BOEING COMPANY
 SANTA SUSANA FIELD LABORATORY
 NPDES PERMIT CA0001309

January 1 through March 31, 2010

ANALYTE	SAMPLE TYPE	UNITS	Benchmark Limit Daily Max/Monthly Avg	1/19/2010			2/5/2010		
				RESULT	VALIDATION QUALIFIER	MDA	RESULT	VALIDATION QUALIFIER	MDA
RADIOACTIVITY									
Gross Alpha	Composite	pCi/L	15/-	3.9 ± 1.9	J (H, C)	2.3	4.5 ± 2.4	J (H,C)	3
Gross Beta	Composite	pCi/L	50/-	9.5 ± 1.7	J (H)	1.8	2.9 ± 1.0	J (H, DNQ)	1.3
Strontium-90	Composite	pCi/L	8.0/-	0.09 ± 0.41	U	0.7	0.37 ± 0.27	U	0.42
Total Combined Radium-226 & Radium 228	Composite	pCi/L	5.0/-	0.637 ± 0.598	U	1.14	0.060 ± 0.239	R	0.57
Tritium	Composite	pCi/L	20000/-	36 ± 81	U	140	ND < 500 ± 73	U (B)	93
Uranium, Total	Composite	pCi/L	20/-	0.218 ± 0.038	J (H, DNQ)	0.21	1.48 ± 0.15	--	0.21
Potassium-40	Composite	pCi/L	----	-60 ± 520	U	290	-40 ± 200	UJ (H)	190
Cesium 137	Composite	pCi/L	200/-	0.0 ± 1.7	U	6.3	2.6 ± 6.0	UJ (H)	10

OUTFALL 002 (South Slope below R-2 Pond)

FIRST QUARTER 2010 REPORTING SUMMARY
 THE BOEING COMPANY
 SANTA SUSANA FIELD LABORATORY
 NPDES PERMIT CA0001309

January 1 through March 31, 2010

ANALYTE	SAMPLE TYPE	UNITS	Benchmark Limit Daily Max/Monthly Avg	2/20/2010			2/28/2010		
				RESULT	VALIDATION QUALIFIER	MDA	RESULT	VALIDATION QUALIFIER	MDA
RADIOACTIVITY									
Gross Alpha	Composite	pCi/L	15/-	-0.12 ± 0.90	UJ (H, C)	2	6.7 ± 3.1	J (H, C)	3.6
Gross Beta	Composite	pCi/L	50/-	3.5 ± 1.0	J (H, DNQ)	1.3	4.9 ± 1.2	J (H)	1.4
Strontium-90	Composite	pCi/L	8.0/-	-0.03 ± 0.19	U	0.34	-0.04 ± 0.22	U	0.4
Total Combined Radium-226 & Radium 228	Composite	pCi/L	5.0/-	0.063 ± 0.216	U	0.438	0.73 ± 0.73	J	0.385
Tritium	Composite	pCi/L	20000/-	-79 ± 52	U	140	93 ± 87	U	130
Uranium, Total	Composite	pCi/L	20/-	0.677 ± 0.074	R (B, H)	0.21	ND < 1.48 ± 0.17	UJ (B, H)	0.21
Potassium-40	Composite	pCi/L	----	-30 ± 270	U	280	-80 ± 410	U	210
Cesium 137	Composite	pCi/L	200/-	-1 ± 11	U	21	-0.9 ± 7.3	U	13

OUTFALL 002 (South Slope below R-2 Pond)

FIRST QUARTER 2010 REPORTING SUMMARY
 THE BOEING COMPANY
 SANTA SUSANA FIELD LABORATORY
 NPDES PERMIT CA0001309

January 1 through March 31, 2010

ANALYTE	SAMPLE TYPE	UNITS	Benchmark Limit Daily Max/Monthly Avg	3/7/2010		
				RESULT	VALIDATION QUALIFIER	MDA
RADIOACTIVITY						
Gross Alpha	Composite	pCi/L	15/-	0.3 ± 1.1	UJ (C)	2.1
Gross Beta	Composite	pCi/L	50/-	3.9 ± 1.4	J (DNQ)	2
Strontium-90	Composite	pCi/L	8.0/-	0.25 ± 0.32	U	0.53
Total Combined Radium-226 & Radium 228	Composite	pCi/L	5.0/-	0.633 ± 0.384	U	0.663
Tritium	Composite	pCi/L	20000/-	34 ± 87	U	160
Uranium, Total	Composite	pCi/L	20/-	ND < 0.693 ± 0.072	U (B)	0.21
Potassium-40	Composite	pCi/L	----	-50 ± 360	U	250
Cesium 137	Composite	pCi/L	200/-	4.5 ± 9.4	U	16

OUTFALL 003 (RMHF)

**FIRST QUARTER 2010 REPORTING SUMMARY
THE BOEING COMPANY
SANTA SUSANA FIELD LABORATORY
NPDES PERMIT CA0001309**

January 1 through March 31, 2010

ANALYTE	SAMPLE TYPE	UNITS	Permit Limit Daily Max/Monthly Avg	1/22/2010			2/7/2010		
				RESULT	VALIDATION QUALIFIER	MDA	RESULT	VALIDATION QUALIFIER	MDA
RADIOACTIVITY									
Gross Alpha	Composite	pCi/L	15/-	3.3 ±1.2	J (C)	1.1	3.7 ± 1.4	J (C)	1.4
Gross Beta	Composite	pCi/L	50/-	4 ±1.2	J (DNQ)	1.6	4.03 ± 0.95	--	0.99
Strontium-90	Composite	pCi/L	8.0/-	0.29 ±0.40	U	0.67	0.41 ± 0.53	UJ (*III)	0.87
Total Combined Radium-226 & Radium 228	Composite	pCi/L	5.0/-	0.70 ± 0.50	U	0.97	0.24 ± 0.27	R	0.64
Tritium	Composite	pCi/L	20000/-	123 ±98	U	140	ND < 500 ± 86	U (B)	94
Uranium, Total	Composite	pCi/L	20/-	0.339 ± 0.036	J (H, DNQ)	0.21	1.09 ± 0.11	J (H)	0.21
Potassium-40	Composite	pCi/L	----	-20 ±120	U	190	-100 ± 5300	U	200
Cesium 137	Composite	pCi/L	200/-	-0.1 ±7.3	U	13	-1.5 ± 9.5	U	17

OUTFALL 006 (FSDF-2)

FIRST QUARTER 2010 REPORTING SUMMARY
 THE BOEING COMPANY
 SANTA SUSANA FIELD LABORATORY
 NPDES PERMIT CA0001309

January 1 through March 31, 2010

ANALYTE	SAMPLE TYPE	UNITS	Permit Limit Daily Max/Monthly Avg	1/19/2010			3/8/2010		
				RESULT	VALIDATION QUALIFIER	MDA	RESULT	VALIDATIO N QUALIFIER	MDA
RADIOACTIVITY	Composite								
Gross Alpha	Composite	pCi/L	15/-	2.5 ± 1.1	J (H, C, DNQ)	1.2	0.7 ± 1.2	UJ (H, C)	2
Gross Beta	Composite	pCi/L	50/-	2.97 ± 0.89	J (H, DNQ)	1.1	3.6 ± 1.0	J (H, DNQ)	1.2
Strontium-90	Composite	pCi/L	8.0/-	0.04 ± 0.21	U	0.37	-0.1 ± 0.39	U	0.68
Total Combined Radium-226 & Radium 228	Composite	pCi/L	5.0/-	0.09 ± 0.877	U	1.88	0.18 ± 0.26	U	0.49
Tritium	Composite	pCi/L	20000/-	11 ± 78	U	140	73 ± 92	U	150
Uranium, Total	Composite	pCi/L	20/-	0.12 ± 0.013	R (H)	0.21	ND < 0.677 ± 0.050	UJ (B, H)	0.21
Potassium-40	Composite	pCi/L	----	-80 ± 1000	U	300	-80 ± 3300	UJ (H)	300
Cesium 137	Composite	pCi/L	200/-	-2.3 ± 9.7	U	18	-2.2 ± 9.0	UJ (H)	16

OUTFALL 008 (Happy Valley Drainage)

FIRST QUARTER 2010 REPORTING SUMMARY
 THE BOEING COMPANY
 SANTA SUSANA FIELD LABORATORY
 NPDES PERMIT CA0001309

January 1 through March 31, 2010

ANALYTE	SAMPLE TYPE	UNITS	Benchmark Limit Daily Max/Monthly Avg	1/18/2010		
				RESULT	VALIDATION QUALIFIER	MDA
RADIOACTIVITY						
Gross Alpha	Composite	pCi/L	15/-	25.8 ± 5.5	J (H, C)	3.8
Gross Beta	Composite	pCi/L	50/-	25.4 ± 4.3	J (H)	4.4
Strontium-90	Composite	pCi/L	8.0/-	0.26 ± 0.46	U	0.77
Total Combined Radium-226 & Radium 228	Composite	pCi/L	5.0/-	-1.81 ± 0.90	U	1.99
Tritium	Composite	pCi/L	20000/-	81 ± 90	U	140
Uranium, Total	Composite	pCi/L	20/-	0.652 ± 0.070	J (H, DNQ)	0.21
Potassium-40	Composite	pCi/L	----	-30 ± 240	U	290
Cesium 137	Composite	pCi/L	200/-	-2.3 ± 9.2	U	17

OUTFALL 008 (Happy Valley Drainage)

FIRST QUARTER 2010 REPORTING SUMMARY
 THE BOEING COMPANY
 SANTA SUSANA FIELD LABORATORY
 NPDES PERMIT CA0001309

January 1 through March 31, 2010

ANALYTE	SAMPLE TYPE	UNITS	Benchmark Limit Daily Max/Monthly Avg	2/5/2010			2/28/2010		
				RESULT	VALIDATION QUALIFIER	MDA	RESULT	VALIDATION QUALIFIER	MDA
RADIOACTIVITY									
Gross Alpha	Composite	pCi/L	15/-	20.5 ± 4.0	J (H, C)	2.2	7.9 ± 2.3	J (H, C)	2
Gross Beta	Composite	pCi/L	50/-	10.8 ± 1.7	J (H)	1.2	6.7 ± 1.2	J (H)	1.1
Strontium-90	Composite	pCi/L	8.0/-	0.85 ± 0.89	UJ (*III)	1.4	0.13 ± 0.24	U	0.41
Total Combined Radium-226 & Radium 228	Composite	pCi/L	5.0/-	0.31 ± 0.25	R	0.53	0.64 ± 0.514	U	1.05
Tritium	Composite	pCi/L	20000/-	ND < 500 ± 72	U (B)	95	100 ± 86	U	130
Uranium, Total	Composite	pCi/L	20/-	0.811 ± 0.086	J (H)	0.21	ND < 1.38 ± 0.15	UJ (H, B)	0.21
Potassium-40	Composite	pCi/L	----	-100 ± 5300	UJ (H)	200	-60 ± 410	U	250
Cesium 137	Composite	pCi/L	200/-	-1.6 ± 8.7	UJ (H)	16	-3 ± 12	U	18

OUTFALL 008 (Happy Valley Drainage)

FIRST QUARTER 2010 REPORTING SUMMARY
 THE BOEING COMPANY
 SANTA SUSANA FIELD LABORATORY
 NPDES PERMIT CA0001309

January 1 through March 31, 2010

ANALYTE	SAMPLE TYPE	UNITS	Benchmark Limit Daily Max/Monthly Avg	3/7/2010			3/25/2010		
				RESULT	VALIDATION QUALIFIER	MDA	RESULT	VALIDATION QUALIFIER	MDA
RADIOACTIVITY									
Gross Alpha	Composite	pCi/L	15/-	0.82 ± 0.99	UJ (C)	1.6			Results Pending
Gross Beta	Composite	pCi/L	50/-	2.2 ± 1.1	J (DNQ)	1.6			Results Pending
Strontium-90	Composite	pCi/L	8.0/-	0.42 ± 0.90	UJ (*III)	1.5			Results Pending
Total Combined Radium-226 & Radium 228	Composite	pCi/L	5.0/-	0.354 ± 0.314	U	0.56			Results Pending
Tritium	Composite	pCi/L	20000/-	-54 ± 66	U	150			Results Pending
Uranium, Total	Composite	pCi/L	20/-	ND < 0.693 ± 0.085	U (B)	0.21			Results Pending
Potassium-40	Composite	pCi/L	----	-30 ± 220	U	220			Results Pending
Cesium 137	Composite	pCi/L	200/-	0.9 ± 8.3	U	15			Results Pending

OUTFALL 009 (WS-13 Drainage)

FIRST QUARTER 2010 REPORTING SUMMARY
 THE BOEING COMPANY
 SANTA SUSANA FIELD LABORATORY
 NPDES PERMIT CA0001309

January 1 through March 31, 2010

ANALYTE	SAMPLE TYPE	UNITS	Benchmark Limit Daily Max/Monthly Avg	1/19/2010		
				RESULT	VALIDATION QUALIFIER	MDA
RADIOACTIVITY						
Gross Alpha	Composite	pCi/L	15/-	1.66 ± 0.78	J (H, C, DNQ)	0.88
Gross Beta	Composite	pCi/L	50/-	3 ± 1.1	J (H, DNQ)	1.6
Strontium-90	Composite	pCi/L	8.0/-	0.66 ± 0.39	J (DNQ)	0.6
Total Combined Radium-226 & Radium 228	Composite	pCi/L	5.0/-	0.01 ± 0.63	U	1.28
Tritium	Composite	pCi/L	20000/-	29 ± 46	U	76
Uranium, Total	Composite	pCi/L	20/-	0.00278 ± 0.00032	R (H)	0.21
Potassium-40	Composite	pCi/L	----	-100 ± 4000	U	200
Cesium 137	Composite	pCi/L	200/-	-2 ± 11	U	19

OUTFALL 009 (WS-13 Drainage)

FIRST QUARTER 2010 REPORTING SUMMARY
 THE BOEING COMPANY
 SANTA SUSANA FIELD LABORATORY
 NPDES PERMIT CA0001309

January 1 through March 31, 2010

ANALYTE	SAMPLE TYPE	UNITS	Benchmark Limit Daily Max/Monthly Avg	2/5/2010			2/20/2010		
				RESULT	VALIDATION QUALIFIER	MDA	RESULT	VALIDATION QUALIFIER	MDA
RADIOACTIVITY									
Gross Alpha	Composite	pCi/L	15/-	1.02 ± 0.84	UJ (H, C)	1.2	0.74 ± 0.84	UJ (C, H)	1.3
Gross Beta	Composite	pCi/L	50/-	1.65 ± 0.71	J (H, DNQ)	0.95	1.67 ± 0.76	J (H, DNQ)	1
Strontium-90	Composite	pCi/L	8.0/-	0.2 ± 0.25	U	0.42	0.4 ± 0.33	U	0.53
Total Combined Radium-226 & Radium 228	Composite	pCi/L	5.0/-	0.670 ± 0.256	J	0.49	0.416 ± 0.365	UJ	0.655
Tritium	Composite	pCi/L	20000/-	ND < 500 ± 77	U (B)	95	82 ± 90	U	140
Uranium, Total	Composite	pCi/L	20/-	0.264 ± 0.031	J (H, DNQ)	0.21	0.472 ± 0.056	R (B, H)	0.21
Potassium-40	Composite	pCi/L	----	-40 ± 240	UJ (H)	220	-100 ± 4100	U	200
Cesium 137	Composite	pCi/L	200/-	1.8 ± 6.7	UJ (H)	12	-10 ± 510	U	20

OUTFALL 009 (WS-13 Drainage)

FIRST QUARTER 2010 REPORTING SUMMARY
 THE BOEING COMPANY
 SANTA SUSANA FIELD LABORATORY
 NPDES PERMIT CA0001309

January 1 through March 31, 2010

ANALYTE	SAMPLE TYPE	UNITS	Benchmark Limit Daily Max/Monthly Avg	2/28/2010			3/7/2010		
				RESULT	VALIDATION QUALIFIER	MDA	RESULT	VALIDATION QUALIFIER	MDA
RADIOACTIVITY									
Gross Alpha	Composite	pCi/L	15/-	2.1 ± 1.2	J (H, C, DNQ)	1.5	0.6 ± 0.65	UJ (C)	1
Gross Beta	Composite	pCi/L	50/-	1.5 ± 0.79	J (H, DNQ)	1.1	1.38 ± 0.98	U	1.5
Strontium-90	Composite	pCi/L	8.0/-	0.24 ± 0.24	U	0.39	0.01 ± 0.26	U	0.46
Total Combined Radium-226 & Radium 228	Composite	pCi/L	5.0/-	0.31 ± 0.284	U	0.57	0.494 ± 0.293	U	0.496
Tritium	Composite	pCi/L	20000/-	49 ± 79	U	130	100 ± 97	U	150
Uranium, Total	Composite	pCi/L	20/-	ND < 1.39 ± 0.076	UJ (B, H)	0.43	ND < 0.693 ± 0.059	U (B)	0.21
Potassium-40	Composite	pCi/L	----	-80 ± 440	U	220	-20 ± 130	U	210
Cesium 137	Composite	pCi/L	200/-	-1.6 ± 6.8	U	12	ND < 9 ± 4.7	U	9

OUTFALL 010 (Building 203)

FIRST QUARTER 2010 REPORTING SUMMARY
 THE BOEING COMPANY
 SANTA SUSANA FIELD LABORATORY
 NPDES PERMIT CA0001309

January 1 through March 31, 2010

ANALYTE	Sample Type	UNITS	Permit Limit Daily Max/Monthly Avg	1/19/2010		
				RESULT	Validation Qualifier	MDA
RADIOACTIVITY						
Gross Alpha	Composite	pCi/L	15/-	1.2 ± 1.2	UJ (H, C)	1.9
Gross Beta	Composite	pCi/L	50/-	3.61 ± 0.97	J (H, DNQ)	1.2
Strontium-90	Composite	pCi/L	8.0/-	0.13 ± 0.24	U	0.4
Total Combined Radium-226 & Radium 228	Composite	pCi/L	5.0/-	-0.34 ± 0.622	U	1.33
Tritium	Composite	pCi/L	20000/-	410 ± 140	U (B)	140
Uranium, Total	Composite	pCi/L	20/-	0.148 ± 0.017	R (H)	0.21
Potassium-40	Composite	pCi/L	----	-50 ± 380	U	290
Cesium 137	Composite	pCi/L	200/-	2.3 ± 9.9	U	18

OUTFALL 010 (Building 203)

FIRST QUARTER 2010 REPORTING SUMMARY
 THE BOEING COMPANY
 SANTA SUSANA FIELD LABORATORY
 NPDES PERMIT CA0001309

January 1 through March 31, 2010

ANALYTE	Sample Type	UNITS	Permit Limit Daily Max/Monthly Avg	2/6/2010			2/28/2010		
				RESULT	Validation Qualifer	MDA	RESULT	Validation Qualifer	MDA
RADIOACTIVITY									
Gross Alpha	Composite	pCi/L	15/-	2.7 ± 1.3	J (H, C, DNQ)	1.4	1.9 ± 1.5	UJ (H, C)	2.3
Gross Beta	Composite	pCi/L	50/-	5.8 ± 1.1	J (H)	1	4.5 ± 1.1	J (H)	1.3
Strontium-90	Composite	pCi/L	8.0/-	0.08 ± 0.24	U	0.4	0.08 ± 0.25	U	0.44
Total Combined Radium-226 & Radium 228	Composite	pCi/L	5.0/-	0.24 ± 0.294	R	0.66	0.15 ± 0.373	U	0.80
Tritium	Composite	pCi/L	20000/-	1060 ± 200	--	90	ND < 500 ± 92	U (B)	130
Uranium, Total	Composite	pCi/L	20/-	0.422 ± 0.047	J (H, DNQ)	0.21	ND < 0.693 ± 0.062	UJ (B, H)	0.21
Potassium-40	Composite	pCi/L	----	-60 ± 250	U	250	-50 ± 310	U	250
Cesium 137	Composite	pCi/L	200/-	4.3 ± 6.8	U	11	0.4 ± 7.7	U	15

OUTFALL 011 (Perimeter Pond Weir)

FIRST QUARTER 2010 REPORTING SUMMARY
 THE BOEING COMPANY
 SANTA SUSANA FIELD LABORATORY
 NPDES PERMIT CA0001309

January 1 through March 31, 2010

ANALYTE	SAMPLE TYPE	UNITS	Permit Limit Daily Max/Monthly Avg	1/21/2010			2/7/2010		
				RESULT	Validation Qualifier	MDA	RESULT	Validation Qualifier	MDA
RADIOACTIVITY									
Gross Alpha	Composite	pCi/L	15/-	3.5 ± 1.3	J (C)	1.3	2 ± 0.88	J (C, DNQ)	0.93
Gross Beta	Composite	pCi/L	50/-	15.2 ± 1.9	--	1.5	3.9 ± 1.2	J (DNQ)	1.6
Strontium-90	Composite	pCi/L	8.0/-	0.07 ± 0.32	R (H)	0.55	-2 ± 2.3	UJ (C)	4.3
Total Combined Radium-226 & Radium 228	Composite	pCi/L	5.0/-	0.46 ± 0.32	R (H)	0.62	0.43 ± 0.24	UJ	0.51
Tritium	Composite	pCi/L	20000/-	43 ± 84	U	150	ND < 500 ± 75	U (B)	94
Uranium, Total	Composite	pCi/L	20/-	0.104 ± 0.012	UJ (H)	0.21	0.566 ± 0.068	J (H, DNQ)	0.43
Potassium-40	Composite	pCi/L	---	-40 ± 280	U	270	-100 ± 43000	U	300
Cesium 137	Composite	pCi/L	200/-	ND < 14 ± 6.8	U	14	-2.9 ± 9.0	U	16

OUTFALL 018 (R-2 Spillway)

FIRST QUARTER 2010 REPORTING SUMMARY
 THE BOEING COMPANY
 SANTA SUSANA FIELD LABORATORY
 NPDES PERMIT CA0001309

January 1 through March 31, 2010

ANALYTE	SAMPLE TYPE	UNITS	Permit Limit Daily Max/Monthly Avg	1/19/2010			2/7/2010		
				RESULT	VALIDATION QUALIFIER	MDA	RESULT	VALIDATION QUALIFIER	MDA
RADIOACTIVITY	Composite								
Gross Alpha	Composite	pCi/L	15/-	2.2 ± 1.3	J (H, C, DNQ)	1.7	-0.22 ± 0.59	UJ (C)	1.3
Gross Beta	Composite	pCi/L	50/-	6.8 ± 1.4	J (H)	1.7	1.52 ± 0.94	J (DNQ)	1.4
Strontium-90	Composite	pCi/L	8.0/-	0.06 ± 0.29	U	0.5	0.004 ± 0.26	U	0.45
Total Combined Radium-226 & Radium 228	Composite	pCi/L	5.0/-	0.26 ± 0.424	--	0.84	0.009 ± 0.18	R	0.47
Tritium	Composite	pCi/L	20000/-	118 ± 96	U	140	30 ± 53	U	91
Uranium, Total	Composite	pCi/L	20/-	0.289 ± 0.047	J (H, DNQ)	0.21	0.125 ± 0.015	R (H)	0.21
Potassium-40	Composite	pCi/L	----	-90 ± 540	U	240	-60 ± 340	U	200
Cesium 137	Composite	pCi/L	200/-	0.2 ± 6.7	U	12	1.3 ± 6.9	U	12

Sample on 2/7/10 was a grab sample

OUTFALL 018 (R-2 Spillway)

FIRST QUARTER 2010 REPORTING SUMMARY
 THE BOEING COMPANY
 SANTA SUSANA FIELD LABORATORY
 NPDES PERMIT CA0001309

January 1 through March 31, 2010

ANALYTE	SAMPLE TYPE	UNITS	Permit Limit Daily Max/Monthly Avg	3/3/2010			3/7/2010		
				RESULT	VALIDATION QUALIFIER	MDA	RESULT	VALIDATION QUALIFIER	MDA
RADIOACTIVITY	Composite								
Gross Alpha	Composite	pCi/L	15/-	2.6 ± 1.9	UJ (H, C)	2.7	0.6 ± 1.2	UJ (C)	2
Gross Beta	Composite	pCi/L	50/-	3.6 ± 1.0	J (H, DNQ)	1.2	4.5 ± 1.5	--	2.1
Strontium-90	Composite	pCi/L	8.0/-	-0.06 ± 0.21	U	0.38	0.61 ± 0.34	J (DNQ)	0.51
Total Combined Radium-226 & Radium 228	Composite	pCi/L	5.0/-	0.125 ± 0.382	U	0.701	0.428 ± 0.383	U	0.676
Tritium	Composite	pCi/L	20000/-	85 ± 86	U	130	-17 ± 74	U	150
Uranium, Total	Composite	pCi/L	20/-	ND < 0.693 ± 0.061	UJ (H, B)	0.21	ND < 1.39 ± 0.082	U (B)	0.43
Potassium-40	Composite	pCi/L	----	-80 ± 3300	U	200	-90 ± 3600	U	200
Cesium 137	Composite	pCi/L	200/-	ND < 22 ± 12	U	22	3.8 ± 7.8	U	14

Sample on 2/7/10 was a grab sample

APPENDIX E

FIRST QUARTER 2010 SUMMARY OF PERMIT LIMIT
EXCEEDENCES

**FIRST QUARTER 2010 REPORTING SUMMARY NOTES
THE BOEING COMPANY
SANTA SUSANA FIELD LABORATORY
NPDES PERMIT CA0001309**

Notes:

1. For Dioxins and Furans, laboratory results may have been reported in picograms/liter (pg/L). However, the permit limit is stated in micrograms/liter (µg/L). To evaluate permit compliance, the laboratory results have been converted to µg/L, as necessary, to calculate the TCDD TEQ.
2. TCDD TEQs for the purpose of determining permit compliance are the sum of the products of the detected dioxin congener concentration multiplied by that congener's TEF. The resulting compliance TCDD TEQ does not include those congener concentrations that are reported as DNQ, as specified on Page 53 of the NPDES permit.
3. For some sample dates, pH was determined with a field instrument and was noted as such. These results were not validated. Since pH does not have an RL, the possible pH range is shown in the RL column.
4. The NPDES permit limit or benchmark limit for mercury of 0.10 µg/L (Outfalls 001, 002, 011, 018 and 019) and 0.13 µg/L (Outfalls 003-010) are not achievable by the laboratory; therefore, the laboratory reporting limit of 0.20 µg/L was used to determine compliance.
5. All of the following abbreviations and/or notes may not occur on every table.

-92.9 +/-200	A negative radiochemical analytical result indicates the count rate of the sample was less than the background condition
\$	reported result or other information was incorrectly reported by the laboratory; result was corrected by the data validator
--	based on validation of the data, a qualifier was not required
-/-	no permit limit established for daily maximum or monthly average
<(value)	analyte not detected at a concentration greater than or equal to the DL, MDL, or RL (see laboratory report for specific detail)
*	result not validated
*1	improper preservation of sample
*2	the ICP/MS ppb check standard was recovered above the control limit; therefore, the constituent detected was qualified as estimated (J)
*3	initial and or continuing calibration recoveries were outside acceptable control limits
*5	blank spike/blank spike duplicate relative percent difference was outside the control limit

**FIRST QUARTER 2010 REPORTING SUMMARY NOTES
THE BOEING COMPANY
SANTA SUSANA FIELD LABORATORY
NPDES PERMIT CA0001309**

*10	value was estimated detect or estimated non detect (J,UJ) due to deficiencies in quantitation of the constituent including constituents reported by the laboratory as Estimated Maximum Possible Concentration (EMPC) values
*11	no calibration was performed for this compound; result is reported as a tentatively identified compound (TIC)
ANR	analysis not required; e.g., constituent or outfall was not required by the permit to be sampled and analyzed (annual, semi-annual, etc.)
B	laboratory method blank contamination
C	calibration %RSD or %D were noncompliant
C5	Calibration verification %R was outside method control limits
%D	percent difference between the initial and continuing calibration relative response factors
deg F	degrees Fahrenheit
DL	detection limit
DNQ	detected but not quantified (constituent value greater than or equal to the laboratory method detection limit and less then the laboratory reporting limit)
E	duplicates show poor agreement
H	holding time was exceeded
I	ICP interference check solution results were unsatisfactory
J	estimated value
Ja	estimated value, analyte detected at a value less than the reporting limit (RL) and greater than or equal to the method detection limit (MDL). The user of this data should be aware that this data is of limited reliability.
K	The sample dilution's set-up did not meet the oxygen depletion criteria of at least 2 mg/l. Therefore, the reported result is an estimated value only.
L2	the laboratory control sample %R was below the method control limits
L	laboratory control sample %R was outside control limits
LOD	limit of detection
M1	matrix spike (MS) and/or MS duplicate were above the acceptance limits due to sample matrix interference
M2	the MS and/or MS duplicate were below the acceptance limits due to sample matrix interference
MDA	minimum detected activity
MDL	method detection limit
MGD	million gallons per day
MHA*	Due to high level of analyte in the sample, the MS/MSD calculation does not provide useful spike recovery information.
mg/L	milligrams per liter
ml/L/hr	milliliters per liter per hour

**FIRST QUARTER 2010 REPORTING SUMMARY NOTES
THE BOEING COMPANY
SANTA SUSANA FIELD LABORATORY
NPDES PERMIT CA0001309**

NA	not applicable; no permit limit established for the constituent and/or outfall
ND	analyte value less than the LOD or MDL
NM	not measured or determined
NTU	nephelometric turbidity unit
pCi/L	picocuries per liter
pg/L	picograms per liter
Q	matrix spike recovery outside of control limits
R	as a validation qualifier, results are rejected; the presence or absence of analyte cannot be verified
R	(reason code in parentheses) %R for calibration not within control limits
RL	laboratory reporting limit
RL-1	reporting limit raised due to sample matrix effects
%RSD	percent relative standard deviation
S	surrogate recovery was outside control limits
TEQ	toxic equivalent
T	presumed contamination, as indicated by a detect in the trip blank
TU _c	toxicity units (chronic)
U	result not detected
µg/L	micrograms per liter
UJ	result not detected at the estimated reporting limit
umhos/cm	micromhos per centimeter
WHO TEF	World Health Organization toxic equivalency factor
^	analysis not completed due to hold time exceedence or insufficient sample volume

SUMMARY OF PERMIT LIMIT EXCEEDANCES

**FIRST QUARTER 2010
THE BOEING COMPANY
SANTA SUSANA FIELD LABORATORY
NPDES PERMIT CA0001309**

DAILY MAX PERMIT LIMIT EXCEEDANCES							
OUTFALL	LOCATIONS	SAMPLE DATE	ANALYTE	PERMIT LIMIT DAILY MAX	DAILY MAX RESULT	UNITS	VALIDATION QUALIFIER
Outfall 006	FSDf-2	01/19/10	TCDD TEQ_NoDNQ	2.80E-08	1.69E-06	µg/L	--
Outfall 010	Building 203	01/19/10	TCDD TEQ_NoDNQ	2.80E-08	8.76E-07	µg/L	--
Outfall 010	Building 203	02/06/10	TCDD TEQ_NoDNQ	2.80E-08	1.58E-06	µg/L	--
Outfall 010	Building 203	02/28/10	TCDD TEQ_NoDNQ	2.80E-08	1.02E-06	µg/L	--
Outfall 011	Perimeter Pond Weir	01/21/10	Iron	0.3	9.7	mg/L	--
Outfall 011	Perimeter Pond Weir	01/21/10	Lead	5.2	5.7	µg/L	--
Outfall 011	Perimeter Pond Weir	01/21/10	Manganese	50	140	µg/L	--
Outfall 011	Perimeter Pond Weir	01/21/10	TCDD TEQ_NoDNQ	2.80E-08	5.63E-07	µg/L	--
Outfall 011	Perimeter Pond Weir	02/07/10	Iron	0.3	2	mg/L	--
Outfall 011	Perimeter Pond Weir	02/07/10	Manganese	50	120	µg/L	--
Outfall 018	R-2 Spillway	01/19/10	Iron	0.3	1.6	mg/L	--
Outfall 018	R-2 Spillway	01/19/10	Manganese	50	140	µg/L	--
Outfall 018	R-2 Spillway	01/19/10	TCDD TEQ_NoDNQ	2.80E-08	8.96E-07	µg/L	--
Outfall 018	R-2 Spillway	02/07/10	Manganese	50	210	µg/L	--

SUMMARY OF PERMIT LIMIT EXCEEDANCES

**FIRST QUARTER 2010
THE BOEING COMPANY
SANTA SUSANA FIELD LABORATORY
NPDES PERMIT CA0001309**

DAILY MAX BENCHMARK LIMIT EXCEEDANCES							
OUTFALL	LOCATIONS	SAMPLE DATE	ANALYTE	BENCHMARK LIMIT DAILY MAX	DAILY MAX RESULT	UNITS	VALIDATION QUALIFIER
Outfall 001	South Slope below Perimeter Pond	01/18/10	Iron	0.3	23	mg/L	--
Outfall 001	South Slope below Perimeter Pond	01/18/10	Lead	5.2	13	µg/L	--
Outfall 001	South Slope below Perimeter Pond	01/18/10	Manganese	50	400	µg/L	--
Outfall 001	South Slope below Perimeter Pond	01/18/10	TCDD TEQ_NoDNQ	2.80E-08	1.33E-06	µg/L	--
Outfall 001	South Slope below Perimeter Pond	02/06/10	Copper	14	14.3	µg/L	J (*III)
Outfall 001	South Slope below Perimeter Pond	02/06/10	Iron	0.3	9.7	mg/L	--
Outfall 001	South Slope below Perimeter Pond	02/06/10	Lead	5.2	6.4	µg/L	--
Outfall 001	South Slope below Perimeter Pond	02/06/10	Manganese	50	150	µg/L	--
Outfall 002	South Slope below R-2 Pond	01/19/10	Iron	0.3	2	mg/L	--
Outfall 002	South Slope below R-2 Pond	01/19/10	Manganese	50	86	µg/L	J (*III)
Outfall 002	South Slope below R-2 Pond	01/19/10	TCDD TEQ_NoDNQ	2.80E-08	6.42E-07	µg/L	--
Outfall 002	South Slope below R-2 Pond	02/05/10	Iron	0.3	0.61	mg/L	--
Outfall 002	South Slope below R-2 Pond	02/28/10	Iron	0.3	7.4	mg/L	--
Outfall 002	South Slope below R-2 Pond	02/28/10	Manganese	50	130	µg/L	J (*III)
Outfall 002	South Slope below R-2 Pond	02/28/10	TCDD TEQ_NoDNQ	2.80E-08	6.81E-07	µg/L	--
Outfall 008	Happy Valley Drainage	01/18/10	Lead	5.2	7.9	µg/L	--
Outfall 008	Happy Valley Drainage	01/18/10	TCDD TEQ_NoDNQ	2.80E-08	2.35E-06	µg/L	--
Outfall 008	Happy Valley Drainage	02/05/10	Lead	5.2	10	µg/L	--
Outfall 008	Happy Valley Drainage	02/28/10	Lead	5.2	7	µg/L	--
Outfall 009	WS-13 Drainage	01/19/10	Lead	5.2	9.3	µg/L	--
Outfall 009	WS-13 Drainage	01/19/10	TCDD TEQ_NoDNQ	2.80E-08	3.43E-06	µg/L	--
Outfall 009	WS-13 Drainage	02/05/10	TCDD TEQ_NoDNQ	2.80E-08	7.21E-07	µg/L	--
Outfall 009	WS-13 Drainage	02/28/10	Lead	5.2	8.9	µg/L	--
Outfall 009	WS-13 Drainage	02/28/10	TCDD TEQ_NoDNQ	2.80E-08	1.09E-06	µg/L	--
Outfall 009	WS-13 Drainage	03/07/10	TCDD TEQ_NoDNQ	2.80E-08	2.90E-08	µg/L	--

SUMMARY OF PERMIT LIMIT EXCEEDANCES

**FIRST QUARTER 2010
THE BOEING COMPANY
SANTA SUSANA FIELD LABORATORY
NPDES PERMIT CA0001309**

MONTHLY AVERAGE BENCHMARK LIMIT EXCEEDANCES							
OUTFALL	LOCATIONS	SAMPLE DATE	ANALYTE	BENCHMARK LIMIT MONTHLY AVERAGE	MONTHLY AVERAGE RESULT	UNITS	VALIDATION QUALIFIER
Outfall 001	South Slope below Perimeter Pond	Jan-10	Copper	7.1	12	µg/L	*
Outfall 001	South Slope below Perimeter Pond	Jan-10	Lead	2.6	13	µg/L	*
Outfall 001	South Slope below Perimeter Pond	Jan-10	Zinc	54	76	µg/L	*
Outfall 001	South Slope below Perimeter Pond	Jan-10	TCDD TEQ_NoDNQ	1.40E-08	1.33E-06	µg/L	*
Outfall 001	South Slope below Perimeter Pond	Feb-10	Chromium	8.1	11	µg/L	*
Outfall 001	South Slope below Perimeter Pond	Feb-10	Copper	7.1	14.3	µg/L	*
Outfall 001	South Slope below Perimeter Pond	Feb-10	Lead	2.6	6.4	µg/L	*
Outfall 001	South Slope below Perimeter Pond	Feb-10	TCDD TEQ_NoDNQ	1.40E-08	2.80E-08	µg/L	*

DAILY MASS BENCHMARK LIMIT EXCEEDANCES							
OUTFALL	LOCATIONS	SAMPLE DATE	ANALYTE	BENCHMARK LIMIT MASS DAILY MAX	DAILY MASS RESULT	UNITS	RESULT CONCENTRATION VALIDATION QUALIFIER
Outfall 009	WS-13 Drainage	02/05/10	TCDD TEQ_NoDNQ	4.20E-09	6.66E-09	lbs/day	*
Outfall 009	WS-13 Drainage	01/19/10	TCDD TEQ_NoDNQ	4.20E-09	6.91E-08	lbs/day	*
Outfall 009	WS-13 Drainage	02/28/10	TCDD TEQ_NoDNQ	4.20E-09	1.39E-08	lbs/day	*

POTENTIAL CONCERN of a DAILY MAX BENCHMARK LIMIT EXCEEDANCE*							
Outfall 008	Happy Valley Drainage	01/18/10	Gross Alpha	15	25.8 ± 5.5	pCi/L	J (H, C)
Outfall 008	Happy Valley Drainage	02/05/10	Gross Alpha	15	20.5 ± 4.0	pCi/L	J (H, C)

* Compliance is based on an annual average of the samples collected

APPENDIX F

FIRST QUARTER 2010 REASONABLE POTENTIAL ANALYSIS (RPA)
SUMMARY TABLES

**FIRST QUARTER 2010 REASONABLE POTENTIAL ANALYSIS SUMMARY
THE BOEING COMPANY
SANTA SUSANA FIELD LABORATORY
NPDES PERMIT CA0001309**

1. The following Reasonable Potential Analysis (RPA) provides the analytical results as performed by the procedures outlined in *Reasonable Potential Analysis Methodology Technical Memo* (MWH and Flow Science, 2006).
2. The monitoring data set utilized to conduct the RPA consists of all applicable and relevant data from August 2004 through the present reporting quarter.
3. As directed by the CTR and the Regional Water Control Board 2,3,7,8-TCDD (Dioxin) values are to be expressed in NPDES permitting and this RPA as TCDD Total Equivalence units (TEQs). A TCDD TEQ is determined by multiplying each of the seventeen dioxin and furan congeners by their respective total equivalence factor (TEF), and summing the results of those products. For the purposes of this RPA, the resulting TCDD TEQ does not include those congener concentrations that are reported as DNQ, as specified on Page 53, of the NPDES Permit Effective June 29, 2009.
4. In calculating the average, standard deviation, coefficient of variation, and projected maximum effluent concentration (99/99), one-half of the MDL was used for concentration results reported as ND. Data reported with qualifiers were not included in this RPA as Boeing believes qualified data are not “appropriate, valid, relevant, (nor) representative”¹ of storm water constituents and are therefore not utilized in its RPA.
5. All of the following abbreviations and/or notes may not occur on every table.

Definition of Acronyms, Abbreviations, and Terminology Used

>=	Greater than or equal to
*	Freshwater aquatic life criteria for metals are expressed as a function of total hardness (mg/L) in the water body. The equations are provided in the CTR, (US EPA, 2000). Values displayed correspond to a total hardness of 100 mg/l.
µg/L	Concentration units, micrograms per liter
All Data Qualified	All available monitoring data are qualified and no statistical analysis is performed.
Annually	The 2009 NPDES Permit requires annual monitoring.
Available Data < DL	All available monitoring data that are not qualified are below detection limits.
B	Background
C	Concentration
CCC	Criterion Continuous Concentration
CMC	Criterion Maximum Concentration
CTR	California Toxics Rule
CV	Coefficient of Variation
DL	Detection Limit
EPA TSD	EPA’s Technical Support Document for Water Quality Based Toxics Control, (see references).

¹ SIP, p. 5.

**FIRST QUARTER 2010 REASONABLE POTENTIAL ANALYSIS SUMMARY
THE BOEING COMPANY
SANTA SUSANA FIELD LABORATORY
NPDES PERMIT CA0001309**

Definition of Acronyms, Abbreviations, and Terminology Used (Continued)

Fibers/L	Units for asbestos concentration, fibers per liter
HH O	Human Health criteria for consumption of Organisms only
HH W&O	Human Health criteria for consumption of Water and Organisms
MEC	Maximum Observed Effluent Concentration
Min	Minimum
NA	Not Applicable
Narrative	Water quality criteria are expressed as a narrative objective rather than a numeric objective, and therefore are not part of the statistical RPA calculations.
None	No available CTR or Basin Plan criteria.
pH Dependent	CTR Criteria are based on pH.
Once Per Discharge	The 2009 NPDES Permit requires monitoring once per discharge event.
Qualified Data	Data qualifier definitions are: (a) J- The reported result is an estimate. The value is less than the minimum calibration level but greater than the estimated detection limit (EDL), (b) U/UJ- The analyte was not detected in the sample at the detection limit /estimated detection limit (EDL), (c) B- Analyte found in sample and associated blank, and (d) DNQ- Detected Not Quantified.
Reserved	EPA has reserved the CTR criteria.
RPA	Reasonable Potential Analysis
SIP	The State Water Resources Control Board "Policy for Implementation of Toxics Standards for Inland Surface Waters, Enclosed Bays, and Estuaries of California," (see references).
Tot	Total

Priority Pollutant RPA Column Explanation

CTR	Provides CTR constituent reference number.
Constituent	Provides CTR constituent common name.
Units	Provides the data set's concentration units as referenced by 2009 NPDES Permit.
MEC	Provides the outfall monitoring group's maximum value from the applicable data set.
CV	Equal to the standard deviation divided by the average of the applicable data set. If the number of samples is less than 10, the CV is assumed to be 0.6.
<i>Step 1 identifies all applicable water quality criteria.</i>	
CTR Criteria	Concentration criteria as listed in the CTR.
CMC = Acute	The Freshwater CMC is listed as the acute concentration criterion.
CCC = Chronic	The Freshwater CCC is listed as the chronic concentration criterion.
HH W& O(Not App)	The HH W&O is deemed not applicable based on past Regional Board RPAs.
HH O = HH	The HH O is listed as the CTR human health concentration criterion.
Basin Plan Criteria	Applicable Basin Plan Criteria are listed for the Los Angeles River and/or Calleguas Creek watersheds.

**FIRST QUARTER 2010 REASONABLE POTENTIAL ANALYSIS SUMMARY
THE BOEING COMPANY
SANTA SUSANA FIELD LABORATORY
NPDES PERMIT CA0001309**

C = Lowest Criteria	The comparison concentration (C) is equal to the lowest criterion for a constituent based on the CMC, CCC, HH O, and Basin Plan Criteria listed.
---------------------	--

Priority Pollutant RPA Column Explanation (Continued)

<i>Step 2 defines the applicable data set.</i>	
Is Effluent Data Available	If there is available monitoring data that is not qualified and above DL, then YES. If not, then NO.
<i>Step 3 determines the maximum observed effluent concentration.</i>	
Was Constituent Detected in Effluent Data	If the constituent was detected, then YES. If all monitoring data are non-detect or qualified then NO.
Are all DL >C	If constituent was detected in effluent data then not applicable (NA). If constituent was not detected and all analysis detection limits are less than the comparison concentration, then YES, if not then NO.
If DL > C MEC = Min (DL)	If the previous cell answer was yes, then the MEC is equal to the minimum detection limit. If not, then NA.
<i>Step 4 compares the MEC to the lowest applicable water quality criteria.</i>	
MEC >= C	If the MEC is greater than or equal to the comparison concentration then YES, if not then NO.

Note: Steps 5 and 6 of the Priority Pollutant RPA do not apply to Boeing SSFL because the Regional Board gives no consideration for receiving water background constituent concentrations. Furthermore, Boeing SSFL defers the application of best professional judgment in Step 7 and final determination of reasonable potential in Step 8 to the Regional Board Staff.

Nonpriority Pollutant RPA Column Explanation

Constituent	Provides the Non Priority Pollutant constituent common name
Monitoring	Provides the 2009 NPDES Permit directed monitoring frequency
Units	Provides the data set's concentration units as referenced by 2009 NPDES Permit
Number of Samples	Provides the number of available samples that are not qualified
MEC	Provides the outfall monitoring group's maximum value from the applicable data set
CV	Equal to the standard deviation divided by the average of the applicable data set. If the number of samples is less than 10, the CV is assumed to be 0.6.
Multiplier	Utilizes the EPA's TSD calculation to determine multiplier for which the maximum effluent concentration is calculated. (MWH and Flow Science, 2006, or EPA TSD, 1991)
Projected Maximum Effluent Concentration	Utilizes the product of the multiplier and the MEC as an estimate for the projected maximum effluent concentration.
Dilution Ratio	The Regional Board allocates no dilution ratio to Boeing SSFL.
Background Concentration	The Regional Board allocates no background concentration to Boeing SSFL.
Projected Maximum Receiving Water Concentration	The Regional Board estimates the projected maximum receiving water concentration as equal to the projected maximum effluent concentration.

**FIRST QUARTER 2010 REASONABLE POTENTIAL ANALYSIS SUMMARY
THE BOEING COMPANY
SANTA SUSANA FIELD LABORATORY
NPDES PERMIT CA0001309**

Nonpriority Pollutant RPA Column Explanation (Continued)

Step 1, Determine Water Quality Objectives	The water quality objective is based on appropriate Basin Plan criteria.
BU – Beneficial Use Protection, NC – Human noncarcinogen, AP- Aquatic Life Protection, TMDL – Total Maximum Daily Load	This is the Regional Board’s Basis for determining if reasonable potential should be evaluated for a non-priority pollutant.

Note: Boeing SSFL has completed appropriate statistical calculations, but defers the application of best professional judgment and the final determination of reasonable potential to the Regional Board Staff.

References

Los Angeles Regional Water Quality Control Board, “Basin Plan for the Coastal Watersheds of Los Angeles and Ventura Counties, (Basin Plan).” June 13, 1994.

MWH and Flow Science, “Reasonable Potential Analysis Methodology Technical Memo- Version 1, Final, Santa Susan Field Laboratory, Ventura County, California.” April 28, 2006.

State Water Resources Control Board, “Policy for Implementation of Toxics Standards for Inland Surface Waters, Enclosed Bays, and Estuaries of California, (SIP)” Resolution No. 2005-0019, February 24, 2005.

US EPA, *40CFR part 131, Water Quality Standards; Establishment of numeric Criteria for Priority Toxic Pollutants for the State of California*,(CTR) Federal Registry, May 18, 2000, pp. 31682-31719.

US EPA, “Technical Support Document for Water Quality-based Toxics Control.” EPA/505/2-90-001, PB-91-127415, March 1991.

**Table F1
REASONABLE POTENTIAL ANALYSIS FOR PRIORITY POLLUTANTS, (OUTFALLS 001, 002, 011 018)**

**FIRST QUARTER 2010
THE BOEING COMPANY
SANTA SUSANA FIELD LABORATORY
NPDES PERMIT CA0001309**

						Step 1: Water Quality Criteria, Determine C						Step 2	Step 3			Step 4		
						CTR CRITERIA						Basin Plan Title 22 GWR	C = Lowest Criteria	Is Effluent Data Available	Was Constituent Detected in	Are all Detection Limits > C	If DL > C, MEC = Min (DL)	MEC >= C
						Freshwater		Human Health		HH W&O (Not App)	HH O = HH							
Outfall	CTR	Constituent	Units	MEC	CV	CMC = Acute	CCC = Chronic	HH W&O (Not App)	HH O = HH									
1_2_11_18	001	Antimony	ug/L	1	0.60	NONE	NONE	14	4300	6	6	Yes	Yes	NA	NA	No		
1_2_11_18	002	Arsenic	ug/L	1.9	0.60	340	150	NONE	NONE	50	50	Yes	Yes	NA	NA	No		
1_2_11_18	003	Beryllium	ug/L	Available Data <DL	0.60	NONE	NONE	Narrative	Narrative	4	4	Yes	No	No	NA	No		
1_2_11_18	004	Cadmium	ug/L	0.3	0.60	NONE	2.46	Narrative	Narrative	5.00	2.46	Yes	Yes	NA	NA	No		
1_2_11_18	005a	Chromium	ug/L	11	0.60	NONE	206.98	Narrative	Narrative	NONE	206.98	Yes	Yes	NA	NA	No		
1_2_11_18	005b	Chromium VI	ug/L	Available Data <DL	0.60	16.293279022	11.43	Narrative	Narrative	50.00	11.43	Yes	No	No	NA	No		
1_2_11_18	006	Copper	ug/L	6.8	0.60	NONE	9.33	1300.00	NONE	NONE	9.33	Yes	Yes	NA	NA	No		
1_2_11_18	007	Lead	ug/L	13	1.23	NONE	3.18	Narrative	Narrative	NONE	3.18	Yes	Yes	NA	NA	Yes		
1_2_11_18	008	Mercury	ug/L	All Data Qualified	0.60	Reserved	Reserved	0.05	0.05	2.00	0.05	No	No	No	NA	No		
1_2_11_18	009	Nickel	ug/L	2	0.60	NONE	52.16	610.00	4600.00	100.00	52.16	Yes	Yes	NA	NA	No		
1_2_11_18	010	Selenium	ug/L	0.55	0.60	Reserved	5	Narrative	Narrative	50	5	Yes	Yes	NA	NA	No		
1_2_11_18	011	Silver	ug/L	0.12	0.60	4.06	none	NONE	NONE	NONE	4.06	Yes	Yes	NA	NA	No		
1_2_11_18	012	Thallium	ug/L	0.2	0.60	NONE	NONE	1.7	6.3	2	2	Yes	Yes	NA	NA	No		
1_2_11_18	013	Zinc	ug/L	34	0.60	120	120	none	NONE	NONE	119.82	Yes	Yes	NA	NA	No		
1_2_11_18	014	Total Cyanide	ug/L	Available Data <DL	0.00	22	5.2	700	220000	200	5.2	Yes	No	No	NA	No		
1_2_11_18	015	Asbestos	Fibers/L	All Data Qualified	0.60	NONE	NONE	7000000	NONE	700000	700000	No	No	No	NA	No		
1_2_11_18	016	TCDD TEQ_NoDNQ	ug/L	1.33E-06	0.78	NONE	NONE	1.30E-08	1.40E-08	3.00E-05	1.40E-08	Yes	Yes	NA	NA	Yes		
1_2_11_18	017	Acrolein	ug/L	Available Data <DL	0.60	NONE	NONE	320	780	NONE	780	Yes	No	No	NA	No		
1_2_11_18	018	Acrylonitrile	ug/L	Available Data <DL	0.60	NONE	NONE	0.059	0.66	NONE	0.66	Yes	No	Yes	0.66	No		
1_2_11_18	019	Benzene	ug/L	Available Data <DL	0.00	NONE	NONE	1.2	71	1	1	Yes	No	No	NA	No		
1_2_11_18	020	Bromofom	ug/L	Available Data <DL	0.60	NONE	NONE	4.3	360	NONE	360	Yes	No	No	NA	No		
1_2_11_18	021	Carbon Tetrachloride	ug/L	Available Data <DL	0.00	NONE	NONE	0.25	4.4	600	4.4	Yes	No	No	NA	No		
1_2_11_18	022	Chlorobenzene	ug/L	Available Data <DL	0.60	NONE	NONE	680	21000	NONE	21000	Yes	No	No	NA	No		
1_2_11_18	023	Dibromochloromethane	ug/L	Available Data <DL	0.60	NONE	NONE	0.401	34	NONE	34	Yes	No	No	NA	No		
1_2_11_18	024	Chloroethane	ug/L	Available Data <DL	0.60	NONE	NONE	NONE	NONE	NONE	NONE	Yes	No	No	NA	No		
1_2_11_18	025	2-Chloroethylvinylether	ug/L	Available Data <DL	0.60	NONE	NONE	NONE	NONE	NONE	NONE	Yes	No	No	NA	No		
1_2_11_18	026	Chloroform	ug/L	Available Data <DL	0.00	NONE	NONE	Reserved	Reserved	NONE	NONE	Yes	No	No	NA	No		
1_2_11_18	027	Bromodichloromethane	ug/L	Available Data <DL	0.60	NONE	NONE	0.56	46	NONE	46	Yes	No	No	NA	No		
1_2_11_18	028	1,1-Dichloroethane	ug/L	Available Data <DL	0.00	NONE	NONE	NONE	NONE	5	5	Yes	No	No	NA	No		
1_2_11_18	029	1,2-Dichloroethane	ug/L	Available Data <DL	0.00	NONE	NONE	0.38	99	0.5	0.5	Yes	No	No	NA	No		
1_2_11_18	030	1,1-Dichloroethene	ug/L	Available Data <DL	0.00	NONE	NONE	0.057	3.2	6	3.2	Yes	No	No	NA	No		
1_2_11_18	031	1,2-Dichloropropane	ug/L	Available Data <DL	0.60	NONE	NONE	0.52	39	5	5	Yes	No	No	NA	No		
1_2_11_18	032	1,3-Dichloropropane (Total)	ug/L	All Data Qualified	0.60	NONE	NONE	10	1700	0.5	0.5	No	No	No	NA	No		
1_2_11_18	033	Ethylbenzene	ug/L	Available Data <DL	0.00	NONE	NONE	3100	29000	0.7	0.7	Yes	No	No	NA	No		
1_2_11_18	034	Bromomethane	ug/L	Available Data <DL	0.60	NONE	NONE	48	4000	NONE	4000	Yes	No	No	NA	No		
1_2_11_18	035	Chloromethane	ug/L	Available Data <DL	0.60	NONE	NONE	Narrative	Narrative	NONE	NONE	Yes	No	No	NA	No		
1_2_11_18	036	Methylene chloride	ug/L	Available Data <DL	0.60	NONE	NONE	4.7	1600	NONE	1600	Yes	No	No	NA	No		
1_2_11_18	037	1,1,2,2-Tetrachloroethane	ug/L	Available Data <DL	0.60	NONE	NONE	0.17	11	1	1	Yes	No	No	NA	No		
1_2_11_18	038	Tetrachloroethene	ug/L	Available Data <DL	0.00	NONE	NONE	0.8	8.85	5	5	Yes	No	No	NA	No		
1_2_11_18	039	Toluene	ug/L	Available Data <DL	0.00	NONE	NONE	6800	200000	150	150	Yes	No	No	NA	No		
1_2_11_18	040	trans-1,2-Dichloroethene	ug/L	Available Data <DL	0.60	NONE	NONE	700	140000	10	10	Yes	No	No	NA	No		
1_2_11_18	041	1,1,1-Trichloroethane	ug/L	Available Data <DL	0.00	NONE	NONE	Narrative	Narrative	200	200	Yes	No	No	NA	No		
1_2_11_18	042	1,1,2-trichloroethane	ug/L	Available Data <DL	0.00	NONE	NONE	0.6	42	5	5	Yes	No	No	NA	No		
1_2_11_18	043	Trichloroethene	ug/L	0.97	1.21	NONE	NONE	2.7	81	5	5	Yes	Yes	NA	NA	No		
1_2_11_18	044	Vinyl chloride	ug/L	Available Data <DL	0.00	NONE	NONE	2	525	0.5	0.5	Yes	No	No	NA	No		
1_2_11_18	045	2-chlorophenol	ug/L	Available Data <DL	0.60	NONE	NONE	120	400	NONE	400	Yes	No	No	NA	No		
1_2_11_18	046	2,4-Dichlorophenol	ug/L	Available Data <DL	0.60	NONE	NONE	93	790	NONE	790	Yes	No	No	NA	No		
1_2_11_18	047	2,4-dimethylphenol	ug/L	Available Data <DL	0.60	NONE	NONE	540	2300	NONE	2300	Yes	No	No	NA	No		

Table F1
REASONABLE POTENTIAL ANALYSIS FOR PRIORITY POLLUTANTS, (OUTFALLS 001, 002, 011 018)

**FIRST QUARTER 2010
 THE BOEING COMPANY
 SANTA SUSANA FIELD LABORATORY
 NPDES PERMIT CA0001309**

						Step 1: Water Quality Criteria, Determine C						Step 2	Step 3			Step 4
						CTR CRITERIA				Basin Plan Title 22 GWR	C = Lowest Criteria	Is Effluent Data Available	Was Constituent Detected in	Are all Detection Limits > C	If DL > C, MEC = Min (DL)	MEC >= C
Outfall	CTR	Constituent	Units	MEC	CV	Freshwater		Human Health								
						CMC = Acute	CCC = Chronic	HH W&O (Not App)	HH O = HH							
1_2_11_18	048	2-Methyl-4,6-dinitrophenol	ug/L	Available Data <DL	0.60	NONE	NONE	13.4	765	NONE	765	Yes	No	No	NA	No
1_2_11_18	049	2,4-dinitrophenol	ug/L	Available Data <DL	0.60	NONE	NONE	70	14000	NONE	14000	Yes	No	No	NA	No
1_2_11_18	050	2-nitrophenol	ug/L	Available Data <DL	0.60	NONE	NONE	NONE	NONE	NONE	NONE	Yes	No	No	NA	No
1_2_11_18	051	4-nitrophenol	ug/L	Available Data <DL	0.60	NONE	NONE	NONE	NONE	NONE	NONE	Yes	No	No	NA	No
1_2_11_18	052	4-Chloro-3-methylphenol	ug/L	Available Data <DL	0.60	NONE	NONE	NONE	NONE	NONE	NONE	Yes	No	No	NA	No
1_2_11_18	053	Pentachlorophenol	ug/L	Available Data <DL	0.01	pH dependent	pH dependent	0.28	8.2	1	1	Yes	No	No	NA	No
1_2_11_18	054	Phenol	ug/L	Available Data <DL	0.60	NONE	NONE	21000	4600000	NONE	4600000	Yes	No	No	NA	No
1_2_11_18	055	2,4,6-Trichlorophenol	ug/L	Available Data <DL	0.01	NONE	NONE	2.1	6.5	NONE	6.5	Yes	No	No	NA	No
1_2_11_18	056	Acenaphthene	ug/L	Available Data <DL	0.60	NONE	NONE	1200	2700	NONE	2700	Yes	No	No	NA	No
1_2_11_18	057	Acenaphthylene	ug/L	Available Data <DL	0.60	NONE	NONE	NONE	NONE	NONE	NONE	Yes	No	No	NA	No
1_2_11_18	058	Anthracene	ug/L	Available Data <DL	0.60	NONE	NONE	9600	110000	NONE	110000	Yes	No	No	NA	No
1_2_11_18	059	Benztidine	ug/L	Available Data <DL	0.60	NONE	NONE	0.00012	0.00054	NONE	0.00054	Yes	No	Yes	0.00054	No
1_2_11_18	060	Benzo(a)Anthracene	ug/L	Available Data <DL	0.60	NONE	NONE	0.0044	0.049	NONE	0.049	Yes	No	Yes	0.049	No
1_2_11_18	061	Benzo(a)Pyrene	ug/L	Available Data <DL	0.60	NONE	NONE	0.0044	0.049	NONE	0.049	Yes	No	Yes	0.049	No
1_2_11_18	062	Benzo(b)Fluoranthene	ug/L	Available Data <DL	0.60	NONE	NONE	0.0044	0.049	NONE	0.049	Yes	No	Yes	0.049	No
1_2_11_18	063	Benzo(g,h,i)Perylene	ug/L	Available Data <DL	0.60	NONE	NONE	NONE	NONE	NONE	NONE	Yes	No	No	NA	No
1_2_11_18	064	Benzo(k)Fluoranthene	ug/L	Available Data <DL	0.60	NONE	NONE	0.0044	0.049	NONE	0.049	Yes	No	Yes	0.049	No
1_2_11_18	065	Bis(2-Chloroethoxy) methane	ug/L	Available Data <DL	0.60	NONE	NONE	NONE	NONE	NONE	NONE	Yes	No	No	NA	No
1_2_11_18	066	bis (2-Chloroethyl) ether	ug/L	Available Data <DL	0.60	NONE	NONE	0.031	1.4	NONE	1.4	Yes	No	No	NA	No
1_2_11_18	067	Bis(2-Chloroisopropyl) Ether	ug/L	Available Data <DL	0.60	NONE	NONE	1400	170000	NONE	170000	Yes	No	No	NA	No
1_2_11_18	068	bis (2-ethylhexyl) Phthalate	ug/L	Available Data <DL	0.00	NONE	NONE	1.8	5.9	4	4	Yes	No	No	NA	No
1_2_11_18	069	4-Bromophenylphenylether	ug/L	Available Data <DL	0.60	NONE	NONE	NONE	NONE	NONE	NONE	Yes	No	No	NA	No
1_2_11_18	070	Butylbenzylphthalate	ug/L	Available Data <DL	0.60	NONE	NONE	3000	5200	NONE	5200	Yes	No	No	NA	No
1_2_11_18	071	2-Chloronaphthalene	ug/L	Available Data <DL	0.60	NONE	NONE	1700	4300	NONE	4300	Yes	No	No	NA	No
1_2_11_18	072	4-Chlorophenylphenylether	ug/L	Available Data <DL	0.60	NONE	NONE	NONE	NONE	NONE	NONE	Yes	No	No	NA	No
1_2_11_18	073	Chrysene	ug/L	Available Data <DL	0.60	NONE	NONE	0.0044	0.049	NONE	0.049	Yes	No	Yes	0.049	No
1_2_11_18	074	Dibenzo(a,h)Anthracene	ug/L	Available Data <DL	0.60	NONE	NONE	0.0044	0.049	NONE	0.049	Yes	No	Yes	0.049	No
1_2_11_18	075	1,2-Dichlorobenzene	ug/L	Available Data <DL	0.60	NONE	NONE	2700	17000	600	600	Yes	No	No	NA	No
1_2_11_18	076	1,3-Dichlorobenzene	ug/L	Available Data <DL	0.60	NONE	NONE	400	2600	NONE	2600	Yes	No	No	NA	No
1_2_11_18	077	1,4-Dichlorobenzene	ug/L	Available Data <DL	0.60	NONE	NONE	400	2600	5	5	Yes	No	No	NA	No
1_2_11_18	078	3,3'-Dichlorobenzidine	ug/L	Available Data <DL	0.60	NONE	NONE	0.04	0.077	NONE	0.077	Yes	No	Yes	0.077	No
1_2_11_18	079	Diethylphthalate	ug/L	0.11	0.60	NONE	NONE	23000	120000	NONE	120000	Yes	Yes	NA	NA	No
1_2_11_18	080	Dimethylphthalate	ug/L	Available Data <DL	0.60	NONE	NONE	313000	2900000	NONE	2900000	Yes	No	No	NA	No
1_2_11_18	081	Di-n-butylphthalate	ug/L	Available Data <DL	0.60	NONE	NONE	2700	12000	NONE	12000	Yes	No	No	NA	No
1_2_11_18	082	2,4-Dinitrotoluene	ug/L	Available Data <DL	0.00	NONE	NONE	0.11	9.1	NONE	9.1	Yes	No	No	NA	No
1_2_11_18	083	2,6-Dinitrotoluene	ug/L	Available Data <DL	0.60	NONE	NONE	NONE	NONE	NONE	NONE	Yes	No	No	NA	No
1_2_11_18	084	Di-n-octylphthalate	ug/L	Available Data <DL	0.60	NONE	NONE	NONE	NONE	NONE	NONE	Yes	No	No	NA	No
1_2_11_18	085	1,2-Diphenylhydrazine	ug/L	All Data Qualified	0.60	NONE	NONE	0.04	0.54	NONE	0.54	No	No	No	NA	No
1_2_11_18	086	Fluoranthene	ug/L	Available Data <DL	0.60	NONE	NONE	300	370	NONE	370	Yes	No	No	NA	No
1_2_11_18	087	Fluorene	ug/L	Available Data <DL	0.60	NONE	NONE	1300	14000	NONE	14000	Yes	No	No	NA	No
1_2_11_18	088	Hexachlorobenzene	ug/L	Available Data <DL	0.60	NONE	NONE	0.00075	0.00077	NONE	0.00077	Yes	No	Yes	0.00077	No
1_2_11_18	089	Hexachlorobutadiene	ug/L	Available Data <DL	0.60	NONE	NONE	0.44	50	NONE	50	Yes	No	No	NA	No
1_2_11_18	090	Hexachlorocyclopentadiene	ug/L	Available Data <DL	0.60	NONE	NONE	240	17000	NONE	17000	Yes	No	No	NA	No
1_2_11_18	091	Hexachloroethane	ug/L	Available Data <DL	0.60	NONE	NONE	1.9	8.9	NONE	8.9	Yes	No	No	NA	No
1_2_11_18	092	Indeno(1,2,3-cd)Pyrene	ug/L	Available Data <DL	0.60	NONE	NONE	0.0044	0.049	NONE	0.049	Yes	No	Yes	0.049	No
1_2_11_18	093	Isophorone	ug/L	Available Data <DL	0.60	NONE	NONE	8.4	600	NONE	600	Yes	No	No	NA	No
1_2_11_18	094	Naphthalene	ug/L	Available Data <DL	0.60	NONE	NONE	NONE	NONE	NONE	NONE	Yes	No	No	NA	No
1_2_11_18	095	Nitrobenzene	ug/L	Available Data <DL	0.60	NONE	NONE	17	1900	NONE	1900	Yes	No	No	NA	No

**Table F1
REASONABLE POTENTIAL ANALYSIS FOR PRIORITY POLLUTANTS, (OUTFALLS 001, 002, 011 018)**

**FIRST QUARTER 2010
THE BOEING COMPANY
SANTA SUSANA FIELD LABORATORY
NPDES PERMIT CA0001309**

						Step 1: Water Quality Criteria, Determine C						Step 2 Is Effluent Data Available	Step 3			Step 4 MEC >= C		
						CTR CRITERIA							Basin Plan Title 22 GWR	C = Lowest Criteria	Was Constituent Detected in		Are all Detection Limits > C	If DL > C, MEC = Min (DL)
						Freshwater		Human Health										
Outfall	CTR	Constituent	Units	MEC	CV	CMC = Acute	CCC = Chronic	HH W&O (Not App)	HH O = HH									
1_2_11_18	096	N-Nitrosodimethylamine	ug/L	Available Data <DL	0.01	NONE	NONE	0.00069	8.1	NONE	8.1	Yes	No	No	NA	No		
1_2_11_18	097	n-Nitroso-di-n-propylamine	ug/L	Available Data <DL	0.60	NONE	NONE	0.005	1.4	NONE	1.4	Yes	No	No	NA	No		
1_2_11_18	098	N-Nitrosodiphenylamine	ug/L	Available Data <DL	0.60	NONE	NONE	5	16	NONE	16	Yes	No	No	NA	No		
1_2_11_18	099	Phenanthrene	ug/L	Available Data <DL	0.60	NONE	NONE	NONE	NONE	NONE	NONE	Yes	No	No	NA	No		
1_2_11_18	100	Pyrene	ug/L	Available Data <DL	0.60	NONE	NONE	960	11000	NONE	11000	Yes	No	No	NA	No		
1_2_11_18	101	1,2,4-Trichlorobenzene	ug/L	Available Data <DL	0.60	NONE	NONE	NONE	NONE	NONE	NONE	Yes	No	No	NA	No		
1_2_11_18	102	Aldrin	ug/L	Available Data <DL	0.60	3	NONE	0.00013	0.00014	NONE	0.00014	Yes	No	Yes	0.00014	No		
1_2_11_18	103	alpha-BHC	ug/L	Available Data <DL	0.00	NONE	NONE	0.0039	0.013	NONE	0.013	Yes	No	No	NA	No		
1_2_11_18	104	beta-BHC	ug/L	Available Data <DL	0.60	NONE	NONE	0.014	0.046	NONE	0.046	Yes	No	No	NA	No		
1_2_11_18	105	Lindane (gamma-BHC)	ug/L	Available Data <DL	0.60	0.95	NONE	0.019	0.063	0.2	0.063	Yes	No	No	NA	No		
1_2_11_18	106	delta-BHC	ug/L	Available Data <DL	0.60	NONE	NONE	NONE	NONE	NONE	NONE	Yes	No	No	NA	No		
1_2_11_18	107	Chlordane	ug/L	Available Data <DL	0.60	2.4	0.0043	0.00057	0.00059	NONE	0.00059	Yes	No	Yes	0.00059	No		
1_2_11_18	108	4,4'-DDT	ug/L	Available Data <DL	0.60	1.1	0.001	0.00059	0.00059	NONE	0.00059	Yes	No	Yes	0.00059	No		
1_2_11_18	109	4,4'-DDE	ug/L	Available Data <DL	0.60	NONE	NONE	0.00059	0.00059	NONE	0.00059	Yes	No	Yes	0.00059	No		
1_2_11_18	110	4,4'-DDD	ug/L	Available Data <DL	0.60	NONE	NONE	0.00083	0.00084	NONE	0.00084	Yes	No	Yes	0.00084	No		
1_2_11_18	111	Dieldrin	ug/L	Available Data <DL	0.60	0.24	0.056	0.00014	0.00014	NONE	0.00014	Yes	No	Yes	0.00014	No		
1_2_11_18	112	Endosulfan I	ug/L	Available Data <DL	0.60	0.22	0.056	110	240	NONE	0.056	Yes	No	No	NA	No		
1_2_11_18	113	Endosulfan II	ug/L	Available Data <DL	0.60	0.22	0.056	110	240	NONE	0.056	Yes	No	No	NA	No		
1_2_11_18	114	Endosulfan Sulfate	ug/L	Available Data <DL	0.60	NONE	NONE	110	240	NONE	240	Yes	No	No	NA	No		
1_2_11_18	115	Endrin	ug/L	Available Data <DL	0.60	0.086	0.036	0.76	0.81	NONE	0.036	Yes	No	No	NA	No		
1_2_11_18	116	Endrin Aldehyde	ug/L	Available Data <DL	0.60	NONE	NONE	0.76	0.81	NONE	0.81	Yes	No	No	NA	No		
1_2_11_18	117	Heptachlor	ug/L	Available Data <DL	0.60	0.52	0.0038	0.00021	0.00021	NONE	0.00021	Yes	No	Yes	0.00021	No		
1_2_11_18	118	Heptachlor Epoxide	ug/L	Available Data <DL	0.60	0.52	0.0038	0.0001	0.00011	NONE	0.00011	Yes	No	Yes	0.00011	No		
1_2_11_18	119	Aroclor-1016	ug/L	Available Data <DL	0.60	NONE	0.014	0.00017	0.00017	NONE	0.00017	Yes	No	Yes	0.00017	No		
1_2_11_18	120	Aroclor-1221	ug/L	Available Data <DL	0.60	NONE	0.014	0.00017	0.00017	NONE	0.00017	Yes	No	Yes	0.00017	No		
1_2_11_18	121	Aroclor-1232	ug/L	Available Data <DL	0.60	NONE	0.014	0.00017	0.00017	NONE	0.00017	Yes	No	Yes	0.00017	No		
1_2_11_18	122	Aroclor-1242	ug/L	Available Data <DL	0.60	NONE	0.014	0.00017	0.00017	NONE	0.00017	Yes	No	Yes	0.00017	No		
1_2_11_18	123	Aroclor-1248	ug/L	Available Data <DL	0.60	NONE	0.014	0.00017	0.00017	NONE	0.00017	Yes	No	Yes	0.00017	No		
1_2_11_18	124	Aroclor-1254	ug/L	Available Data <DL	0.60	NONE	0.014	0.00017	0.00017	NONE	0.00017	Yes	No	Yes	0.00017	No		
1_2_11_18	125	Aroclor-1260	ug/L	Available Data <DL	0.60	NONE	0.014	0.00017	0.00017	NONE	0.00017	Yes	No	Yes	0.00017	No		
1_2_11_18	126	Toxaphene	ug/L	Available Data <DL	0.60	0.73	0.0002	0.0073	0.00075	NONE	0.0002	Yes	No	Yes	0.0002	No		

**Table F1
REASONABLE POTENTIAL ANALYSIS FOR PRIORITY POLLUTANTS, (OUTFALLS 003-010)**

**FIRST QUARTER 2010
THE BOEING COMPANY
SANTA SUSANA FIELD LABORATORY
NPDES PERMIT CA0001309**

Step 1: Water Quality Criteria, Determine C						Step 2		Step 3			Step 4					
						CTR CRITERIA					Is Effluent Data Available	Was Constituent Detected in	Are all Detection Limits > C	If DL > C, MEC = Min (DL)	MEC >= C	
						Freshwater		Human Health		Basin Plan						C = Lowest Criteria
Outfall	CTR	Constituent	Units	MEC	CV	CMC = Acute	CCC = Chronic	HH W&O (Not App)	HH O = HH	Title 22 GWR						
3-7, 9-10	001	Antimony	ug/L	0.79	0.60	NONE	NONE	14	4300	6	6	Yes	Yes	NA	NA	No
3-7, 9-10	002	Arsenic	ug/L	All Data Qualified	0.60	340	150	NONE	NONE	50	50	No	No	No	NA	No
3-7, 9-10	003	Beryllium	ug/L	All Data Qualified	0.60	NONE	NONE	Narrative	Narrative	4	4	No	No	No	NA	No
3-7, 9-10	004	Cadmium	ug/L	0.19	0.60	NONE	2.46	Narrative	Narrative	5.00	2.46	Yes	Yes	NA	NA	No
3-7, 9-10	005a	Chromium	ug/L	All Data Qualified	0.60	NONE	206.98	Narrative	Narrative	NONE	206.98	No	No	No	NA	No
3-7, 9-10	005b	Chromium VI	ug/L	Available Data <DL	0.60	16.293279022	11.43	Narrative	Narrative	50.00	11.43	Yes	No	No	NA	No
3-7, 9-10	006	Copper	ug/L	5.4	0.60	NONE	9.33	1300.00	NONE	NONE	9.33	Yes	Yes	NA	NA	No
3-7, 9-10	007	Lead	ug/L	9.3	1.00	NONE	3.18	Narrative	Narrative	NONE	3.18	Yes	Yes	NA	NA	Yes
3-7, 9-10	008	Mercury	ug/L	All Data Qualified	0.60	Reserved	Reserved	0.05	0.05	2.00	0.05	No	No	No	NA	No
3-7, 9-10	009	Nickel	ug/L	All Data Qualified	0.60	NONE	52.16	610.00	4600.00	100.00	52.16	No	No	No	NA	No
3-7, 9-10	010	Selenium	ug/L	All Data Qualified	0.60	Reserved	5	Narrative	Narrative	50	5	No	No	No	NA	No
3-7, 9-10	011	Silver	ug/L	All Data Qualified	0.60	NONE	none	NONE	NONE	NONE	4.06	No	No	No	NA	No
3-7, 9-10	012	Thallium	ug/L	Available Data <DL	0.60	NONE	NONE	1.7	6.3	2	2	Yes	No	No	NA	No
3-7, 9-10	013	Zinc	ug/L	20	0.60	NONE	119.82	none	NONE	NONE	119.82	Yes	Yes	NA	NA	No
3-7, 9-10	014	Total Cyanide	ug/L	Available Data <DL	0.60	22	5.2	700	220000	200	5.2	Yes	No	No	NA	No
3-7, 9-10	015	Asbestos	Fibers/L	All Data Qualified	0.60	NONE	NONE	7000000	NONE	7x10^6	700000	No	No	No	NA	No
3-7, 9-10	016	TCDD TEQ_NoDNQ	ug/L	3.43E-06	9.88E-01	NONE	NONE	1.30E-08	1.40E-08	3x10^-5	1.40E-08	Yes	Yes	NA	NA	Yes
3-7, 9-10	017	Acrolein	ug/L	Available Data <DL	0.60	NONE	NONE	320	780	NONE	780	Yes	No	No	NA	No
3-7, 9-10	018	Acrylonitrile	ug/L	Available Data <DL	0.60	NONE	NONE	0.059	0.66	NONE	0.66	Yes	No	Yes	0.66	No
3-7, 9-10	019	Benzene	ug/L	Available Data <DL	0.60	NONE	NONE	1.2	71	1	1	Yes	No	No	NA	No
3-7, 9-10	020	Bromofom	ug/L	Available Data <DL	0.60	NONE	NONE	4.3	360	NONE	360	Yes	No	No	NA	No
3-7, 9-10	021	Carbon Tetrachloride	ug/L	Available Data <DL	0.60	NONE	NONE	0.25	4.4	600	4.4	Yes	No	No	NA	No
3-7, 9-10	022	Chlorobenzene	ug/L	Available Data <DL	0.60	NONE	NONE	680	21000	NONE	21000	Yes	No	No	NA	No
3-7, 9-10	023	Dibromochloromethane	ug/L	Available Data <DL	0.60	NONE	NONE	0.401	34	NONE	34	Yes	No	No	NA	No
3-7, 9-10	024	Chloroethane	ug/L	Available Data <DL	0.60	NONE	NONE	NONE	NONE	NONE	NONE	Yes	No	No	NA	No
3-7, 9-10	025	2-Chloroethylvinylether	ug/L	Available Data <DL	0.60	NONE	NONE	NONE	NONE	NONE	NONE	Yes	No	No	NA	No
3-7, 9-10	026	Chloroform	ug/L	Available Data <DL	0.60	NONE	NONE	Reserved	Reserved	NONE	NONE	Yes	No	No	NA	No
3-7, 9-10	027	Bromodichloromethane	ug/L	Available Data <DL	0.60	NONE	NONE	0.56	46	NONE	46	Yes	No	No	NA	No
3-7, 9-10	028	1,1-Dichloroethane	ug/L	Available Data <DL	0.60	NONE	NONE	NONE	NONE	5	5	Yes	No	No	NA	No
3-7, 9-10	029	1,2-Dichloroethane	ug/L	Available Data <DL	0.60	NONE	NONE	0.38	99	0.5	0.5	Yes	No	No	NA	No
3-7, 9-10	030	1,1-Dichloroethene	ug/L	Available Data <DL	0.60	NONE	NONE	0.057	3.2	6	3.2	Yes	No	No	NA	No
3-7, 9-10	031	1,2-Dichloropropane	ug/L	Available Data <DL	0.60	NONE	NONE	0.52	39	5	5	Yes	No	No	NA	No
3-7, 9-10	032	1,3-Dichloropropene (Total)	ug/L	All Data Qualified	0.60	NONE	NONE	10	1700	0.5	0.5	No	No	No	NA	No
3-7, 9-10	033	Ethylbenzene	ug/L	Available Data <DL	0.60	NONE	NONE	3100	29000	0.7	0.7	Yes	No	No	NA	No
3-7, 9-10	034	Bromomethane	ug/L	Available Data <DL	0.60	NONE	NONE	48	4000	NONE	4000	Yes	No	No	NA	No
3-7, 9-10	035	Chloromethane	ug/L	Available Data <DL	0.60	NONE	NONE	Narrative	Narrative	NONE	NONE	Yes	No	No	NA	No
3-7, 9-10	036	Methylene chloride	ug/L	Available Data <DL	0.60	NONE	NONE	4.7	1600	NONE	1600	Yes	No	No	NA	No
3-7, 9-10	037	1,1,2,2-Tetrachloroethane	ug/L	Available Data <DL	0.60	NONE	NONE	0.17	11	1	1	Yes	No	No	NA	No
3-7, 9-10	038	Tetrachloroethene	ug/L	Available Data <DL	0.60	NONE	NONE	0.8	8.85	5	5	Yes	No	No	NA	No
3-7, 9-10	039	Toluene	ug/L	Available Data <DL	0.60	NONE	NONE	6800	200000	150	150	Yes	No	No	NA	No
3-7, 9-10	040	trans-1,2-Dichloroethene	ug/L	Available Data <DL	0.60	NONE	NONE	700	140000	10	10	Yes	No	No	NA	No
3-7, 9-10	041	1,1,1-Trichloroethane	ug/L	Available Data <DL	0.60	NONE	NONE	Narrative	Narrative	200	200	Yes	No	No	NA	No
3-7, 9-10	042	1,1,2-trichloroethane	ug/L	Available Data <DL	0.60	NONE	NONE	0.6	42	5	5	Yes	No	No	NA	No
3-7, 9-10	043	Trichloroethene	ug/L	Available Data <DL	0.60	NONE	NONE	2.7	81	5	5	Yes	No	No	NA	No
3-7, 9-10	044	Vinyl chloride	ug/L	Available Data <DL	0.60	NONE	NONE	2	525	0.5	0.5	Yes	No	No	NA	No
3-7, 9-10	045	2-chlorophenol	ug/L	Available Data <DL	0.60	NONE	NONE	120	400	NONE	400	Yes	No	No	NA	No
3-7, 9-10	046	2,4-Dichlorophenol	ug/L	Available Data <DL	0.60	NONE	NONE	93	790	NONE	790	Yes	No	No	NA	No
3-7, 9-10	047	2,4-dimethylphenol	ug/L	Available Data <DL	0.60	NONE	NONE	540	2300	NONE	2300	Yes	No	No	NA	No

**Table F1
REASONABLE POTENTIAL ANALYSIS FOR PRIORITY POLLUTANTS, (OUTFALLS 003-010)**

**FIRST QUARTER 2010
THE BOEING COMPANY
SANTA SUSANA FIELD LABORATORY
NPDES PERMIT CA0001309**

						Step 1: Water Quality Criteria, Determine C					Step 2	Step 3			Step 4	
						CTR CRITERIA				Basin Plan Title 22 GWR	C = Lowest Criteria	Is Effluent Data Available	Was Constituent Detected in	Are all Detection Limits > C	If DL > C, MEC = Min (DL)	MEC >= C
Outfall	CTR	Constituent	Units	MEC	CV	Freshwater CMC = Acute	Human Health CCC = Chronic	HH W&O (Not App)	HH O = HH							
3-7, 9-10	048	2-Methyl-4,6-dinitrophenol	ug/L	Available Data <DL	0.60	NONE	NONE	13.4	765	NONE	765	Yes	No	No	NA	No
3-7, 9-10	049	2,4-dinitrophenol	ug/L	Available Data <DL	0.60	NONE	NONE	70	14000	NONE	14000	Yes	No	No	NA	No
3-7, 9-10	050	2-nitrophenol	ug/L	Available Data <DL	0.60	NONE	NONE	NONE	NONE	NONE	NONE	Yes	No	No	NA	No
3-7, 9-10	051	4-nitrophenol	ug/L	Available Data <DL	0.60	NONE	NONE	NONE	NONE	NONE	NONE	Yes	No	No	NA	No
3-7, 9-10	052	4-Chloro-3-methylphenol	ug/L	Available Data <DL	0.60	NONE	NONE	NONE	NONE	NONE	NONE	Yes	No	No	NA	No
3-7, 9-10	053	Pentachlorophenol	ug/L	Available Data <DL	0.60	pH dependent	pH dependent	0.28	8.2	1	1	Yes	No	Yes	1	No
3-7, 9-10	054	Phenol	ug/L	Available Data <DL	0.60	NONE	NONE	21000	4600000	NONE	4600000	Yes	No	No	NA	No
3-7, 9-10	055	2,4,6-Trichlorophenol	ug/L	Available Data <DL	0.60	NONE	NONE	2.1	6.5	NONE	6.5	Yes	No	No	NA	No
3-7, 9-10	056	Acenaphthene	ug/L	Available Data <DL	0.60	NONE	NONE	1200	2700	NONE	2700	Yes	No	No	NA	No
3-7, 9-10	057	Acenaphthylene	ug/L	Available Data <DL	0.60	NONE	NONE	NONE	NONE	NONE	NONE	Yes	No	No	NA	No
3-7, 9-10	058	Anthracene	ug/L	Available Data <DL	0.60	NONE	NONE	9600	110000	NONE	110000	Yes	No	No	NA	No
3-7, 9-10	059	Benzidine	ug/L	Available Data <DL	0.60	NONE	NONE	0.00012	0.00054	NONE	0.00054	Yes	No	Yes	0.00054	No
3-7, 9-10	060	Benzo(a)Anthracene	ug/L	Available Data <DL	0.60	NONE	NONE	0.0044	0.049	NONE	0.049	Yes	No	Yes	0.049	No
3-7, 9-10	061	Benzo(a)Pyrene	ug/L	Available Data <DL	0.60	NONE	NONE	0.0044	0.049	NONE	0.049	Yes	No	Yes	0.049	No
3-7, 9-10	062	Benzo(b)Fluoranthene	ug/L	Available Data <DL	0.60	NONE	NONE	0.0044	0.049	NONE	0.049	Yes	No	Yes	0.049	No
3-7, 9-10	063	Benzo(g,h,i)Perylene	ug/L	Available Data <DL	0.60	NONE	NONE	NONE	NONE	NONE	NONE	Yes	No	No	NA	No
3-7, 9-10	064	Benzo(k)Fluoranthene	ug/L	Available Data <DL	0.60	NONE	NONE	0.0044	0.049	NONE	0.049	Yes	No	Yes	0.049	No
3-7, 9-10	065	Bis(2-Chloroethoxy) methane	ug/L	Available Data <DL	0.60	NONE	NONE	NONE	NONE	NONE	NONE	Yes	No	No	NA	No
3-7, 9-10	066	bis (2-Chloroethyl) ether	ug/L	Available Data <DL	0.60	NONE	NONE	0.031	1.4	NONE	1.4	Yes	No	Yes	1.4	No
3-7, 9-10	067	Bis(2-Chloroisopropyl) Ether	ug/L	Available Data <DL	0.60	NONE	NONE	1400	170000	NONE	170000	Yes	No	No	NA	No
3-7, 9-10	068	bis (2-ethylhexyl) Phthalate	ug/L	Available Data <DL	0.60	NONE	NONE	1.8	5.9	4	4	Yes	No	No	NA	No
3-7, 9-10	069	4-Bromophenylphenylether	ug/L	Available Data <DL	0.60	NONE	NONE	NONE	NONE	NONE	NONE	Yes	No	No	NA	No
3-7, 9-10	070	Butylbenzylphthalate	ug/L	Available Data <DL	0.60	NONE	NONE	3000	5200	NONE	5200	Yes	No	No	NA	No
3-7, 9-10	071	2-Chloronaphthalene	ug/L	Available Data <DL	0.60	NONE	NONE	1700	4300	NONE	4300	Yes	No	No	NA	No
3-7, 9-10	072	4-Chlorophenylphenylether	ug/L	Available Data <DL	0.60	NONE	NONE	NONE	NONE	NONE	NONE	Yes	No	No	NA	No
3-7, 9-10	073	Chrysene	ug/L	Available Data <DL	0.60	NONE	NONE	0.0044	0.049	NONE	0.049	Yes	No	Yes	0.049	No
3-7, 9-10	074	Dibenzo(a,h)Anthracene	ug/L	Available Data <DL	0.60	NONE	NONE	0.0044	0.049	NONE	0.049	Yes	No	Yes	0.049	No
3-7, 9-10	075	1,2-Dichlorobenzene	ug/L	Available Data <DL	0.60	NONE	NONE	2700	17000	600	600	Yes	No	No	NA	No
3-7, 9-10	076	1,3-Dichlorobenzene	ug/L	Available Data <DL	0.60	NONE	NONE	400	2600	NONE	2600	Yes	No	No	NA	No
3-7, 9-10	077	1,4-Dichlorobenzene	ug/L	Available Data <DL	0.60	NONE	NONE	400	2600	5	5	Yes	No	No	NA	No
3-7, 9-10	078	3,3'-Dichlorobenzidine	ug/L	Available Data <DL	0.60	NONE	NONE	0.04	0.077	NONE	0.077	Yes	No	Yes	0.077	No
3-7, 9-10	079	Diethylphthalate	ug/L	Available Data <DL	0.60	NONE	NONE	23000	120000	NONE	120000	Yes	No	No	NA	No
3-7, 9-10	080	Dimethylphthalate	ug/L	Available Data <DL	0.60	NONE	NONE	313000	2900000	NONE	2900000	Yes	No	No	NA	No
3-7, 9-10	081	Di-n-butylphthalate	ug/L	Available Data <DL	0.60	NONE	NONE	2700	12000	NONE	12000	Yes	No	No	NA	No
3-7, 9-10	082	2,4-Dinitrotoluene	ug/L	Available Data <DL	0.60	NONE	NONE	0.11	9.1	NONE	9.1	Yes	No	No	NA	No
3-7, 9-10	083	2,6-Dinitrotoluene	ug/L	Available Data <DL	0.60	NONE	NONE	NONE	NONE	NONE	NONE	Yes	No	No	NA	No
3-7, 9-10	084	Di-n-octylphthalate	ug/L	Available Data <DL	0.60	NONE	NONE	NONE	NONE	NONE	NONE	Yes	No	No	NA	No
3-7, 9-10	085	1,2-Diphenylhydrazine	ug/L	All Data Qualified	0.60	NONE	NONE	0.04	0.54	NONE	0.54	No	No	No	NA	No
3-7, 9-10	086	Fluoranthene	ug/L	Available Data <DL	0.60	NONE	NONE	300	370	NONE	370	Yes	No	No	NA	No
3-7, 9-10	087	Fluorene	ug/L	Available Data <DL	0.60	NONE	NONE	1300	14000	NONE	14000	Yes	No	No	NA	No
3-7, 9-10	088	Hexachlorobenzene	ug/L	Available Data <DL	0.60	NONE	NONE	0.00075	0.00077	NONE	0.00077	Yes	No	Yes	0.00077	No
3-7, 9-10	089	Hexachlorobutadiene	ug/L	Available Data <DL	0.60	NONE	NONE	0.44	50	NONE	50	Yes	No	No	NA	No
3-7, 9-10	090	Hexachlorocyclopentadiene	ug/L	Available Data <DL	0.60	NONE	NONE	240	17000	NONE	17000	Yes	No	No	NA	No
3-7, 9-10	091	Hexachloroethane	ug/L	Available Data <DL	0.60	NONE	NONE	1.9	8.9	NONE	8.9	Yes	No	No	NA	No
3-7, 9-10	092	Indeno(1,2,3-cd)Pyrene	ug/L	Available Data <DL	0.60	NONE	NONE	0.0044	0.049	NONE	0.049	Yes	No	Yes	0.049	No
3-7, 9-10	093	Isophorone	ug/L	Available Data <DL	0.60	NONE	NONE	8.4	600	NONE	600	Yes	No	No	NA	No
3-7, 9-10	094	Naphthalene	ug/L	Available Data <DL	0.60	NONE	NONE	NONE	NONE	NONE	NONE	Yes	No	No	NA	No
3-7, 9-10	095	Nitrobenzene	ug/L	Available Data <DL	0.60	NONE	NONE	17	1900	NONE	1900	Yes	No	No	NA	No

**Table F1
REASONABLE POTENTIAL ANALYSIS FOR PRIORITY POLLUTANTS, (OUTFALLS 003-010)**

**FIRST QUARTER 2010
THE BOEING COMPANY
SANTA SUSANA FIELD LABORATORY
NPDES PERMIT CA0001309**

						Step 1: Water Quality Criteria, Determine C						Step 2 Is Effluent Data Available	Step 3			Step 4 MEC >= C		
						CTR CRITERIA							Basin Plan Title 22 GWR	C = Lowest Criteria	Was Constituent Detected in		Are all Detection Limits > C	If DL > C, MEC = Min (DL)
						Freshwater		Human Health										
Outfall	CTR	Constituent	Units	MEC	CV	CMC = Acute	CCC = Chronic	HH W&O (Not App)	HH O = HH									
3-7, 9-10	096	N-Nitrosodimethylamine	ug/L	Available Data <DL	0.60	NONE	NONE	0.00069	8.1	NONE	8.1	Yes	No	No	NA	No		
3-7, 9-10	097	n-Nitroso-di-n-propylamine	ug/L	Available Data <DL	0.60	NONE	NONE	0.005	1.4	NONE	1.4	Yes	No	Yes	1.4	No		
3-7, 9-10	098	N-Nitrosodiphenylamine	ug/L	Available Data <DL	0.60	NONE	NONE	5	16	NONE	16	Yes	No	No	NA	No		
3-7, 9-10	099	Phenanthrene	ug/L	Available Data <DL	0.60	NONE	NONE	NONE	NONE	NONE	NONE	Yes	No	No	NA	No		
3-7, 9-10	100	Pyrene	ug/L	Available Data <DL	0.60	NONE	NONE	960	11000	NONE	11000	Yes	No	No	NA	No		
3-7, 9-10	101	1,2,4-Trichlorobenzene	ug/L	Available Data <DL	0.60	NONE	NONE	NONE	NONE	NONE	NONE	Yes	No	No	NA	No		
3-7, 9-10	102	Aldrin	ug/L	Available Data <DL	0.60	3	NONE	0.00013	0.00014	NONE	0.00014	Yes	No	Yes	0.00014	No		
3-7, 9-10	103	alpha-BHC	ug/L	Available Data <DL	0.60	NONE	NONE	0.0039	0.013	NONE	0.013	Yes	No	No	NA	No		
3-7, 9-10	104	beta-BHC	ug/L	Available Data <DL	0.60	NONE	NONE	0.014	0.046	NONE	0.046	Yes	No	No	NA	No		
3-7, 9-10	105	Lindane (gamma-BHC)	ug/L	Available Data <DL	0.60	0.95	NONE	0.019	0.063	0.2	0.063	Yes	No	No	NA	No		
3-7, 9-10	106	delta-BHC	ug/L	Available Data <DL	0.60	NONE	NONE	NONE	NONE	NONE	NONE	Yes	No	No	NA	No		
3-7, 9-10	107	Chlordane	ug/L	Available Data <DL	0.60	2.4	0.0043	0.00057	0.00059	NONE	0.00059	Yes	No	Yes	0.00059	No		
3-7, 9-10	108	4,4'-DDT	ug/L	Available Data <DL	0.60	1.1	0.001	0.00059	0.00059	NONE	0.00059	Yes	No	Yes	0.00059	No		
3-7, 9-10	109	4,4'-DDE	ug/L	Available Data <DL	0.60	NONE	NONE	0.00059	0.00059	NONE	0.00059	Yes	No	Yes	0.00059	No		
3-7, 9-10	110	4,4'-DDD	ug/L	Available Data <DL	0.60	NONE	NONE	0.00083	0.00084	NONE	0.00084	Yes	No	Yes	0.00084	No		
3-7, 9-10	111	Dieldrin	ug/L	Available Data <DL	0.60	0.24	0.056	0.00014	0.00014	NONE	0.00014	Yes	No	Yes	0.00014	No		
3-7, 9-10	112	Endosulfan I	ug/L	Available Data <DL	0.60	0.22	0.056	110	240	NONE	0.056	Yes	No	No	NA	No		
3-7, 9-10	113	Endosulfan II	ug/L	Available Data <DL	0.60	0.22	0.056	110	240	NONE	0.056	Yes	No	No	NA	No		
3-7, 9-10	114	Endosulfan Sulfate	ug/L	Available Data <DL	0.60	NONE	NONE	110	240	NONE	240	Yes	No	No	NA	No		
3-7, 9-10	115	Endrin	ug/L	Available Data <DL	0.60	0.086	0.036	0.76	0.81	NONE	0.036	Yes	No	No	NA	No		
3-7, 9-10	116	Endrin Aldehyde	ug/L	Available Data <DL	0.60	NONE	NONE	0.76	0.81	NONE	0.81	Yes	No	No	NA	No		
3-7, 9-10	117	Heptachlor	ug/L	Available Data <DL	0.60	0.52	0.0038	0.00021	0.00021	NONE	0.00021	Yes	No	Yes	0.00021	No		
3-7, 9-10	118	Heptachlor Epoxide	ug/L	Available Data <DL	0.60	0.52	0.0038	0.0001	0.00011	NONE	0.00011	Yes	No	Yes	0.00011	No		
3-7, 9-10	119	Aroclor-1016	ug/L	Available Data <DL	0.60	NONE	0.014	0.00017	0.00017	NONE	0.00017	Yes	No	Yes	0.00017	No		
3-7, 9-10	120	Aroclor-1221	ug/L	Available Data <DL	0.60	NONE	0.014	0.00017	0.00017	NONE	0.00017	Yes	No	Yes	0.00017	No		
3-7, 9-10	121	Aroclor-1232	ug/L	Available Data <DL	0.60	NONE	0.014	0.00017	0.00017	NONE	0.00017	Yes	No	Yes	0.00017	No		
3-7, 9-10	122	Aroclor-1242	ug/L	Available Data <DL	0.60	NONE	0.014	0.00017	0.00017	NONE	0.00017	Yes	No	Yes	0.00017	No		
3-7, 9-10	123	Aroclor-1248	ug/L	Available Data <DL	0.60	NONE	0.014	0.00017	0.00017	NONE	0.00017	Yes	No	Yes	0.00017	No		
3-7, 9-10	124	Aroclor-1254	ug/L	Available Data <DL	0.60	NONE	0.014	0.00017	0.00017	NONE	0.00017	Yes	No	Yes	0.00017	No		
3-7, 9-10	125	Aroclor-1260	ug/L	Available Data <DL	0.60	NONE	0.014	0.00017	0.00017	NONE	0.00017	Yes	No	Yes	0.00017	No		
3-7, 9-10	126	Toxaphene	ug/L	Available Data <DL	0.60	0.73	0.0002	0.0073	0.00075	NONE	0.0002	Yes	No	Yes	0.0002	No		
8	001	Antimony	ug/L	0.48	0.60	NONE	NONE	14	4300	6	6	Yes	Yes	NA	NA	No		
8	002	Arsenic	ug/L	All Data Qualified	0.60	340	150	NONE	NONE	50	50	No	No	No	NA	No		
8	003	Beryllium	ug/L	All Data Qualified	0.60	NONE	NONE	Narrative	Narrative	4	4	No	No	No	NA	No		
8	004	Cadmium	ug/L	Available Data <DL	0.60	NONE	2.46	Narrative	Narrative	5.00	2.46	Yes	No	No	NA	No		
8	005a	Chromium	ug/L	16	0.60	NONE	206.98	Narrative	Narrative	NONE	206.98	Yes	Yes	NA	NA	No		
8	005b	Chromium VI	ug/L	Available Data <DL	0.60	16.293279022	11.43	Narrative	Narrative	50.00	11.43	Yes	No	No	NA	No		
8	006	Copper	ug/L	6	0.60	NONE	9.33	1300.00	NONE	NONE	9.33	Yes	Yes	NA	NA	No		
8	007	Lead	ug/L	10	0.60	NONE	3.18	Narrative	Narrative	NONE	3.18	Yes	Yes	NA	NA	Yes		
8	008	Mercury	ug/L	All Data Qualified	0.60	Reserved	Reserved	0.05	0.05	2.00	0.05	No	No	No	NA	No		
8	009	Nickel	ug/L	All Data Qualified	0.60	NONE	52.16	610.00	4600.00	100.00	52.16	No	No	No	NA	No		
8	010	Selenium	ug/L	1.3	0.60	Reserved	5	Narrative	Narrative	50	5	Yes	Yes	NA	NA	No		
8	011	Silver	ug/L	All Data Qualified	0.60	NONE	none	NONE	NONE	NONE	4.06	No	No	No	NA	No		
8	012	Thallium	ug/L	Available Data <DL	0.60	NONE	NONE	1.7	6.3	2	2	Yes	No	No	NA	No		
8	013	Zinc	ug/L	49	0.60	NONE	119.82	none	NONE	NONE	119.82	Yes	Yes	NA	NA	No		
8	014	Total Cyanide	ug/L	Available Data <DL	0.60	22	5.2	700	220000	200	5.2	Yes	No	No	NA	No		
8	015	Asbestos	Fibers/L	All Data Qualified	0.60	NONE	NONE	7000000	NONE	7x10^6	700000	No	No	No	NA	No		
8	016	TCDD TEQ_NoDNQ	ug/L	2.35E-06	6.00E-01	NONE	NONE	1.30E-08	1.40E-08	3x10^-5	1.40E-08	Yes	Yes	NA	NA	Yes		

**Table F1
REASONABLE POTENTIAL ANALYSIS FOR PRIORITY POLLUTANTS, (OUTFALLS 003-010)**

**FIRST QUARTER 2010
THE BOEING COMPANY
SANTA SUSANA FIELD LABORATORY
NPDES PERMIT CA0001309**

						Step 1: Water Quality Criteria, Determine C					Step 2	Step 3			Step 4	
						CTR CRITERIA				Basin Plan Title 22 GWR	C = Lowest Criteria	Is Effluent Data Available	Was Constituent Detected in	Are all Detection Limits > C	If DL > C, MEC = Min (DL)	MEC >= C
Outfall	CTR	Constituent	Units	MEC	CV	Freshwater		Human Health								
						CMC = Acute	CCC = Chronic	HH W&O (Not App)	HH O = HH							
8	017	Acrolein	ug/L	Available Data <DL	0.60	NONE	NONE	320	780	NONE	780	Yes	No	No	NA	No
8	018	Acrylonitrile	ug/L	Available Data <DL	0.60	NONE	NONE	0.059	0.66	NONE	0.66	Yes	No	Yes	0.66	No
8	019	Benzene	ug/L	Available Data <DL	0.60	NONE	NONE	1.2	71	1	1	Yes	No	No	NA	No
8	020	Bromoform	ug/L	Available Data <DL	0.60	NONE	NONE	4.3	360	NONE	360	Yes	No	No	NA	No
8	021	Carbon Tetrachloride	ug/L	Available Data <DL	0.60	NONE	NONE	0.25	4.4	600	4.4	Yes	No	No	NA	No
8	022	Chlorobenzene	ug/L	Available Data <DL	0.60	NONE	NONE	680	21000	NONE	21000	Yes	No	No	NA	No
8	023	Dibromochloromethane	ug/L	Available Data <DL	0.60	NONE	NONE	0.401	34	NONE	34	Yes	No	No	NA	No
8	024	Chloroethane	ug/L	Available Data <DL	0.60	NONE	NONE	NONE	NONE	NONE	NONE	Yes	No	No	NA	No
8	025	2-Chloroethylvinylether	ug/L	Available Data <DL	0.60	NONE	NONE	NONE	NONE	NONE	NONE	Yes	No	No	NA	No
8	026	Chloroform	ug/L	Available Data <DL	0.60	NONE	NONE	Reserved	Reserved	NONE	NONE	Yes	No	No	NA	No
8	027	Bromodichloromethane	ug/L	Available Data <DL	0.60	NONE	NONE	0.56	46	NONE	46	Yes	No	No	NA	No
8	028	1,1-Dichloroethane	ug/L	Available Data <DL	0.60	NONE	NONE	NONE	NONE	5	5	Yes	No	No	NA	No
8	029	1,2-Dichloroethane	ug/L	Available Data <DL	0.60	NONE	NONE	0.38	99	0.5	0.5	Yes	No	No	NA	No
8	030	1,1-Dichloroethene	ug/L	Available Data <DL	0.60	NONE	NONE	0.057	3.2	6	3.2	Yes	No	No	NA	No
8	031	1,2-Dichloropropane	ug/L	Available Data <DL	0.60	NONE	NONE	0.52	39	5	5	Yes	No	No	NA	No
8	032	1,3-Dichloropropene (Total)	ug/L	All Data Qualified	0.60	NONE	NONE	10	1700	0.5	0.5	No	No	No	NA	No
8	033	Ethylbenzene	ug/L	Available Data <DL	0.60	NONE	NONE	3100	29000	0.7	0.7	Yes	No	No	NA	No
8	034	Bromomethane	ug/L	Available Data <DL	0.60	NONE	NONE	48	4000	NONE	4000	Yes	No	No	NA	No
8	035	Chloromethane	ug/L	Available Data <DL	0.60	NONE	NONE	Narrative	Narrative	NONE	NONE	Yes	No	No	NA	No
8	036	Methylene chloride	ug/L	Available Data <DL	0.60	NONE	NONE	4.7	1600	NONE	1600	Yes	No	No	NA	No
8	037	1,1,2,2-Tetrachloroethane	ug/L	Available Data <DL	0.60	NONE	NONE	0.17	11	1	1	Yes	No	No	NA	No
8	038	Tetrachloroethene	ug/L	Available Data <DL	0.60	NONE	NONE	0.8	8.85	5	5	Yes	No	No	NA	No
8	039	Toluene	ug/L	Available Data <DL	0.60	NONE	NONE	6800	200000	150	150	Yes	No	No	NA	No
8	040	trans-1,2-Dichloroethene	ug/L	Available Data <DL	0.60	NONE	NONE	700	140000	10	10	Yes	No	No	NA	No
8	041	1,1,1-Trichloroethane	ug/L	Available Data <DL	0.60	NONE	NONE	Narrative	Narrative	200	200	Yes	No	No	NA	No
8	042	1,1,2-trichloroethane	ug/L	Available Data <DL	0.60	NONE	NONE	0.6	42	5	5	Yes	No	No	NA	No
8	043	Trichloroethene	ug/L	Available Data <DL	0.60	NONE	NONE	2.7	81	5	5	Yes	No	No	NA	No
8	044	Vinyl chloride	ug/L	Available Data <DL	0.60	NONE	NONE	2	525	0.5	0.5	Yes	No	No	NA	No
8	045	2-chlorophenol	ug/L	Available Data <DL	0.60	NONE	NONE	120	400	NONE	400	Yes	No	No	NA	No
8	046	2,4-Dichlorophenol	ug/L	Available Data <DL	0.60	NONE	NONE	93	790	NONE	790	Yes	No	No	NA	No
8	047	2,4-dimethylphenol	ug/L	Available Data <DL	0.60	NONE	NONE	540	2300	NONE	2300	Yes	No	No	NA	No
8	048	2-Methyl-4,6-dinitrophenol	ug/L	Available Data <DL	0.60	NONE	NONE	13.4	765	NONE	765	Yes	No	No	NA	No
8	049	2,4-dinitrophenol	ug/L	Available Data <DL	0.60	NONE	NONE	70	14000	NONE	14000	Yes	No	No	NA	No
8	050	2-nitrophenol	ug/L	Available Data <DL	0.60	NONE	NONE	NONE	NONE	NONE	NONE	Yes	No	No	NA	No
8	051	4-nitrophenol	ug/L	Available Data <DL	0.60	NONE	NONE	NONE	NONE	NONE	NONE	Yes	No	No	NA	No
8	052	4-Chloro-3-methylphenol	ug/L	Available Data <DL	0.60	NONE	NONE	NONE	NONE	NONE	NONE	Yes	No	No	NA	No
8	053	Pentachlorophenol	ug/L	Available Data <DL	0.60	pH dependent	pH dependent	0.28	8.2	1	1	Yes	No	Yes	1	No
8	054	Phenol	ug/L	Available Data <DL	0.60	NONE	NONE	21000	4600000	NONE	4600000	Yes	No	No	NA	No
8	055	2,4,6-Trichlorophenol	ug/L	Available Data <DL	0.60	NONE	NONE	2.1	6.5	NONE	6.5	Yes	No	No	NA	No
8	056	Acenaphthene	ug/L	Available Data <DL	0.60	NONE	NONE	1200	2700	NONE	2700	Yes	No	No	NA	No
8	057	Acenaphthylene	ug/L	Available Data <DL	0.60	NONE	NONE	NONE	NONE	NONE	NONE	Yes	No	No	NA	No
8	058	Anthracene	ug/L	Available Data <DL	0.60	NONE	NONE	9600	110000	NONE	110000	Yes	No	No	NA	No
8	059	Benzo(a)Pyrene	ug/L	Available Data <DL	0.60	NONE	NONE	0.00012	0.00054	NONE	0.00054	Yes	No	Yes	0.00054	No
8	060	Benzo(a)Anthracene	ug/L	Available Data <DL	0.60	NONE	NONE	0.0044	0.049	NONE	0.049	Yes	No	Yes	0.049	No
8	061	Benzo(a)Pyrene	ug/L	Available Data <DL	0.60	NONE	NONE	0.0044	0.049	NONE	0.049	Yes	No	Yes	0.049	No
8	062	Benzo(b)Fluoranthene	ug/L	Available Data <DL	0.60	NONE	NONE	0.0044	0.049	NONE	0.049	Yes	No	Yes	0.049	No
8	063	Benzo(g,h,i)Perylene	ug/L	Available Data <DL	0.60	NONE	NONE	NONE	NONE	NONE	NONE	Yes	No	No	NA	No
8	064	Benzo(k)Fluoranthene	ug/L	Available Data <DL	0.60	NONE	NONE	0.0044	0.049	NONE	0.049	Yes	No	Yes	0.049	No

**Table F1
REASONABLE POTENTIAL ANALYSIS FOR PRIORITY POLLUTANTS, (OUTFALLS 003-010)**

**FIRST QUARTER 2010
THE BOEING COMPANY
SANTA SUSANA FIELD LABORATORY
NPDES PERMIT CA0001309**

						Step 1: Water Quality Criteria, Determine C						Step 2	Step 3			Step 4		
						CTR CRITERIA						Basin Plan Title 22 GWR	C = Lowest Criteria	Is Effluent Data Available	Was Constituent Detected in	Are all Detection Limits > C	If DL > C, MEC = Min (DL)	MEC >= C
						Freshwater		Human Health		HH W&O (Not App)	HH O = HH							
Outfall	CTR	Constituent	Units	MEC	CV	CMC = Acute	CCC = Chronic											
8	065	Bis(2-Chloroethoxy) methane	ug/L	Available Data <DL	0.60	NONE	NONE	NONE	NONE	NONE	NONE	Yes	No	No	NA	No		
8	066	bis (2-Chloroethyl) ether	ug/L	Available Data <DL	0.60	NONE	NONE	0.031	1.4	NONE	1.4	Yes	No	Yes	1.4	No		
8	067	Bis(2-Chloroisopropyl) Ether	ug/L	Available Data <DL	0.60	NONE	NONE	1400	170000	NONE	170000	Yes	No	No	NA	No		
8	068	bis (2-ethylhexyl) Phthalate	ug/L	Available Data <DL	0.60	NONE	NONE	1.8	5.9	4	4	Yes	No	No	NA	No		
8	069	4-Bromophenylphenylether	ug/L	Available Data <DL	0.60	NONE	NONE	NONE	NONE	NONE	NONE	Yes	No	No	NA	No		
8	070	Butylbenzylphthalate	ug/L	Available Data <DL	0.60	NONE	NONE	3000	5200	NONE	5200	Yes	No	No	NA	No		
8	071	2-Chloronaphthalene	ug/L	Available Data <DL	0.60	NONE	NONE	1700	4300	NONE	4300	Yes	No	No	NA	No		
8	072	4-Chlorophenylphenylether	ug/L	Available Data <DL	0.60	NONE	NONE	NONE	NONE	NONE	NONE	Yes	No	No	NA	No		
8	073	Chrysene	ug/L	Available Data <DL	0.60	NONE	NONE	0.0044	0.049	NONE	0.049	Yes	No	Yes	0.049	No		
8	074	Dibenzo(a,h)Anthracene	ug/L	Available Data <DL	0.60	NONE	NONE	0.0044	0.049	NONE	0.049	Yes	No	Yes	0.049	No		
8	075	1,2-Dichlorobenzene	ug/L	Available Data <DL	0.60	NONE	NONE	2700	17000	600	600	Yes	No	No	NA	No		
8	076	1,3-Dichlorobenzene	ug/L	Available Data <DL	0.60	NONE	NONE	400	2600	NONE	2600	Yes	No	No	NA	No		
8	077	1,4-Dichlorobenzene	ug/L	Available Data <DL	0.60	NONE	NONE	400	2600	5	5	Yes	No	No	NA	No		
8	078	3,3'-Dichlorobenzidine	ug/L	Available Data <DL	0.60	NONE	NONE	0.04	0.077	NONE	0.077	Yes	No	Yes	0.077	No		
8	079	Diethylphthalate	ug/L	Available Data <DL	0.60	NONE	NONE	23000	120000	NONE	120000	Yes	No	No	NA	No		
8	080	Dimethylphthalate	ug/L	Available Data <DL	0.60	NONE	NONE	313000	2900000	NONE	2900000	Yes	No	No	NA	No		
8	081	Di-n-butylphthalate	ug/L	Available Data <DL	0.60	NONE	NONE	2700	12000	NONE	12000	Yes	No	No	NA	No		
8	082	2,4-Dinitrotoluene	ug/L	Available Data <DL	0.60	NONE	NONE	0.11	9.1	NONE	9.1	Yes	No	No	NA	No		
8	083	2,6-Dinitrotoluene	ug/L	Available Data <DL	0.60	NONE	NONE	NONE	NONE	NONE	NONE	Yes	No	No	NA	No		
8	084	Di-n-octylphthalate	ug/L	Available Data <DL	0.60	NONE	NONE	NONE	NONE	NONE	NONE	Yes	No	No	NA	No		
8	085	1,2-Diphenylhydrazine	ug/L	All Data Qualified	0.60	NONE	NONE	0.04	0.54	NONE	0.54	No	No	No	NA	No		
8	086	Fluoranthene	ug/L	Available Data <DL	0.60	NONE	NONE	300	370	NONE	370	Yes	No	No	NA	No		
8	087	Fluorene	ug/L	Available Data <DL	0.60	NONE	NONE	1300	14000	NONE	14000	Yes	No	No	NA	No		
8	088	Hexachlorobenzene	ug/L	Available Data <DL	0.60	NONE	NONE	0.00075	0.00077	NONE	0.00077	Yes	No	Yes	0.00077	No		
8	089	Hexachlorobutadiene	ug/L	Available Data <DL	0.60	NONE	NONE	0.44	50	NONE	50	Yes	No	No	NA	No		
8	090	Hexachlorocyclopentadiene	ug/L	Available Data <DL	0.60	NONE	NONE	240	17000	NONE	17000	Yes	No	No	NA	No		
8	091	Hexachloroethane	ug/L	Available Data <DL	0.60	NONE	NONE	1.9	8.9	NONE	8.9	Yes	No	No	NA	No		
8	092	Indeno(1,2,3-cd)Pyrene	ug/L	Available Data <DL	0.60	NONE	NONE	0.0044	0.049	NONE	0.049	Yes	No	Yes	0.049	No		
8	093	Isophorone	ug/L	Available Data <DL	0.60	NONE	NONE	8.4	600	NONE	600	Yes	No	No	NA	No		
8	094	Naphthalene	ug/L	Available Data <DL	0.60	NONE	NONE	NONE	NONE	NONE	NONE	Yes	No	No	NA	No		
8	095	Nitrobenzene	ug/L	Available Data <DL	0.60	NONE	NONE	17	1900	NONE	1900	Yes	No	No	NA	No		
8	096	N-Nitrosodimethylamine	ug/L	Available Data <DL	0.60	NONE	NONE	0.00069	8.1	NONE	8.1	Yes	No	No	NA	No		
8	097	n-Nitroso-di-n-propylamine	ug/L	Available Data <DL	0.60	NONE	NONE	0.005	1.4	NONE	1.4	Yes	No	Yes	1.4	No		
8	098	N-Nitrosodiphenylamine	ug/L	Available Data <DL	0.60	NONE	NONE	5	16	NONE	16	Yes	No	No	NA	No		
8	099	Phenanthrene	ug/L	Available Data <DL	0.60	NONE	NONE	NONE	NONE	NONE	NONE	Yes	No	No	NA	No		
8	100	Pyrene	ug/L	Available Data <DL	0.60	NONE	NONE	960	11000	NONE	11000	Yes	No	No	NA	No		
8	101	1,2,4-Trichlorobenzene	ug/L	Available Data <DL	0.60	NONE	NONE	NONE	NONE	NONE	NONE	Yes	No	No	NA	No		
8	102	Aldrin	ug/L	Available Data <DL	0.60	3	NONE	0.00013	0.00014	NONE	0.00014	Yes	No	Yes	0.00014	No		
8	103	alpha-BHC	ug/L	Available Data <DL	0.60	NONE	NONE	0.0039	0.013	NONE	0.013	Yes	No	No	NA	No		
8	104	beta-BHC	ug/L	Available Data <DL	0.60	NONE	NONE	0.014	0.046	NONE	0.046	Yes	No	No	NA	No		
8	105	Lindane (gamma-BHC)	ug/L	Available Data <DL	0.60	0.95	NONE	0.019	0.063	0.2	0.063	Yes	No	No	NA	No		
8	106	delta-BHC	ug/L	Available Data <DL	0.60	NONE	NONE	NONE	NONE	NONE	NONE	Yes	No	No	NA	No		
8	107	Chlordane	ug/L	Available Data <DL	0.60	2.4	0.0043	0.00057	0.00059	NONE	0.00059	Yes	No	Yes	0.00059	No		
8	108	4,4'-DDT	ug/L	Available Data <DL	0.60	1.1	0.001	0.00059	0.00059	NONE	0.00059	Yes	No	Yes	0.00059	No		
8	109	4,4'-DDE	ug/L	Available Data <DL	0.60	NONE	NONE	0.00059	0.00059	NONE	0.00059	Yes	No	Yes	0.00059	No		
8	110	4,4'-DDD	ug/L	Available Data <DL	0.60	NONE	NONE	0.00083	0.00084	NONE	0.00084	Yes	No	Yes	0.00084	No		
8	111	Dieldrin	ug/L	Available Data <DL	0.60	0.24	0.056	0.00014	0.00014	NONE	0.00014	Yes	No	Yes	0.00014	No		
8	112	Endosulfan I	ug/L	Available Data <DL	0.60	0.22	0.056	110	240	NONE	0.056	Yes	No	No	NA	No		

**Table F1
REASONABLE POTENTIAL ANALYSIS FOR PRIORITY POLLUTANTS, (OUTFALLS 003-010)**

**FIRST QUARTER 2010
THE BOEING COMPANY
SANTA SUSANA FIELD LABORATORY
NPDES PERMIT CA0001309**

						Step 1: Water Quality Criteria, Determine C					Step 2	Step 3			Step 4	
						CTR CRITERIA				Basin Plan Title 22 GWR	C = Lowest Criteria	Is Effluent Data Available	Was Constituent Detected in	Are all Detection Limits > C	If DL > C, MEC = Min (DL)	MEC >= C
Outfall	CTR	Constituent	Units	MEC	CV	Freshwater		Human Health								
						CMC = Acute	CCC = Chronic	HH W&O (Not App)	HH O = HH							
8	113	Endosulfan II	ug/L	Available Data <DL	0.60	0.22	0.056	110	240	NONE	0.056	Yes	No	No	NA	No
8	114	Endosulfan Sulfate	ug/L	Available Data <DL	0.60	NONE	NONE	110	240	NONE	240	Yes	No	No	NA	No
8	115	Endrin	ug/L	Available Data <DL	0.60	0.086	0.036	0.76	0.81	NONE	0.036	Yes	No	No	NA	No
8	116	Endrin Aldehyde	ug/L	Available Data <DL	0.60	NONE	NONE	0.76	0.81	NONE	0.81	Yes	No	No	NA	No
8	117	Heptachlor	ug/L	Available Data <DL	0.60	0.52	0.0038	0.00021	0.00021	NONE	0.00021	Yes	No	Yes	0.00021	No
8	118	Heptachlor Epoxide	ug/L	Available Data <DL	0.60	0.52	0.0038	0.0001	0.00011	NONE	0.00011	Yes	No	Yes	0.00011	No
8	119	Aroclor-1016	ug/L	Available Data <DL	0.60	NONE	0.014	0.00017	0.00017	NONE	0.00017	Yes	No	Yes	0.00017	No
8	120	Aroclor-1221	ug/L	Available Data <DL	0.60	NONE	0.014	0.00017	0.00017	NONE	0.00017	Yes	No	Yes	0.00017	No
8	121	Aroclor-1232	ug/L	Available Data <DL	0.60	NONE	0.014	0.00017	0.00017	NONE	0.00017	Yes	No	Yes	0.00017	No
8	122	Aroclor-1242	ug/L	Available Data <DL	0.60	NONE	0.014	0.00017	0.00017	NONE	0.00017	Yes	No	Yes	0.00017	No
8	123	Aroclor-1248	ug/L	Available Data <DL	0.60	NONE	0.014	0.00017	0.00017	NONE	0.00017	Yes	No	Yes	0.00017	No
8	124	Aroclor-1254	ug/L	Available Data <DL	0.60	NONE	0.014	0.00017	0.00017	NONE	0.00017	Yes	No	Yes	0.00017	No
8	125	Aroclor-1260	ug/L	Available Data <DL	0.60	NONE	0.014	0.00017	0.00017	NONE	0.00017	Yes	No	Yes	0.00017	No
8	126	Toxaphene	ug/L	Available Data <DL	0.60	0.73	0.0002	0.0073	0.00075	NONE	0.0002	Yes	No	Yes	0.0002	No

**Table F1
REASONABLE POTENTIAL ANALYSIS FOR SECONDARY POLLUTANTS, (OUTFALLS 001, 002, 011 018)**

**FIRST QUARTER 2010
THE BOEING COMPANY
SANTA SUSANA FIELD LABORATORY
NPDES PERMIT CA0001309**

Outfall	Constituent	Monitoring	Units	Number of Samples	MEC	CV	Multiplier	Projected Maximum Effluent Concentration (99/99)	Dilution Ratio	Background Concentration	Projected Maximum Receiving Water Concentration	Step 1, Determine Water Quality Objectives	BU - Beneficial use protection NC-Human noncarcinogen AP-Aquatic life protection
1_2_11_18	Barium	Annual	mg/L	8	0.076	0.60	3.33	0.25	0	0	0.25	1000	BU
1_2_11_18	Biochemical Oxygen Demand (BOD 5 day)	Discharge	mg/L	12	3.8	0.65	3.02	11.46	0	0	11.46	20	BU
1_2_11_18	Chloride	Discharge	mg/L	13	27	0.55	2.50	67.62	0	0	67.62	150	BU
1_2_11_18	Fluoride	Annual	mg/L	3	0.39	0.60	5.62	2.19	0	0	2.19	1.6	BU
1_2_11_18	Fluoride	Discharge	mg/L	3	0.39	0.60	5.62	2.19	0	0	2.19	1.6	BU
1_2_11_18	Nitrate + Nitrite as Nitrogen (N)	Discharge	mg/L	12	0.93	0.85	3.95	3.67	0	0	3.67	8	BU/TMDL
1_2_11_18	Oil & Grease	Discharge	mg/L	12	Available Data <DL	0.03	1.07	Available Data < DL	0	0	NA	10	BU
1_2_11_18	Sulfate	Discharge	mg/L	13	200	0.69	3.07	614.23	0	0	614.23	300	BU
1_2_11_18	Surfactants (MBAS)	Discharge	mg/L	13	0.12	0.68	3.02	0.36	0	0	0.36	0.5	BU
1_2_11_18	Total Dissolved Solids	Discharge	mg/L	13	440	0.41	2.03	893.17	0	0	893.17	150	BU
1_2_11_18	Total Settleable Solids	Discharge	ml/L	12	0.3	0.91	4.23	1.27	0	0	1.27	0.3	BU
1_2_11_18	Total Suspended Solids	Discharge	mg/L	12	450	1.59	8.03	3613.57	0	0	3613.57	45	BU

**Table F1
REASONABLE POTENTIAL ANALYSIS FOR SECONDARY POLLUTANTS, (OUTFALLS 003-010)**

**FIRST QUARTER 2010
THE BOEING COMPANY
SANTA SUSANA FIELD LABORATORY
NPDES PERMIT CA0001309**

Outfall	Constituent	Monitoring	Units	Number of Samples	MEC	CV	Multiplier	Projected Maximum Effluent Concentration (99/99)	Dilution Ratio	Background Concentration	Projected Maximum Receiving Water Concentration	Step 1, Determine Water Quality Objectives	BU - Beneficial use protection NC-Human noncarcinogen AP-Aquatic life protection
3_10	Boron	Annual	mg/L	1	0.055	0.60	13.20	0.73	0	0	0.73	1	BU
3_10	Chloride	Discharge	mg/L	12	12	0.42	2.13	25.51	0	0	25.51	150	BU
3_10	Fluoride	Annual	mg/L	4	0.27	0.60	4.74	1.28	0	0	1.28	1.6	BU
3_10	Nitrate + Nitrite as Nitrogen (N)	Discharge	mg/L	12	3.4	0.96	4.48	15.25	0	0	15.25	8	BU/TMDL
3_10	Oil & Grease	Discharge	mg/L	10	Available Data <DL	0.02	1.05	Available Data < DL	0	0	NA	10	BU
3_10	Sulfate	Discharge	mg/L	12	20	0.55	2.60	51.90	0	0	51.90	300	BU
3_10	Total Dissolved Solids	Discharge	mg/L	12	240	0.39	2.02	485.90	0	0	485.90	150	BU
3_10	Total Suspended Solids	Annual	mg/L	4	73	0.60	4.74	345.73	0	0	345.73	45	BU
8	Boron	Annual	mg/L	0	All Data Qualified	0.60	All Data Qualified	All Qualified Data	0	0	NA	1	BU
8	Chloride	Discharge	mg/L	5	83	0.60	4.19	347.94	0	0	347.94	150	BU
8	Fluoride	Annual	mg/L	1	0.26	0.60	13.20	3.43	0	0	3.43	1.6	BU
8	Nitrate + Nitrite as Nitrogen (N)	Discharge	mg/L	5	0.93	0.60	4.19	3.90	0	0	3.90	8	BU/TMDL
8	Oil & Grease	Discharge	mg/L	5	Available Data <DL	0.60	4.19	Available Data < DL	0	0	NA	10	BU
8	Sulfate	Discharge	mg/L	5	65	0.60	4.19	272.48	0	0	272.48	300	BU
8	Total Dissolved Solids	Discharge	mg/L	5	330	0.60	4.19	1383.38	0	0	1383.38	150	BU
8	Total Suspended Solids	Annual	mg/L	1	250	0.60	13.20	3299.22	0	0	3299.22	45	BU